

My Dashboard

Sep 1, 2013 - Sep 30, 2013
Compare to: Aug 2, 2013 - Aug 31, 2013



Visits

Sep 1, 2013 - Sep 30, 2013

6,237

% of Total: 100.00% (6,237)



Aug 2, 2013 - Aug 31, 2013

4,811

% of Total: 100.00% (4,811)



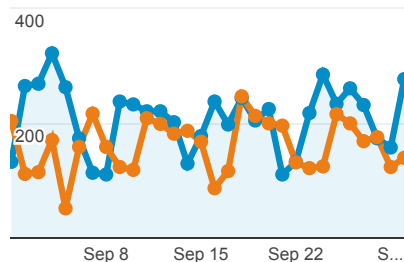
Visits and Visits

Sep 1, 2013 - Sep 30, 2013:

● Visits

Aug 2, 2013 - Aug 31, 2013:

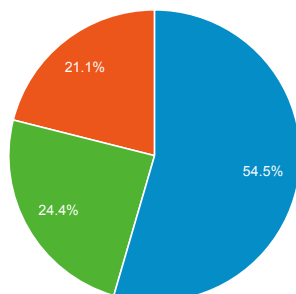
● Visits



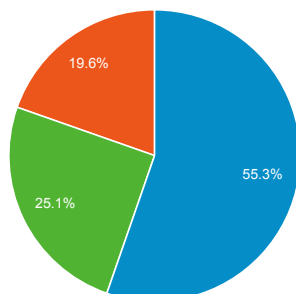
Visits by Traffic Type

■ organic ■ referral ■ direct

Sep 1, 2013 - Sep 30, 2013



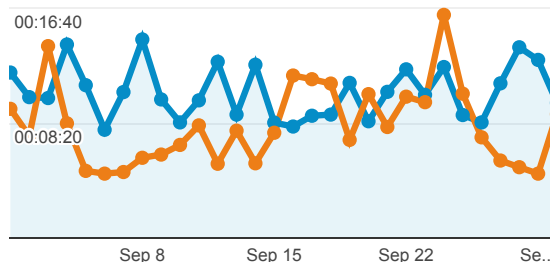
Aug 2, 2013 - Aug 31, 2013



Avg. Visit Duration

Sep 1, 2013 - Sep 30, 2013: ● Avg. Visit Duration

Aug 2, 2013 - Aug 31, 2013: ● Avg. Visit Duration



Visits and Avg. Visit Duration by Country / Territory

Country / Territory	Visits	Avg. Visit Duration
United States		
Sep 1, 2013 - Sep 30, 2013	1,939	00:12:36
Aug 2, 2013 - Aug 31, 2013	1,442	00:08:58
% Change	34.47%	40.42%
Colombia		
Sep 1, 2013 - Sep 30, 2013	691	00:14:00
Aug 2, 2013 - Aug 31, 2013	263	00:10:41
% Change	162.74%	31.05%
Germany		
Sep 1, 2013 - Sep 30, 2013	438	00:07:31
Aug 2, 2013 - Aug 31, 2013	401	00:05:12
% Change	9.23%	44.51%
Chile		
Sep 1, 2013 - Sep 30, 2013	320	00:14:23
Aug 2, 2013 - Aug 31, 2013	241	00:13:52
% Change	32.78%	3.77%
Italy		
Sep 1, 2013 - Sep 30, 2013	208	00:12:24

% New Visits

Sep 1, 2013 - Sep 30, 2013

48.92%

Site Avg: 48.92% (0.00%)



Aug 2, 2013 - Aug 31, 2013

44.11%

Site Avg: 44.11% (0.00%)



Unique Visitors

Sep 1, 2013 - Sep 30, 2013

3,367

% of Total: 100.00% (3,367)



Aug 2, 2013 - Aug 31, 2013

2,407

% of Total: 100.00% (2,407)



Pageviews

Sep 1, 2013 - Sep 30, 2013

34,765

% of Total: 100.00% (34,765)



Aug 2, 2013 - Aug 31, 2013

20,690

% of Total: 100.00% (20,690)



Pages / Visit

Sep 1, 2013 - Sep 30, 2013

5.57

Site Avg: 5.57 (0.00%)



Aug 2, 2013 - Aug 31, 2013

4.30

Site Avg: 4.30 (0.00%)



Avg. Time on Page

Sep 1, 2013 - Sep 30, 2013

00:02:17

Site Avg: 00:02:17 (0.00%)



Aug 2, 2013 - Aug 31, 2013

00:02:27

Site Avg: 00:02:27 (0.00%)



13	290	00:12:24
Aug 2, 2013 - Aug 31, 2013	176	00:06:35
% Change	69.32%	88.49%
France		
Sep 1, 2013 - Sep 30, 2013	211	00:11:26
Aug 2, 2013 - Aug 31, 2013	53	00:03:28
% Change	298.11%	229.18%
Canada		
Sep 1, 2013 - Sep 30, 2013	177	00:05:46
Aug 2, 2013 - Aug 31, 2013	177	00:07:09
% Change	0.00%	-19.40%
Brazil		
Sep 1, 2013 - Sep 30, 2013	175	00:10:27
Aug 2, 2013 - Aug 31, 2013	138	00:05:31
% Change	26.81%	89.28%
Iran		
Sep 1, 2013 - Sep 30, 2013	141	00:18:17
Aug 2, 2013 - Aug 31, 2013	108	00:13:25
% Change	30.56%	36.32%
Spain		
Sep 1, 2013 - Sep 30, 2013	128	00:07:23
Aug 2, 2013 - Aug 31, 2013	56	00:05:16
% Change	128.57%	40.07%

Visits and Pageviews by Mobile

Mobile (Including Tablet)	Visits	Pageviews
No		
Sep 1, 2013 - Sep 30, 2013	6,041	34,442
Aug 2, 2013 - Aug 31, 2013	4,642	20,404
% Change	30.14%	68.80%
Yes		
Sep 1, 2013 - Sep 30, 2013	196	323
Aug 2, 2013 - Aug 31, 2013	169	286
% Change	15.98%	12.94%