

My Dashboard

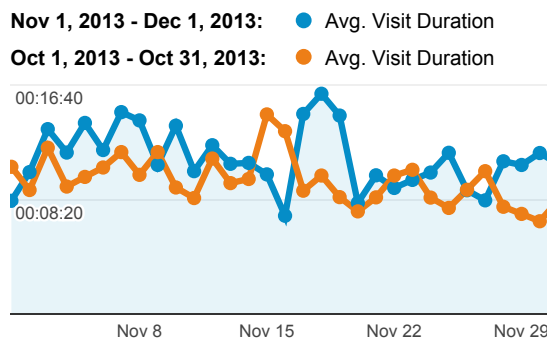
Nov 1, 2013 - Dec 1, 2013
Compare to: Oct 1, 2013 - Oct 31, 2013

All Visits
+0.00%

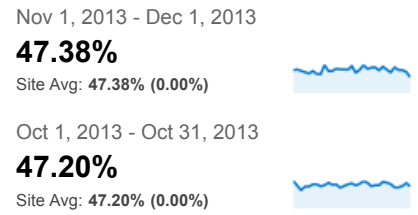
Visits



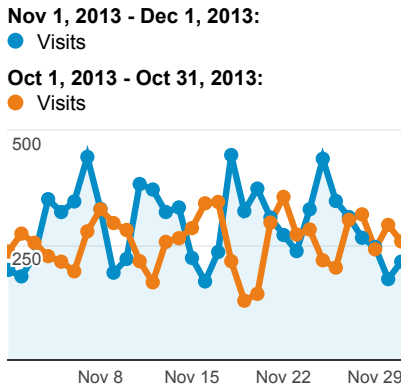
Avg. Visit Duration



% New Visits



Visits and Visits



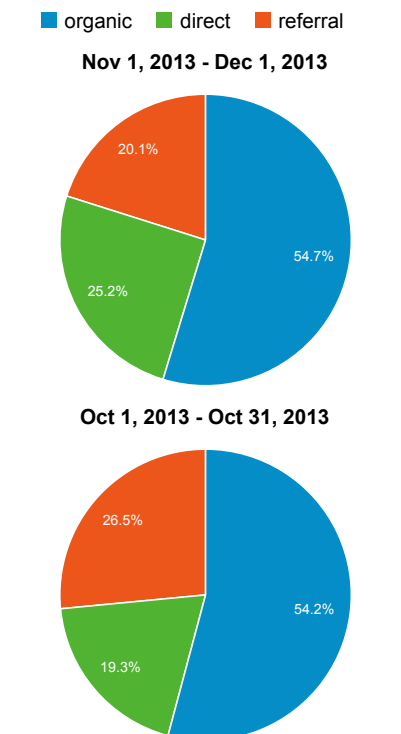
Visits and Avg. Visit Duration by Country / Territory

Country / Territory	Visits	Avg. Visit Duration
United States		
Nov 1, 2013 - Dec 1, 2013	2,254	00:11:07
Oct 1, 2013 - Oct 31, 2013	2,123	00:11:14
% Change	6.17%	-1.01%
Colombia		
Nov 1, 2013 - Dec 1, 2013	1,257	00:20:07
Oct 1, 2013 - Oct 31, 2013	939	00:13:41
% Change	33.87%	47.01%
Germany		
Nov 1, 2013 - Dec 1, 2013	634	00:06:34
Oct 1, 2013 - Oct 31, 2013	496	00:05:00
% Change	27.82%	31.33%
Chile		
Nov 1, 2013 - Dec 1, 2013	548	00:23:38
Oct 1, 2013 - Oct 31, 2013	372	00:12:29
% Change	47.31%	89.35%
Spain		
Nov 1, 2013 - Dec 1, 2013	100	00:10:00

Unique Visitors



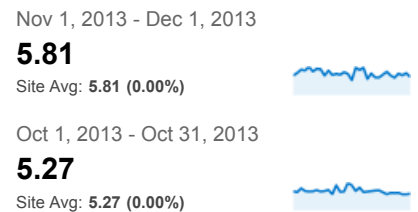
Visits by Traffic Type



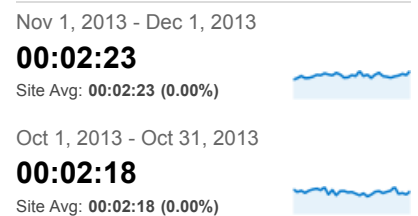
Pageviews



Pages / Visit



Avg. Time on Page



3	400	00:10:39
Oct 1, 2013 - Oct 31, 2013	382	00:09:22
% Change	4.71%	13.78%
Canada		
Nov 1, 2013 - Dec 1, 2013	335	00:07:00
Oct 1, 2013 - Oct 31, 2013	209	00:08:38
% Change	60.29%	-18.87%
Brazil		
Nov 1, 2013 - Dec 1, 2013	322	00:09:54
Oct 1, 2013 - Oct 31, 2013	171	00:08:49
% Change	88.30%	12.21%
France		
Nov 1, 2013 - Dec 1, 2013	289	00:13:03
Oct 1, 2013 - Oct 31, 2013	265	00:07:18
% Change	9.06%	78.91%
Italy		
Nov 1, 2013 - Dec 1, 2013	287	00:09:21
Oct 1, 2013 - Oct 31, 2013	356	00:11:57
% Change	-19.38%	-21.79%
Japan		
Nov 1, 2013 - Dec 1, 2013	227	00:06:37
Oct 1, 2013 - Oct 31, 2013	123	00:04:01
% Change	84.55%	64.56%

Visits and Pageviews by Mobile

Mobile (Including Tablet)	Visits	Pageviews
No		
Nov 1, 2013 - Dec 1, 2013	8,901	52,605
Oct 1, 2013 - Oct 31, 2013	7,771	41,757
% Change	14.54%	25.98%
Yes		
Nov 1, 2013 - Dec 1, 2013	224	429
Oct 1, 2013 - Oct 31, 2013	227	384
% Change	-1.32%	11.72%