

**Site Usage**

**87 Visits**

Previous: 66 (31.82%)

**66.67% Bounce Rate**

Previous: 74.24% (-10.20%)

**232 Pageviews**

Previous: 113 (105.31%)

**00:03:25 Avg. Time on Site**

Previous: 00:00:35 (486.06%)

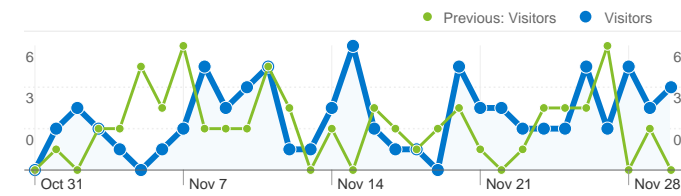
**2.67 Pages/Visit**

Previous: 1.71 (55.75%)

**43.68% % New Visits**

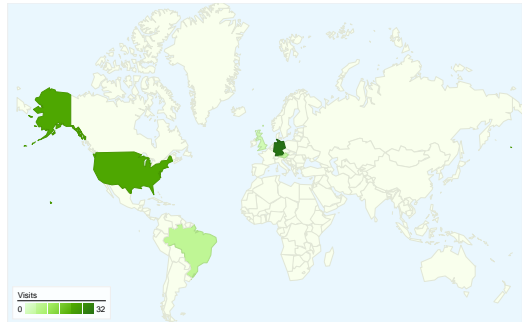
Previous: 68.18% (-35.94%)

**Visitors Overview**

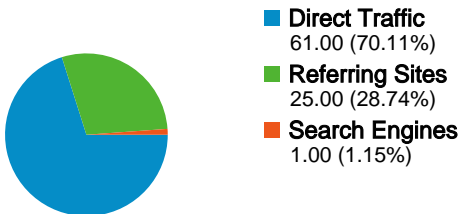


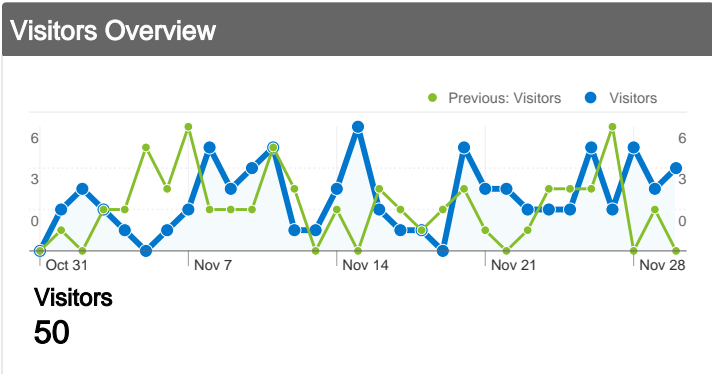
**Visitors**  
**50**

**Map Overlay**



**Traffic Sources Overview**



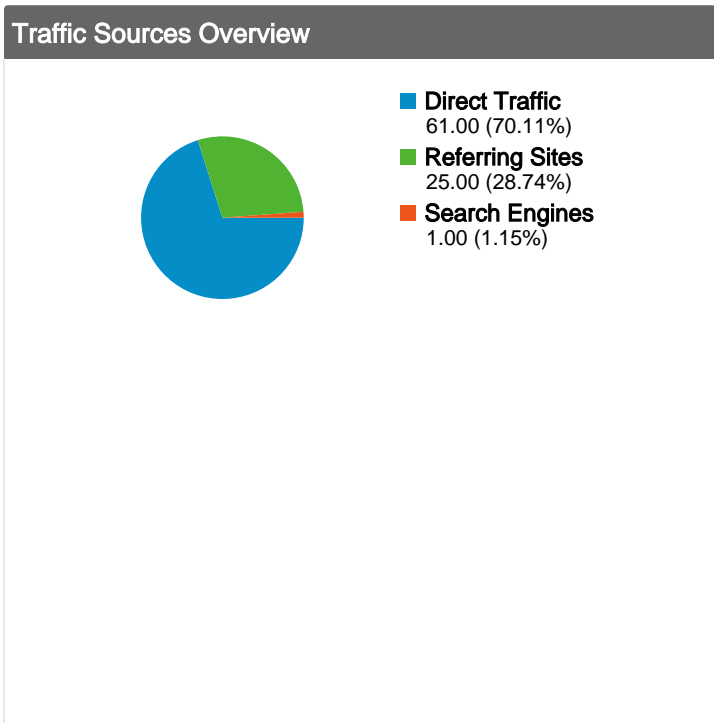


### Content Overview

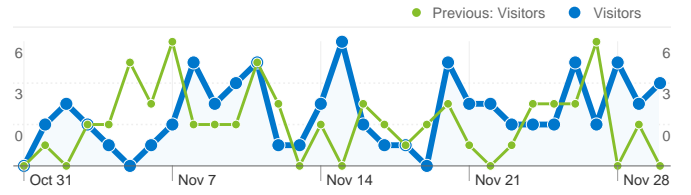
Pages	Pageviews	% Pageviews
<b>/neos/cgi-bin/report.cgi</b>		
Oct 31, 2011 - Nov 30, 2011	70	30.17%
Sep 30, 2011 - Oct 30, 2011	56	49.56%
% Change	25.00%	-39.12%
<b>/neos/solvers/index.html</b>		
Oct 31, 2011 - Nov 30, 2011	49	21.12%
Sep 30, 2011 - Oct 30, 2011	0	0.00%
% Change	100.00%	100.00%
<b>/neos/</b>		
Oct 31, 2011 - Nov 30, 2011	34	14.66%
Sep 30, 2011 - Oct 30, 2011	12	10.62%
% Change	183.33%	38.00%
<b>/neos/cgi-bin/displaySolvers.cgi</b>		
Oct 31, 2011 - Nov 30, 2011	29	12.50%
Sep 30, 2011 - Oct 30, 2011	44	38.94%
% Change	-34.09%	-67.90%
<b>/neos/index.html</b>		
Oct 31, 2011 - Nov 30, 2011	6	2.59%
Sep 30, 2011 - Oct 30, 2011	0	0.00%
% Change	100.00%	100.00%

### Content Overview

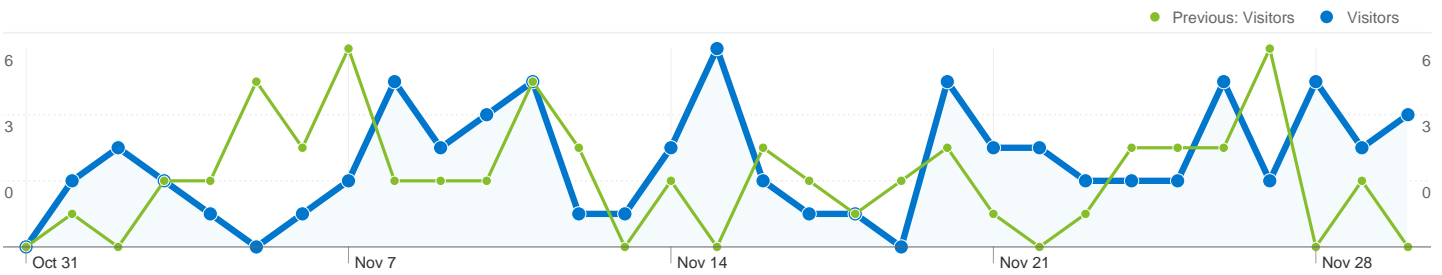
Pages	Pageviews	% Pageviews
<b>/neos/cgi-bin/report.cgi</b>		
Oct 31, 2011 - Nov 30, 2011	70	30.17%
Sep 30, 2011 - Oct 30, 2011	56	49.56%
% Change	25.00%	-39.12%
<b>/neos/solvers/index.html</b>		
Oct 31, 2011 - Nov 30, 2011	49	21.12%
Sep 30, 2011 - Oct 30, 2011	0	0.00%
% Change	100.00%	100.00%
<b>/neos/</b>		
Oct 31, 2011 - Nov 30, 2011	34	14.66%
Sep 30, 2011 - Oct 30, 2011	12	10.62%
% Change	183.33%	38.00%
<b>/neos/cgi-bin/displaySolvers.cgi</b>		
Oct 31, 2011 - Nov 30, 2011	29	12.50%
Sep 30, 2011 - Oct 30, 2011	44	38.94%
% Change	-34.09%	-67.90%
<b>/neos/index.html</b>		
Oct 31, 2011 - Nov 30, 2011	6	2.59%
Sep 30, 2011 - Oct 30, 2011	0	0.00%
% Change	100.00%	100.00%



## Visitors Overview



**Visitors**  
**50**



**50 people visited this site**

 **87 Visits**

Previous: 66 (31.82%)

 **50 Absolute Unique Visitors**


Previous: 55 (-9.09%)

 **232 Pageviews**

Previous: 113 (105.31%)

 **2.67 Average Pageviews**

Previous: 1.71 (55.75%)

 **00:03:25 Time on Site**

Previous: 00:00:35 (486.06%)

 **66.67% Bounce Rate**

Previous: 74.24% (-10.20%)

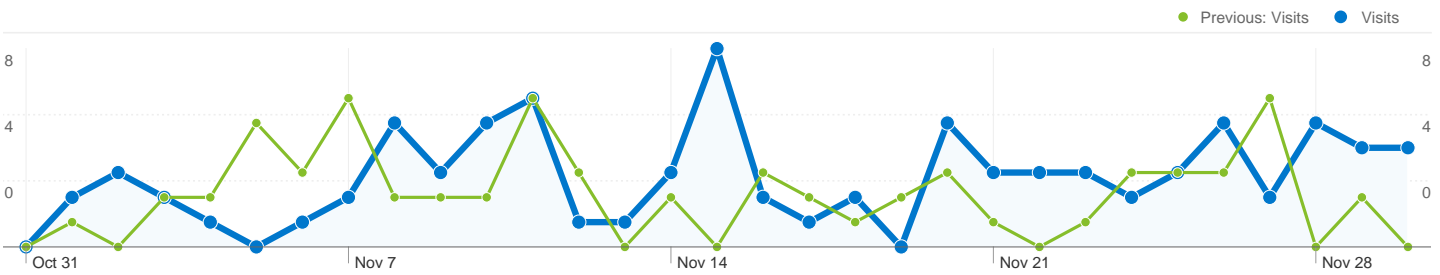
 **43.68% New Visits**

Previous: 68.18% (-35.94%)

**Technical Profile**

Browser	Visits	% visits
<b>Firefox</b>		
Oct 31, 2011 - Nov 30, 2011	33	37.93%
Sep 30, 2011 - Oct 30, 2011	27	40.91%
% Change	22.22%	-7.28%
<b>Opera</b>		
Oct 31, 2011 - Nov 30, 2011	29	33.33%
Sep 30, 2011 - Oct 30, 2011	12	18.18%
% Change	141.67%	83.33%

Chrome		
Oct 31, 2011 - Nov 30, 2011	12	13.79%
Sep 30, 2011 - Oct 30, 2011	15	22.73%
% Change	-20.00%	-39.31%
Internet Explorer		
Oct 31, 2011 - Nov 30, 2011	10	11.49%
Sep 30, 2011 - Oct 30, 2011	6	9.09%
% Change	66.67%	26.44%
Safari		
Oct 31, 2011 - Nov 30, 2011	3	3.45%
Sep 30, 2011 - Oct 30, 2011	6	9.09%
% Change	-50.00%	-62.07%

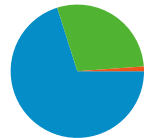


## All traffic sources sent a total of 87 visits

**70.11% Direct Traffic**  
Previous: 71.21% (-1.54%)

**28.74% Referring Sites**  
Previous: 25.76% (11.56%)

**1.15% Search Engines**  
Previous: 3.03% (-62.07%)



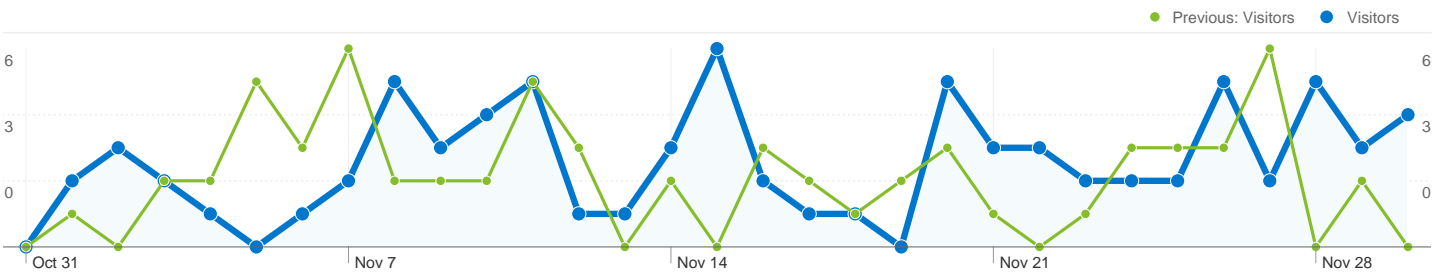
- Direct Traffic  
61.00 (70.11%)
- Referring Sites  
25.00 (28.74%)
- Search Engines  
1.00 (1.15%)

## Top Traffic Sources

Sources	Visits	% visits
(direct) ((none))		
Oct 31, 2011 - Nov 30, 2011	61	70.11%
Sep 30, 2011 - Oct 30, 2011	47	71.21%
% Change	29.79%	-1.54%
www-neos.mcs.anl.gov (referral)		
Oct 31, 2011 - Nov 30, 2011	16	18.39%
Sep 30, 2011 - Oct 30, 2011	12	18.18%
% Change	33.33%	1.15%
neos-guide.org (referral)		
Oct 31, 2011 - Nov 30, 2011	3	3.45%
Sep 30, 2011 - Oct 30, 2011	3	4.55%
% Change	0.00%	-24.14%
coin-or.org (referral)		
Oct 31, 2011 - Nov 30, 2011	2	2.30%
Sep 30, 2011 - Oct 30, 2011	1	1.52%
% Change	100.00%	51.72%
plato.asu.edu (referral)		

Keywords	Visits	% visits
neos xml-rpc		
Oct 31, 2011 - Nov 30, 2011	1	100.00%
Sep 30, 2011 - Oct 30, 2011	0	0.00%
% Change	100.00%	100.00%
neos slovers		
Oct 31, 2011 - Nov 30, 2011	0	0.00%
Sep 30, 2011 - Oct 30, 2011	1	50.00%
% Change	-100.00%	-100.00%
neos tsp solver plot co ordinates		
Oct 31, 2011 - Nov 30, 2011	0	0.00%
Sep 30, 2011 - Oct 30, 2011	1	50.00%
% Change	-100.00%	-100.00%

Oct 31, 2011 - Nov 30, 2011	2	2.30%
Sep 30, 2011 - Oct 30, 2011	0	0.00%
% Change	100.00%	100.00%



## 50 people visited this site

 **87 Visits**

Previous: 66 (31.82%)

 **50 Absolute Unique Visitors**


Previous: 55 (-9.09%)

 **232 Pageviews**

Previous: 113 (105.31%)

 **2.67 Average Pageviews**


Previous: 1.71 (55.75%)

 **00:03:25 Time on Site**

Previous: 00:00:35 (486.06%)

 **66.67% Bounce Rate**

Previous: 74.24% (-10.20%)

 **43.68% New Visits**

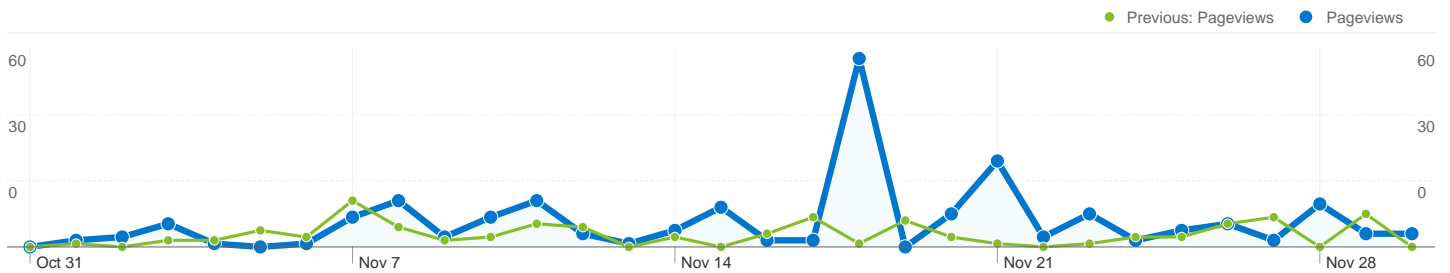
Previous: 68.18% (-35.94%)

## Technical Profile

Browser	Visits	% visits
<b>Firefox</b>		
Oct 31, 2011 - Nov 30, 2011	33	37.93%
Sep 30, 2011 - Oct 30, 2011	27	40.91%
% Change	22.22%	-7.28%
<b>Opera</b>		
Oct 31, 2011 - Nov 30, 2011	29	33.33%
Sep 30, 2011 - Oct 30, 2011	12	18.18%
% Change	141.67%	83.33%




Chrome		
Oct 31, 2011 - Nov 30, 2011	12	13.79%
Sep 30, 2011 - Oct 30, 2011	15	22.73%
% Change	-20.00%	-39.31%
Internet Explorer		
Oct 31, 2011 - Nov 30, 2011	10	11.49%
Sep 30, 2011 - Oct 30, 2011	6	9.09%
% Change	66.67%	26.44%
Safari		
Oct 31, 2011 - Nov 30, 2011	3	3.45%
Sep 30, 2011 - Oct 30, 2011	6	9.09%
% Change	-50.00%	-62.07%




## Pages on this site were viewed a total of 232 times

 **232 Pageviews**

Previous: 113 (105.31%)

 **124 Unique Views**

Previous: 68 (82.35%)

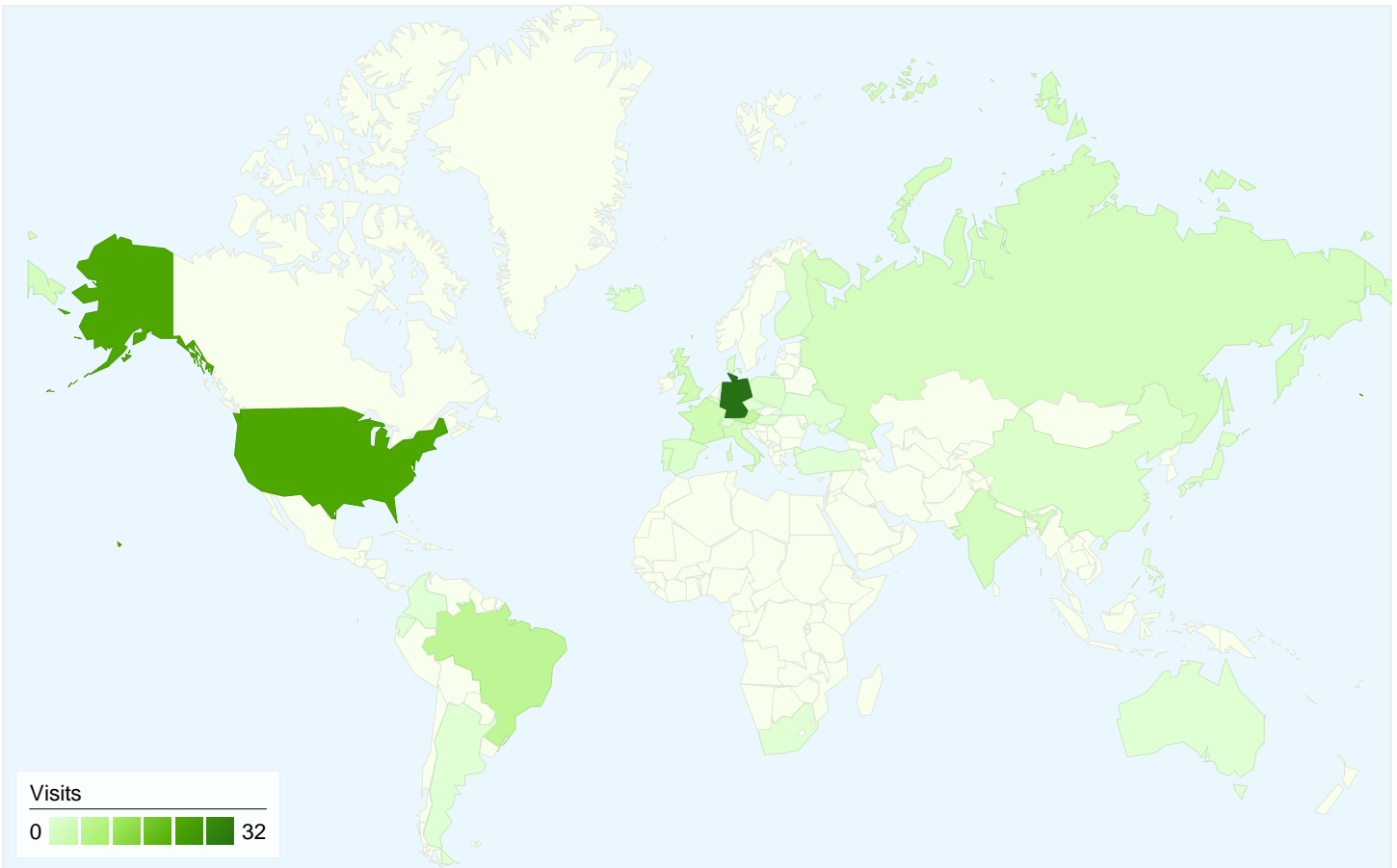
 **66.67% Bounce Rate**

Previous: 74.24% (-10.20%)

## Top Content

Pages	Pageviews	% Pageviews
<b>/neos/cgi-bin/report.cgi</b>		
Oct 31, 2011 - Nov 30, 2011	70	30.17%
Sep 30, 2011 - Oct 30, 2011	56	49.56%
% Change	25.00%	-39.12%
<b>/neos/solvers/index.html</b>		
Oct 31, 2011 - Nov 30, 2011	49	21.12%
Sep 30, 2011 - Oct 30, 2011	0	0.00%
% Change	100.00%	100.00%
<b>/neos/</b>		
Oct 31, 2011 - Nov 30, 2011	34	14.66%
Sep 30, 2011 - Oct 30, 2011	12	10.62%
% Change	183.33%	38.00%
<b>/neos/cgi-bin/displaySolvers.cgi</b>		
Oct 31, 2011 - Nov 30, 2011	29	12.50%
Sep 30, 2011 - Oct 30, 2011	44	38.94%
% Change	-34.09%	-67.90%
<b>/neos/index.html</b>		

Oct 31, 2011 - Nov 30, 2011	6	2.59%
Sep 30, 2011 - Oct 30, 2011	0	0.00%
% Change	100.00%	100.00%



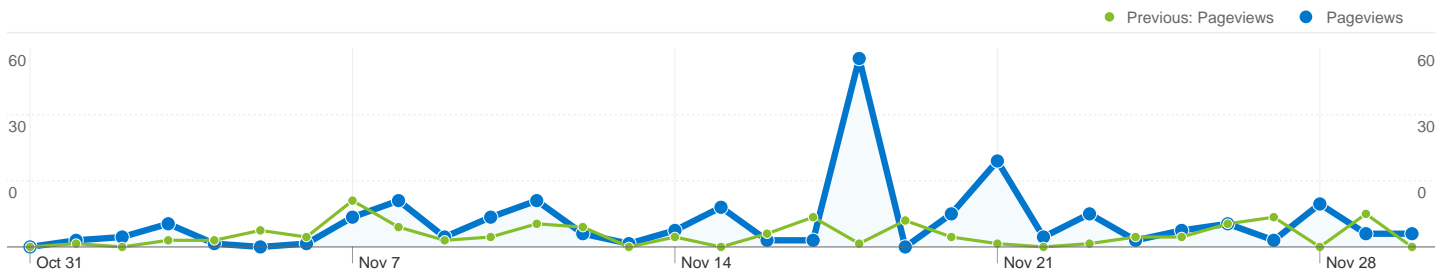
**87 visits came from 33 countries/territories**

Site Usage

Country/Territory	Visits	Pages/Visit	Avg. Time on Site	% New Visits	Bounce Rate
<b>Visits</b> <b>87</b> Previous: 66 (31.82%)	<b>Pages/Visit</b> <b>2.67</b> Previous: 1.71 (55.75%)	<b>Avg. Time on Site</b> <b>00:03:25</b> Previous: 00:00:35 (486.06%)	<b>% New Visits</b> <b>43.68%</b> Previous: 68.18% (-35.94%)	<b>Bounce Rate</b> <b>66.67%</b> Previous: 74.24% (-10.20%)	
Germany					
October 31, 2011 - November 30, 2011	<b>32</b>	1.09	00:01:17	9.38%	90.62%
September 30, 2011 - October 30, 2011	<b>18</b>	1.11	00:00:05	27.78%	94.44%
% Change	<b>77.78%</b>	<b>-1.56%</b>	<b>1,377.46%</b>	<b>-66.25%</b>	<b>-4.04%</b>
United States					
October 31, 2011 - November 30, 2011	<b>22</b>	5.18	00:10:07	54.55%	50.00%
September 30, 2011 - October 30, 2011	<b>16</b>	2.25	00:00:40	81.25%	56.25%
% Change	<b>37.50%</b>	<b>130.30%</b>	<b>1,418.62%</b>	<b>-32.87%</b>	<b>-11.11%</b>
Brazil					
October 31, 2011 - November 30, 2011	<b>6</b>	3.33	00:02:18	66.67%	33.33%


September 30, 2011 - October 30, 2011	2	1.00	00:00:00	100.00%	100.00%
% Change	200.00%	233.33%	100.00%	-33.33%	-66.67%
Austria					
October 31, 2011 - November 30, 2011	5	2.00	00:00:24	20.00%	80.00%
September 30, 2011 - October 30, 2011	0	0.00	00:00:00	0.00%	0.00%
% Change	100.00%	100.00%	100.00%	100.00%	100.00%
United Kingdom					
October 31, 2011 - November 30, 2011	3	3.00	00:02:00	33.33%	0.00%
September 30, 2011 - October 30, 2011	2	1.00	00:00:00	100.00%	100.00%
% Change	50.00%	200.00%	100.00%	-66.67%	-100.00%
France					
October 31, 2011 - November 30, 2011	3	1.00	00:00:00	100.00%	100.00%
September 30, 2011 - October 30, 2011	1	1.00	00:00:00	100.00%	100.00%
% Change	200.00%	0.00%	0.00%	0.00%	0.00%
Italy					
October 31, 2011 - November 30, 2011	2	2.00	00:00:06	100.00%	50.00%
September 30, 2011 - October 30, 2011	0	0.00	00:00:00	0.00%	0.00%
% Change	100.00%	100.00%	100.00%	100.00%	100.00%
India					
October 31, 2011 - November 30, 2011	2	1.00	00:00:00	100.00%	100.00%
September 30, 2011 - October 30, 2011	0	0.00	00:00:00	0.00%	0.00%
% Change	100.00%	100.00%	0.00%	100.00%	100.00%
Russia					
October 31, 2011 - November 30, 2011	2	2.50	00:00:13	50.00%	50.00%
September 30, 2011 - October 30, 2011	1	3.00	00:00:14	100.00%	0.00%
% Change	100.00%	-16.67%	-7.14%	-50.00%	100.00%
Iceland					
October 31, 2011 - November 30, 2011	1	1.00	00:00:00	100.00%	100.00%
September 30, 2011 - October 30, 2011	0	0.00	00:00:00	0.00%	0.00%
% Change	100.00%	100.00%	0.00%	100.00%	100.00%


1 - 10 of 33



## Pages on this site were viewed a total of 232 times

 **232 Pageviews**  
Previous: 113 (105.31%)

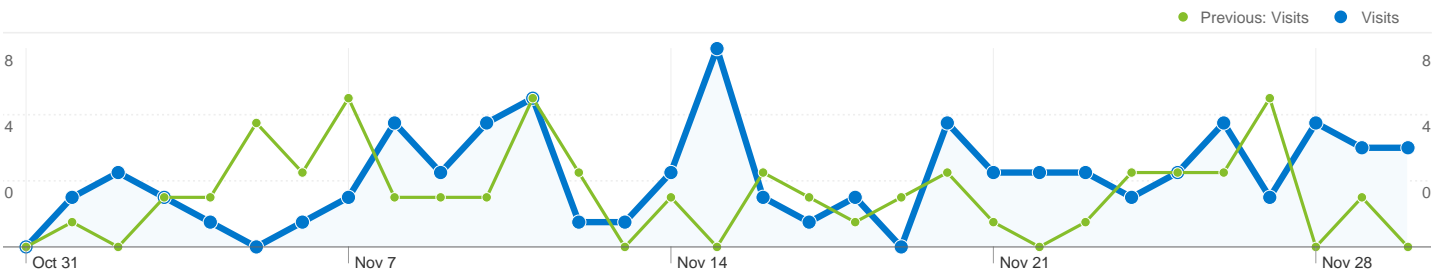
 **124 Unique Views**  
Previous: 68 (82.35%)

 **66.67% Bounce Rate**  
Previous: 74.24% (-10.20%)

## Top Content

Pages	Pageviews	% Pageviews
<b>/neos/cgi-bin/report.cgi</b>		
Oct 31, 2011 - Nov 30, 2011	70	30.17%
Sep 30, 2011 - Oct 30, 2011	56	49.56%
% Change	25.00%	-39.12%
<b>/neos/solvers/index.html</b>		
Oct 31, 2011 - Nov 30, 2011	49	21.12%
Sep 30, 2011 - Oct 30, 2011	0	0.00%
% Change	100.00%	100.00%
<b>/neos/</b>		
Oct 31, 2011 - Nov 30, 2011	34	14.66%
Sep 30, 2011 - Oct 30, 2011	12	10.62%
% Change	183.33%	38.00%
<b>/neos/cgi-bin/displaySolvers.cgi</b>		
Oct 31, 2011 - Nov 30, 2011	29	12.50%
Sep 30, 2011 - Oct 30, 2011	44	38.94%
% Change	-34.09%	-67.90%
<b>/neos/index.html</b>		

Oct 31, 2011 - Nov 30, 2011	6	2.59%
Sep 30, 2011 - Oct 30, 2011	0	0.00%
% Change	100.00%	100.00%

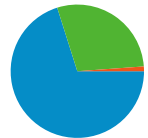


## All traffic sources sent a total of 87 visits

**70.11% Direct Traffic**  
Previous: 71.21% (-1.54%)

**28.74% Referring Sites**  
Previous: 25.76% (11.56%)

**1.15% Search Engines**  
Previous: 3.03% (-62.07%)



- Direct Traffic  
61.00 (70.11%)
- Referring Sites  
25.00 (28.74%)
- Search Engines  
1.00 (1.15%)

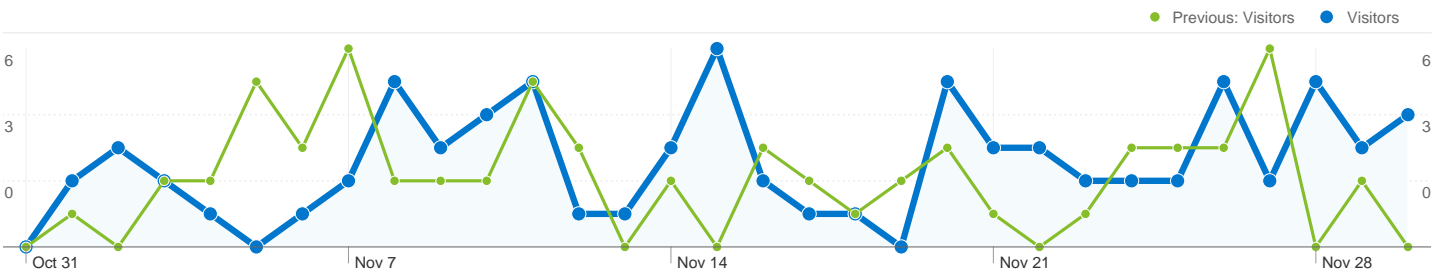
## Top Traffic Sources

Sources	Visits	% visits
(direct) ((none))		
Oct 31, 2011 - Nov 30, 2011	61	70.11%
Sep 30, 2011 - Oct 30, 2011	47	71.21%
% Change	29.79%	-1.54%
www-neos.mcs.anl.gov (referral)		
Oct 31, 2011 - Nov 30, 2011	16	18.39%
Sep 30, 2011 - Oct 30, 2011	12	18.18%
% Change	33.33%	1.15%
neos-guide.org (referral)		
Oct 31, 2011 - Nov 30, 2011	3	3.45%
Sep 30, 2011 - Oct 30, 2011	3	4.55%
% Change	0.00%	-24.14%
coin-or.org (referral)		
Oct 31, 2011 - Nov 30, 2011	2	2.30%
Sep 30, 2011 - Oct 30, 2011	1	1.52%
% Change	100.00%	51.72%
plato.asu.edu (referral)		

Keywords	Visits	% visits
neos xml-rpc		
Oct 31, 2011 - Nov 30, 2011	1	100.00%
Sep 30, 2011 - Oct 30, 2011	0	0.00%
% Change	100.00%	100.00%
neos slovers		
Oct 31, 2011 - Nov 30, 2011	0	0.00%
Sep 30, 2011 - Oct 30, 2011	1	50.00%
% Change	-100.00%	-100.00%
neos tsp solver plot co ordinates		
Oct 31, 2011 - Nov 30, 2011	0	0.00%
Sep 30, 2011 - Oct 30, 2011	1	50.00%
% Change	-100.00%	-100.00%



Oct 31, 2011 - Nov 30, 2011	2	2.30%
Sep 30, 2011 - Oct 30, 2011	0	0.00%
% Change	100.00%	100.00%



**50 people visited this site**

 **87 Visits**

Previous: 66 (31.82%)

 **50 Absolute Unique Visitors**


Previous: 55 (-9.09%)

 **232 Pageviews**

Previous: 113 (105.31%)

 **2.67 Average Pageviews**

Previous: 1.71 (55.75%)

 **00:03:25 Time on Site**

Previous: 00:00:35 (486.06%)

 **66.67% Bounce Rate**

Previous: 74.24% (-10.20%)

 **43.68% New Visits**

Previous: 68.18% (-35.94%)

**Technical Profile**

Browser	Visits	% visits
<b>Firefox</b>		
Oct 31, 2011 - Nov 30, 2011	33	37.93%
Sep 30, 2011 - Oct 30, 2011	27	40.91%
% Change	22.22%	-7.28%
<b>Opera</b>		
Oct 31, 2011 - Nov 30, 2011	29	33.33%
Sep 30, 2011 - Oct 30, 2011	12	18.18%
% Change	141.67%	83.33%

Chrome		
Oct 31, 2011 - Nov 30, 2011	12	13.79%
Sep 30, 2011 - Oct 30, 2011	15	22.73%
% Change	-20.00%	-39.31%
Internet Explorer		
Oct 31, 2011 - Nov 30, 2011	10	11.49%
Sep 30, 2011 - Oct 30, 2011	6	9.09%
% Change	66.67%	26.44%
Safari		
Oct 31, 2011 - Nov 30, 2011	3	3.45%
Sep 30, 2011 - Oct 30, 2011	6	9.09%
% Change	-50.00%	-62.07%