

Site Usage

5,414 Visits

Previous: 7,258 (-25.41%)

32.91% Bounce Rate

Previous: 30.56% (7.71%)

34,941 Pageviews

Previous: 44,214 (-20.97%)

00:10:23 Avg. Time on Site

Previous: 00:09:44 (6.64%)

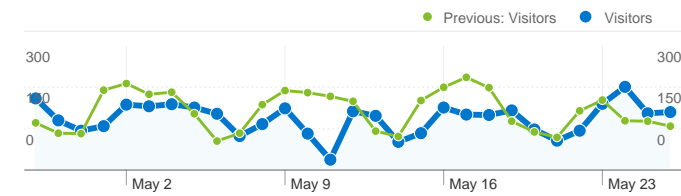
6.45 Pages/Visit

Previous: 6.09 (5.94%)

39.69% % New Visits

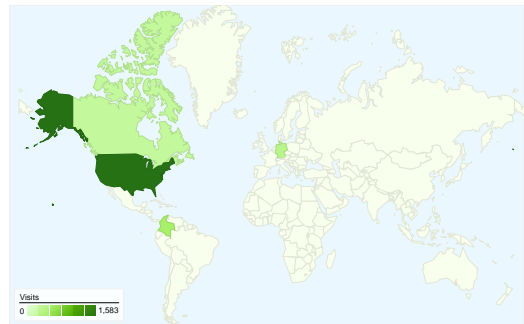
Previous: 40.62% (-2.27%)

Visitors Overview

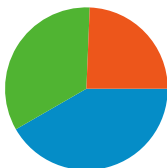


Visitors
2,507

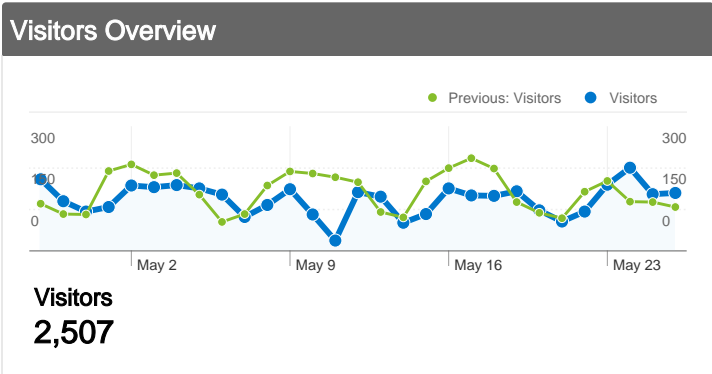
Map Overlay



Traffic Sources Overview



- **Search Engines**
2,257.00 (41.69%)
- **Referring Sites**
1,839.00 (33.97%)
- **Direct Traffic**
1,318.00 (24.34%)

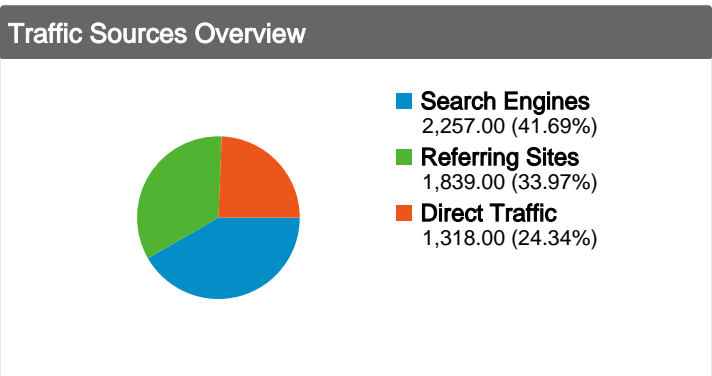


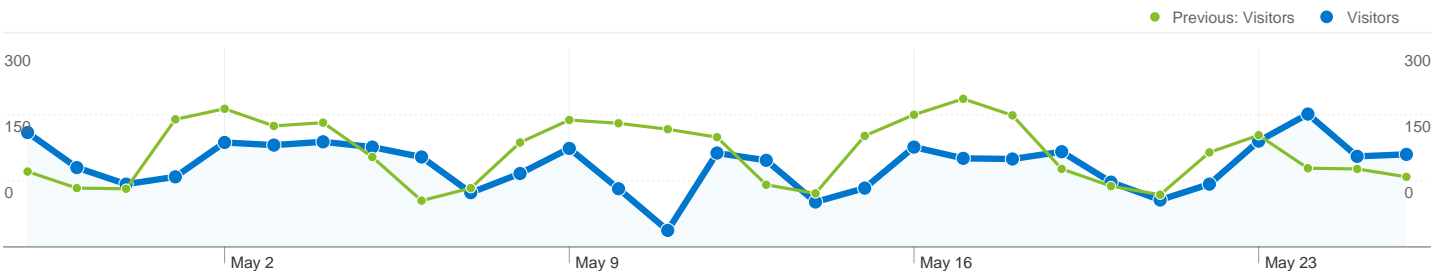
Content Overview

Pages	Pageviews	% Pageviews
/neos/		
Apr 28, 2011 - May 26, 2011	7,122	20.38%
Mar 25, 2011 - Apr 27, 2011	9,084	20.55%
% Change	-21.60%	-0.79%
/neos/solvers/index.html		
Apr 28, 2011 - May 26, 2011	7,050	20.18%
Mar 25, 2011 - Apr 27, 2011	9,210	20.83%
% Change	-23.45%	-3.14%
/neos/solvers/milp:MINTO/AMPL.html		
Apr 28, 2011 - May 26, 2011	1,817	5.20%
Mar 25, 2011 - Apr 27, 2011	1,410	3.19%
% Change	28.87%	63.06%
/neos/solvers/nco:CONOPT/GAMS.html		
Apr 28, 2011 - May 26, 2011	1,762	5.04%
Mar 25, 2011 - Apr 27, 2011	2,124	4.80%
% Change	-17.04%	4.97%
/neos/admin.html		
Apr 28, 2011 - May 26, 2011	1,258	3.60%
Mar 25, 2011 - Apr 27, 2011	1,064	2.41%
% Change	18.23%	49.61%

Content Overview

Pages	Pageviews	% Pageviews
/neos/		
Apr 28, 2011 - May 26, 2011	7,122	20.38%
Mar 25, 2011 - Apr 27, 2011	9,084	20.55%
% Change	-21.60%	-0.79%
/neos/solvers/index.html		
Apr 28, 2011 - May 26, 2011	7,050	20.18%
Mar 25, 2011 - Apr 27, 2011	9,210	20.83%
% Change	-23.45%	-3.14%
/neos/solvers/milp:MINTO/AMPL.html		
Apr 28, 2011 - May 26, 2011	1,817	5.20%
Mar 25, 2011 - Apr 27, 2011	1,410	3.19%
% Change	28.87%	63.06%
/neos/solvers/nco:CONOPT/GAMS.html		
Apr 28, 2011 - May 26, 2011	1,762	5.04%
Mar 25, 2011 - Apr 27, 2011	2,124	4.80%
% Change	-17.04%	4.97%
/neos/admin.html		
Apr 28, 2011 - May 26, 2011	1,258	3.60%
Mar 25, 2011 - Apr 27, 2011	1,064	2.41%
% Change	18.23%	49.61%





2,507 people visited this site

 **5,414 Visits**

Previous: 7,258 (-25.41%)

 **2,507 Absolute Unique Visitors**


Previous: 3,274 (-23.43%)

 **34,941 Pageviews**

Previous: 44,214 (-20.97%)

 **6.45 Average Pageviews**

Previous: 6.09 (5.94%)

 **00:10:23 Time on Site**

Previous: 00:09:44 (6.64%)

 **32.91% Bounce Rate**

Previous: 30.56% (7.71%)

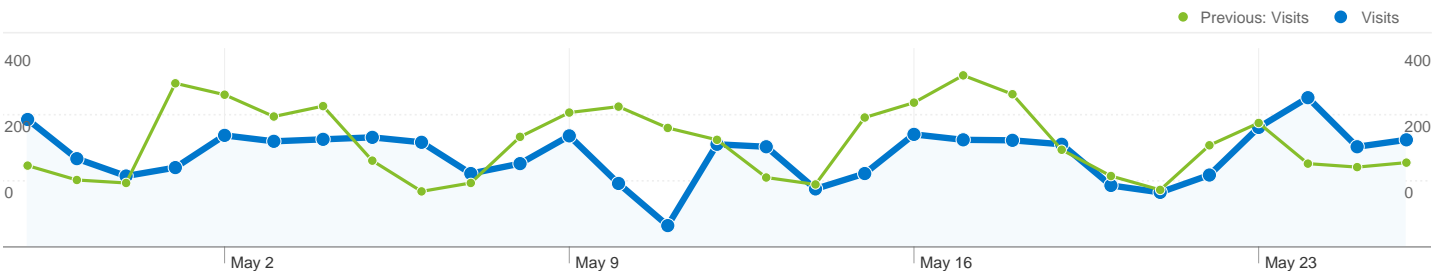
 **39.69% New Visits**

Previous: 40.62% (-2.27%)

Technical Profile

Browser	Visits	% visits	Connection Speed	Visits	% visits
Firefox			Unknown		
Apr 28, 2011 - May 26, 2011	2,131	39.36%	Apr 28, 2011 - May 26, 2011	5,414	100.00%
Mar 25, 2011 - Apr 27, 2011	2,885	39.75%	Mar 25, 2011 - Apr 27, 2011	7,258	100.00%
% Change	-26.14%	-0.98%	% Change	-25.41%	0.00%
Chrome					
Apr 28, 2011 - May 26, 2011	1,470	27.15%			
Mar 25, 2011 - Apr 27, 2011	1,666	22.95%			
% Change	-11.76%	18.29%			

Internet Explorer		
Apr 28, 2011 - May 26, 2011	1,356	25.05%
Mar 25, 2011 - Apr 27, 2011	1,967	27.10%
% Change	-31.06%	-7.58%
Safari		
Apr 28, 2011 - May 26, 2011	301	5.56%
Mar 25, 2011 - Apr 27, 2011	474	6.53%
% Change	-36.50%	-14.87%
Opera		
Apr 28, 2011 - May 26, 2011	103	1.90%
Mar 25, 2011 - Apr 27, 2011	208	2.87%
% Change	-50.48%	-33.61%



All traffic sources sent a total of 5,414 visits

24.34% Direct Traffic

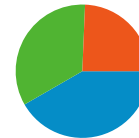
Previous: 24.88% (-2.16%)

33.97% Referring Sites

Previous: 34.14% (-0.51%)

41.69% Search Engines

Previous: 40.98% (1.74%)



- **Search Engines**
2,257.00 (41.69%)
- **Referring Sites**
1,839.00 (33.97%)
- **Direct Traffic**
1,318.00 (24.34%)

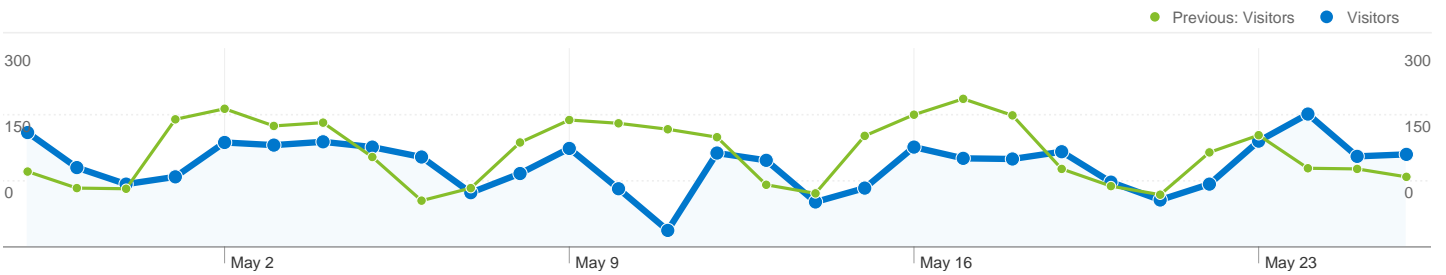
Top Traffic Sources

Sources	Visits	% visits
google (organic)		
Apr 28, 2011 - May 26, 2011	2,177	40.21%
Mar 25, 2011 - Apr 27, 2011	2,897	39.91%
% Change	-24.85%	0.74%
(direct) ((none))		
Apr 28, 2011 - May 26, 2011	1,318	24.34%
Mar 25, 2011 - Apr 27, 2011	1,806	24.88%
% Change	-27.02%	-2.16%
www-neos.mcs.anl.gov (referral)		
Apr 28, 2011 - May 26, 2011	555	10.25%
Mar 25, 2011 - Apr 27, 2011	708	9.75%
% Change	-21.61%	5.09%
neos-guide.org (referral)		
Apr 28, 2011 - May 26, 2011	350	6.46%
Mar 25, 2011 - Apr 27, 2011	469	6.46%
% Change	-25.37%	0.04%
neos.mcs.anl.gov (referral)		

Keywords	Visits	% visits
neos		
Apr 28, 2011 - May 26, 2011	774	34.29%
Mar 25, 2011 - Apr 27, 2011	1,050	35.31%
% Change	-26.29%	-2.87%
neos server		
Apr 28, 2011 - May 26, 2011	710	31.46%
Mar 25, 2011 - Apr 27, 2011	1,009	33.93%
% Change	-29.63%	-7.28%
neos optimization		
Apr 28, 2011 - May 26, 2011	116	5.14%
Mar 25, 2011 - Apr 27, 2011	141	4.74%
% Change	-17.73%	8.40%
neos server for optimization		
Apr 28, 2011 - May 26, 2011	112	4.96%
Mar 25, 2011 - Apr 27, 2011	119	4.00%
% Change	-5.88%	24.02%
neos solver		

Apr 28, 2011 - May 26, 2011	244	4.51%
Mar 25, 2011 - Apr 27, 2011	391	5.39%
% Change	-37.60%	-16.34%

Apr 28, 2011 - May 26, 2011	89	3.94%
Mar 25, 2011 - Apr 27, 2011	158	5.31%
% Change	-43.67%	-25.78%



2,507 people visited this site

 **5,414 Visits**

Previous: 7,258 (-25.41%)

 **2,507 Absolute Unique Visitors**


Previous: 3,274 (-23.43%)

 **34,941 Pageviews**


Previous: 44,214 (-20.97%)

 **6.45 Average Pageviews**


Previous: 6.09 (5.94%)

 **00:10:23 Time on Site**

Previous: 00:09:44 (6.64%)

 **32.91% Bounce Rate**

Previous: 30.56% (7.71%)

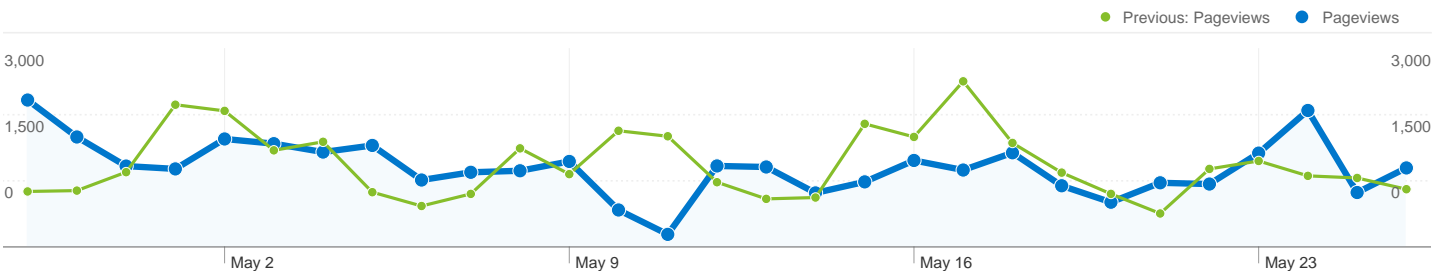
 **39.69% New Visits**

Previous: 40.62% (-2.27%)


Technical Profile


Browser	Visits	% visits	Connection Speed	Visits	% visits
Firefox			Unknown		
Apr 28, 2011 - May 26, 2011	2,131	39.36%	Apr 28, 2011 - May 26, 2011	5,414	100.00%
Mar 25, 2011 - Apr 27, 2011	2,885	39.75%	Mar 25, 2011 - Apr 27, 2011	7,258	100.00%
% Change	-26.14%	-0.98%	% Change	-25.41%	0.00%
Chrome					
Apr 28, 2011 - May 26, 2011	1,470	27.15%			
Mar 25, 2011 - Apr 27, 2011	1,666	22.95%			
% Change	-11.76%	18.29%			


Internet Explorer		
Apr 28, 2011 - May 26, 2011	1,356	25.05%
Mar 25, 2011 - Apr 27, 2011	1,967	27.10%
% Change	-31.06%	-7.58%
Safari		
Apr 28, 2011 - May 26, 2011	301	5.56%
Mar 25, 2011 - Apr 27, 2011	474	6.53%
% Change	-36.50%	-14.87%
Opera		
Apr 28, 2011 - May 26, 2011	103	1.90%
Mar 25, 2011 - Apr 27, 2011	208	2.87%
% Change	-50.48%	-33.61%



Pages on this site were viewed a total of 34,941 times

 **34,941 Pageviews**
Previous: 44,214 (-20.97%)

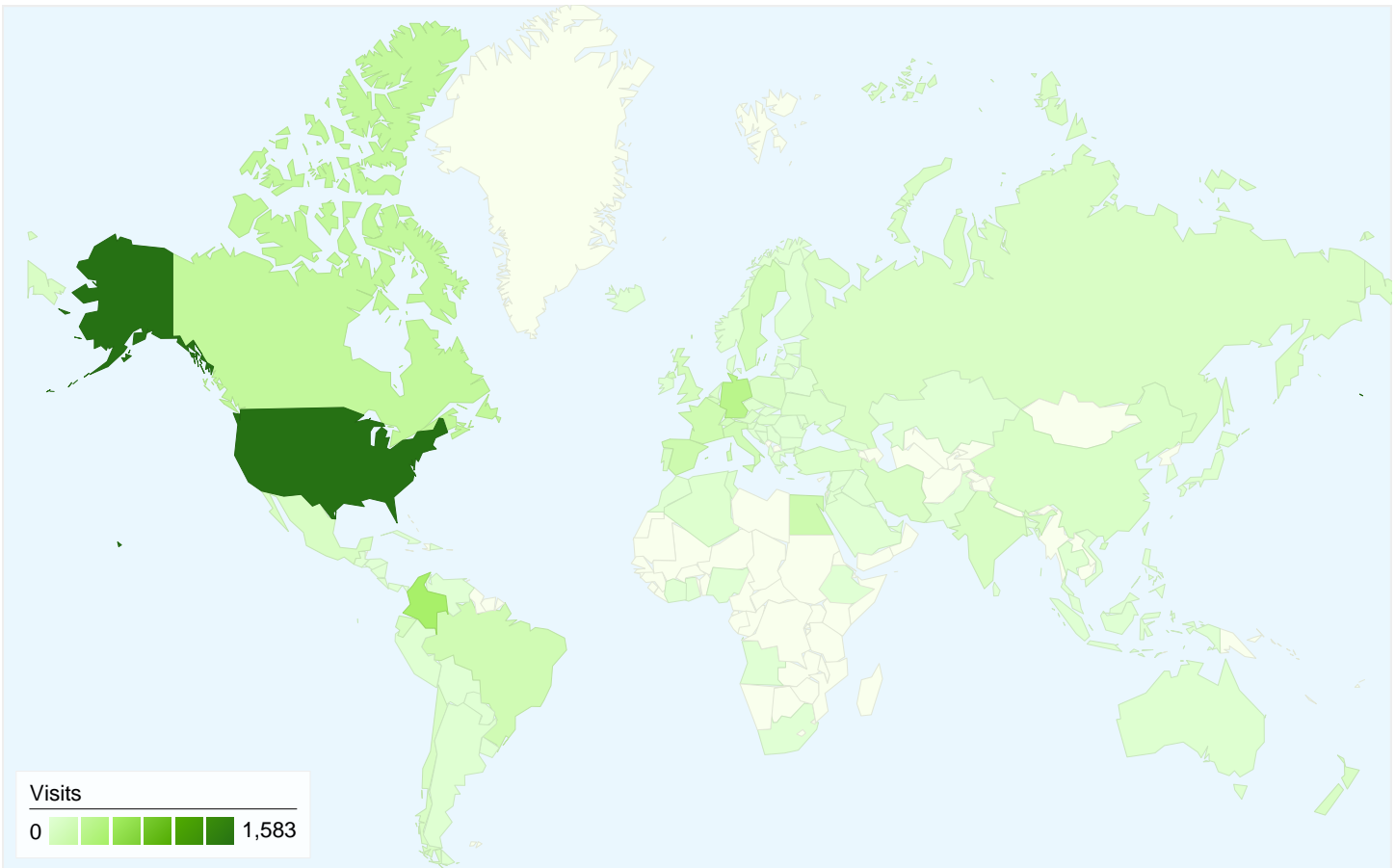
 **13,797 Unique Views**
Previous: 18,867 (-26.87%)

 **32.91% Bounce Rate**
Previous: 30.56% (7.71%)

Top Content

Pages	Pageviews	% Pageviews
/neos/		
Apr 28, 2011 - May 26, 2011	7,122	20.38%
Mar 25, 2011 - Apr 27, 2011	9,084	20.55%
% Change	-21.60%	-0.79%
/neos/solvers/index.html		
Apr 28, 2011 - May 26, 2011	7,050	20.18%
Mar 25, 2011 - Apr 27, 2011	9,210	20.83%
% Change	-23.45%	-3.14%
/neos/solvers/milp:MINTO/AMPL.html		
Apr 28, 2011 - May 26, 2011	1,817	5.20%
Mar 25, 2011 - Apr 27, 2011	1,410	3.19%
% Change	28.87%	63.06%
/neos/solvers/nco:CONOPT/GAMS.html		
Apr 28, 2011 - May 26, 2011	1,762	5.04%
Mar 25, 2011 - Apr 27, 2011	2,124	4.80%
% Change	-17.04%	4.97%
/neos/admin.html		

Apr 28, 2011 - May 26, 2011	1,258	3.60%
Mar 25, 2011 - Apr 27, 2011	1,064	2.41%
% Change	18.23%	49.61%

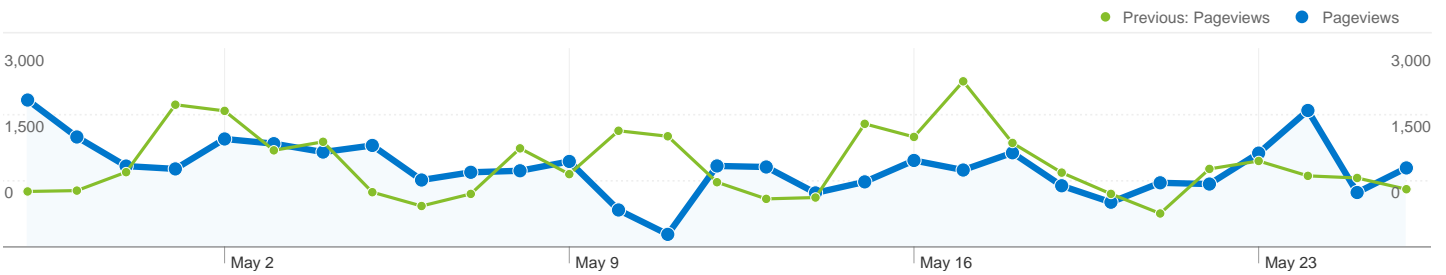


5,414 visits came from 102 countries/territories


Site Usage


Visits	Pages/Visit	Avg. Time on Site	% New Visits	Bounce Rate	
5,414 Previous: 7,258 (-25.41%)	6.45 Previous: 6.09 (5.94%)	00:10:23 Previous: 00:09:44 (6.64%)	39.79% Previous: 40.73% (-2.31%)	32.91% Previous: 30.56% (7.71%)	
Country/Territory	Visits	Pages/Visit	Avg. Time on Site	% New Visits	Bounce Rate
United States					
April 28, 2011 - May 26, 2011	1,583	7.74	00:11:10	37.27%	30.01%
March 25, 2011 - April 27, 2011	2,581	7.32	00:11:29	37.27%	25.84%
% Change	-38.67%	5.70%	-2.73%	-0.00%	16.11%
Colombia					
April 28, 2011 - May 26, 2011	503	7.46	00:17:30	34.79%	21.07%
March 25, 2011 - April 27, 2011	457	7.54	00:14:07	47.92%	17.07%
% Change	10.07%	-1.02%	23.96%	-27.40%	23.47%
Germany					
April 28, 2011 - May 26, 2011	342	3.70	00:04:40	44.74%	42.98%

March 25, 2011 - April 27, 2011	452	3.55	00:04:12	46.46%	42.48%
% Change	-24.34%	4.31%	11.11%	-3.71%	1.19%
Canada					
April 28, 2011 - May 26, 2011	263	5.75	00:08:54	27.76%	31.94%
March 25, 2011 - April 27, 2011	325	7.10	00:12:28	31.08%	19.69%
% Change	-19.08%	-18.92%	-28.65%	-10.68%	62.19%
Hong Kong					
April 28, 2011 - May 26, 2011	179	10.87	00:17:28	12.85%	36.87%
March 25, 2011 - April 27, 2011	89	5.82	00:14:56	21.35%	38.20%
% Change	101.12%	86.69%	16.99%	-39.81%	-3.48%
Egypt					
April 28, 2011 - May 26, 2011	175	10.67	00:16:40	6.86%	43.43%
March 25, 2011 - April 27, 2011	163	16.08	00:24:00	7.98%	17.18%
% Change	7.36%	-33.65%	-30.58%	-14.02%	152.82%
Spain					
April 28, 2011 - May 26, 2011	174	4.34	00:06:05	58.62%	37.93%
March 25, 2011 - April 27, 2011	397	4.98	00:07:22	46.60%	35.01%
% Change	-56.17%	-12.87%	-17.45%	25.80%	8.34%
France					
April 28, 2011 - May 26, 2011	159	2.67	00:03:30	30.19%	61.01%
March 25, 2011 - April 27, 2011	201	3.93	00:07:44	38.31%	45.77%
% Change	-20.90%	-32.15%	-54.71%	-21.20%	33.29%
Brazil					
April 28, 2011 - May 26, 2011	151	5.35	00:11:30	43.71%	23.84%
March 25, 2011 - April 27, 2011	174	4.30	00:08:10	52.30%	25.86%
% Change	-13.22%	24.31%	40.77%	-16.43%	-7.81%
Italy					
April 28, 2011 - May 26, 2011	135	4.16	00:03:47	62.96%	31.11%
March 25, 2011 - April 27, 2011	168	4.49	00:05:50	61.90%	20.83%
% Change	-19.64%	-7.24%	-35.03%	1.71%	49.33%
1 - 10 of 102					



Pages on this site were viewed a total of 34,941 times

 **34,941 Pageviews**
Previous: 44,214 (-20.97%)

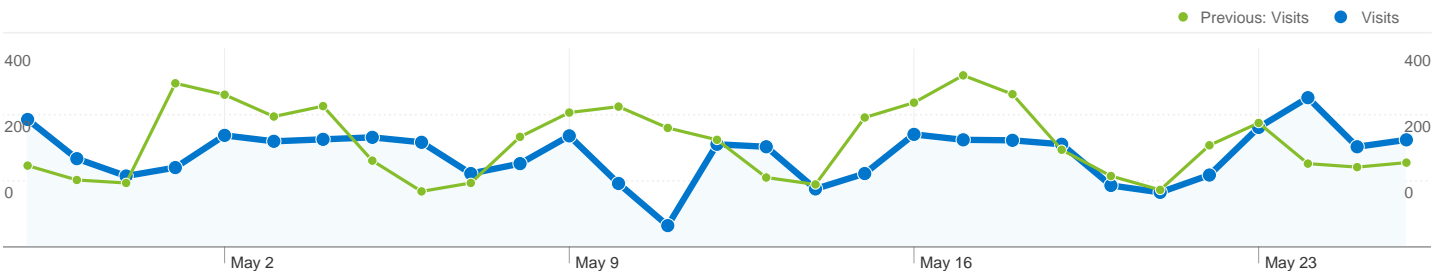
 **13,797 Unique Views**
Previous: 18,867 (-26.87%)

 **32.91% Bounce Rate**
Previous: 30.56% (7.71%)

Top Content

Pages	Pageviews	% Pageviews
/neos/		
Apr 28, 2011 - May 26, 2011	7,122	20.38%
Mar 25, 2011 - Apr 27, 2011	9,084	20.55%
% Change	-21.60%	-0.79%
/neos/solvers/index.html		
Apr 28, 2011 - May 26, 2011	7,050	20.18%
Mar 25, 2011 - Apr 27, 2011	9,210	20.83%
% Change	-23.45%	-3.14%
/neos/solvers/milp:MINTO/AMPL.html		
Apr 28, 2011 - May 26, 2011	1,817	5.20%
Mar 25, 2011 - Apr 27, 2011	1,410	3.19%
% Change	28.87%	63.06%
/neos/solvers/nco:CONOPT/GAMS.html		
Apr 28, 2011 - May 26, 2011	1,762	5.04%
Mar 25, 2011 - Apr 27, 2011	2,124	4.80%
% Change	-17.04%	4.97%
/neos/admin.html		

Apr 28, 2011 - May 26, 2011	1,258	3.60%
Mar 25, 2011 - Apr 27, 2011	1,064	2.41%
% Change	18.23%	49.61%



All traffic sources sent a total of 5,414 visits

24.34% Direct Traffic

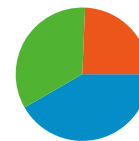
Previous: 24.88% (-2.16%)

33.97% Referring Sites

Previous: 34.14% (-0.51%)

41.69% Search Engines

Previous: 40.98% (1.74%)



- **Search Engines**
2,257.00 (41.69%)
- **Referring Sites**
1,839.00 (33.97%)
- **Direct Traffic**
1,318.00 (24.34%)

Top Traffic Sources

Sources	Visits	% visits	Keywords	Visits	% visits
google (organic)			neos		
Apr 28, 2011 - May 26, 2011	2,177	40.21%	Apr 28, 2011 - May 26, 2011	774	34.29%
Mar 25, 2011 - Apr 27, 2011	2,897	39.91%	Mar 25, 2011 - Apr 27, 2011	1,050	35.31%
% Change	-24.85%	0.74%	% Change	-26.29%	-2.87%
(direct) ((none))			neos server		
Apr 28, 2011 - May 26, 2011	1,318	24.34%	Apr 28, 2011 - May 26, 2011	710	31.46%
Mar 25, 2011 - Apr 27, 2011	1,806	24.88%	Mar 25, 2011 - Apr 27, 2011	1,009	33.93%
% Change	-27.02%	-2.16%	% Change	-29.63%	-7.28%
www-neos.mcs.anl.gov (referral)			neos optimization		
Apr 28, 2011 - May 26, 2011	555	10.25%	Apr 28, 2011 - May 26, 2011	116	5.14%
Mar 25, 2011 - Apr 27, 2011	708	9.75%	Mar 25, 2011 - Apr 27, 2011	141	4.74%
% Change	-21.61%	5.09%	% Change	-17.73%	8.40%
neos-guide.org (referral)			neos server for optimization		
Apr 28, 2011 - May 26, 2011	350	6.46%	Apr 28, 2011 - May 26, 2011	112	4.96%
Mar 25, 2011 - Apr 27, 2011	469	6.46%	Mar 25, 2011 - Apr 27, 2011	119	4.00%
% Change	-25.37%	0.04%	% Change	-5.88%	24.02%
neos.mcs.anl.gov (referral)			neos solver		

Apr 28, 2011 - May 26, 2011	244	4.51%
Mar 25, 2011 - Apr 27, 2011	391	5.39%
% Change	-37.60%	-16.34%

Apr 28, 2011 - May 26, 2011	89	3.94%
Mar 25, 2011 - Apr 27, 2011	158	5.31%
% Change	-43.67%	-25.78%