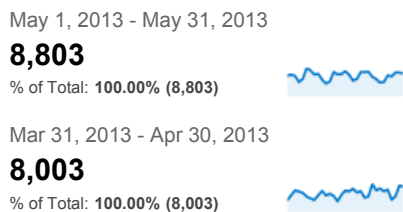


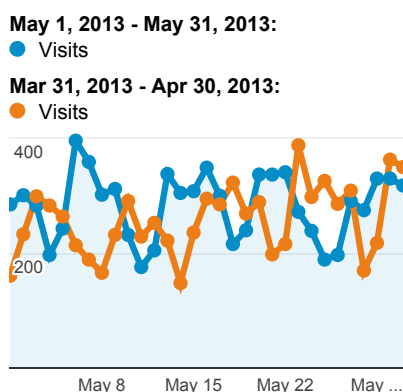
## My Dashboard

May 1, 2013 - May 31, 2013  
Compare to: Mar 31, 2013 - Apr 30, 2013

### Visits



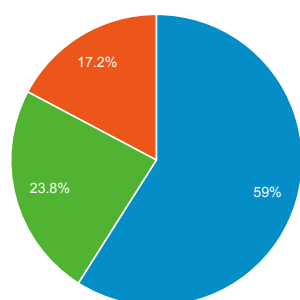
### Visits and Visits



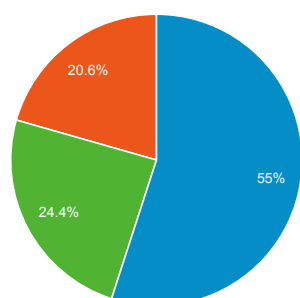
### Visits by Traffic Type

■ organic ■ direct ■ referral

May 1, 2013 - May 31, 2013



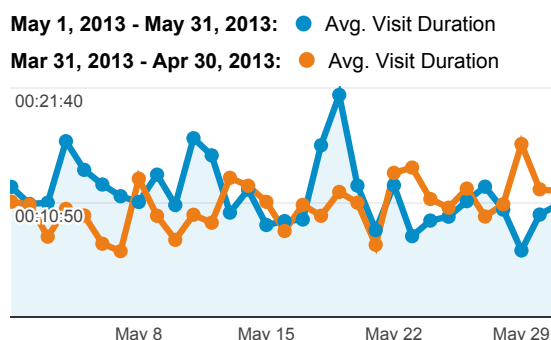
Mar 31, 2013 - Apr 30, 2013



### Visits and Pageviews by Mobile

Mobile (Including Tablets) Visits Pageviews

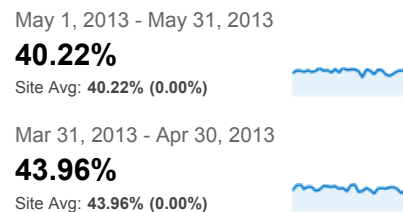
### Avg. Visit Duration




### Visits and Avg. Visit Duration by Country / Territory

Country / Territory	Visits	Avg. Visit Duration
United States		
May 1, 2013 - May 31, 2013	2,221	00:10:26
Mar 31, 2013 - Apr 30, 2013	2,586	00:11:55
<b>% Change</b>	<b>-14.11%</b>	<b>-12.43%</b>
Colombia		
May 1, 2013 - May 31, 2013	1,208	00:18:39
Mar 31, 2013 - Apr 30, 2013	673	00:16:48
<b>% Change</b>	<b>79.49%</b>	<b>11.00%</b>
Germany		
May 1, 2013 - May 31, 2013	697	00:10:07
Mar 31, 2013 - Apr 30, 2013	485	00:06:43
<b>% Change</b>	<b>43.71%</b>	<b>50.46%</b>
Spain		
May 1, 2013 - May 31, 2013	502	00:08:57
Mar 31, 2013 - Apr 30, 2013	407	00:06:15
<b>% Change</b>	<b>23.34%</b>	<b>43.33%</b>
Canada		
May 1, 2013 - May 31, 2013	365	00:19:30
Mar 31, 2013 - Apr 30, 2013	316	00:08:41
<b>% Change</b>	<b>15.51%</b>	<b>124.49%</b>

### % New Visits



### Unique Visitors



### Pageviews



### Pages / Visit



### Avg. Time on Page



No		
May 1, 2013 - May 31, 2013	8,577	53,647
Mar 31, 2013 - Apr 30, 2013	7,852	45,210
<b>% Change</b>	<b>9.23%</b>	<b>18.66%</b>

Yes		
May 1, 2013 - May 31, 2013	226	428
Mar 31, 2013 - Apr 30, 2013	151	273
<b>% Change</b>	<b>49.67%</b>	<b>56.78%</b>

Italy		
May 1, 2013 - May 31, 2013	279	00:07:42
Mar 31, 2013 - Apr 30, 2013	247	00:08:56
<b>% Change</b>	<b>12.96%</b>	<b>-13.76%</b>
India		
May 1, 2013 - May 31, 2013	271	00:06:58
Mar 31, 2013 - Apr 30, 2013	186	00:05:45
<b>% Change</b>	<b>45.70%</b>	<b>21.05%</b>
Portugal		
May 1, 2013 - May 31, 2013	244	00:09:34
Mar 31, 2013 - Apr 30, 2013	129	00:04:11
<b>% Change</b>	<b>89.15%</b>	<b>129.16%</b>
Turkey		
May 1, 2013 - May 31, 2013	226	00:06:04
Mar 31, 2013 - Apr 30, 2013	94	00:09:54
<b>% Change</b>	<b>140.43%</b>	<b>-38.70%</b>
Brazil		
May 1, 2013 - May 31, 2013	206	00:14:21
Mar 31, 2013 - Apr 30, 2013	197	00:13:19
<b>% Change</b>	<b>4.57%</b>	<b>7.83%</b>