

Site Usage

 **6,896 Visits**


Previous: 7,332 (-5.95%)

 **39.12% Bounce Rate**


Previous: 43.19% (-9.42%)

 **33,263 Pageviews**

Previous: 32,767 (1.51%)

 **00:08:25 Avg. Time on Site**

Previous: 00:08:22 (0.65%)

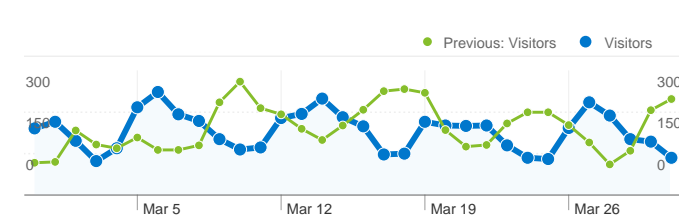
 **4.82 Pages/Visit**

Previous: 4.47 (7.93%)

 **45.40% % New Visits**

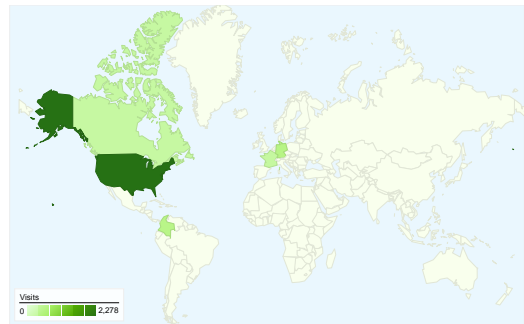
Previous: 48.27% (-5.94%)

Visitors Overview

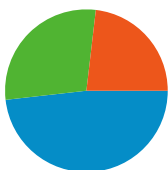


Visitors
3,530

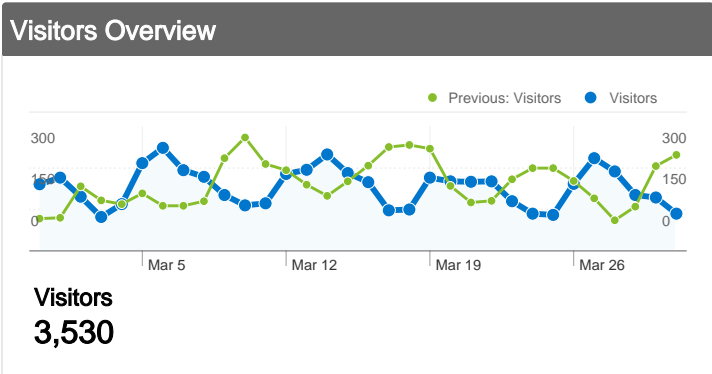
Map Overlay



Traffic Sources Overview



- **Search Engines**
3,325.00 (48.22%)
- **Referring Sites**
1,975.00 (28.64%)
- **Direct Traffic**
1,596.00 (23.14%)

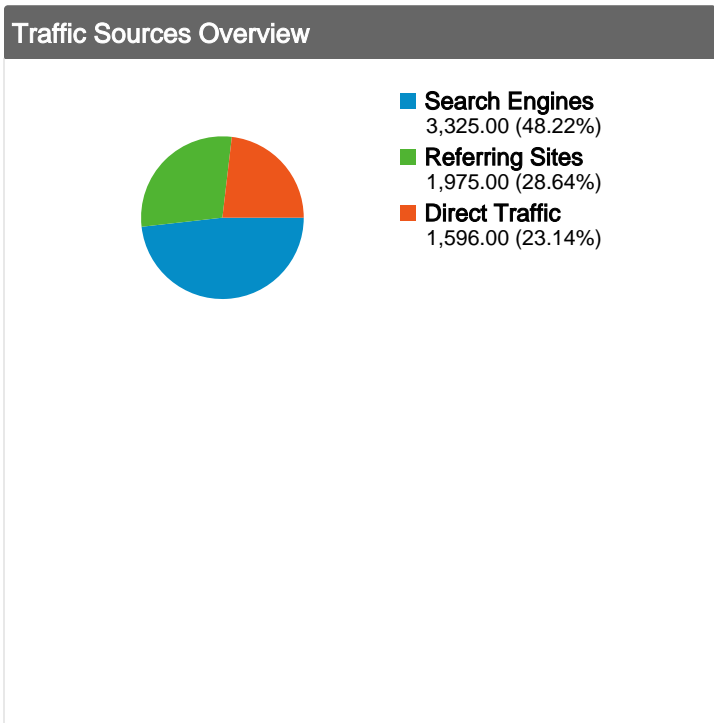


Content Overview

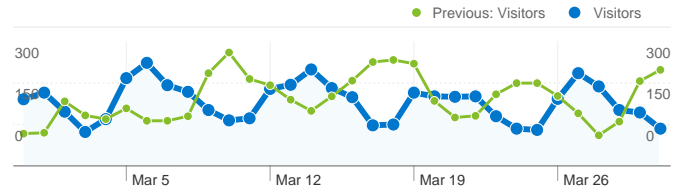
Pages	Pageviews	% Pageviews
/neos/solvers/index.html		
Feb 29, 2012 - Mar 31, 2012	6,573	19.76%
Jan 28, 2012 - Feb 28, 2012	6,496	19.82%
% Change	1.19%	-0.32%
/neos/		
Feb 29, 2012 - Mar 31, 2012	6,008	18.06%
Jan 28, 2012 - Feb 28, 2012	6,295	19.21%
% Change	-4.56%	-5.98%
/neos/admin.html		
Feb 29, 2012 - Mar 31, 2012	2,002	6.02%
Jan 28, 2012 - Feb 28, 2012	3,004	9.17%
% Change	-33.36%	-34.35%
/neos/solvers/minco:Bonmin/AMPL.html		
Feb 29, 2012 - Mar 31, 2012	1,908	5.74%
Jan 28, 2012 - Feb 28, 2012	657	2.01%
% Change	190.41%	186.08%
/neos/solvers/milp:MINTO/AMPL.html		
Feb 29, 2012 - Mar 31, 2012	1,331	4.00%
Jan 28, 2012 - Feb 28, 2012	507	1.55%
% Change	162.52%	158.61%

Content Overview

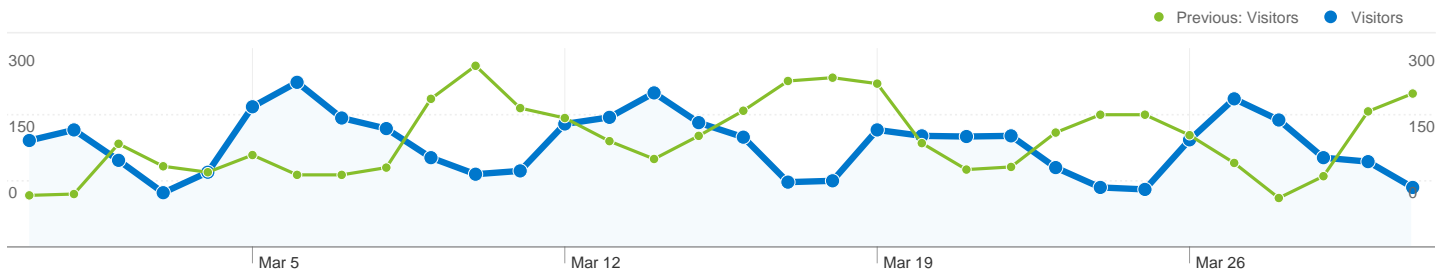
Pages	Pageviews	% Pageviews
/neos/solvers/index.html		
Feb 29, 2012 - Mar 31, 2012	6,573	19.76%
Jan 28, 2012 - Feb 28, 2012	6,496	19.82%
% Change	1.19%	-0.32%
/neos/		
Feb 29, 2012 - Mar 31, 2012	6,008	18.06%
Jan 28, 2012 - Feb 28, 2012	6,295	19.21%
% Change	-4.56%	-5.98%
/neos/admin.html		
Feb 29, 2012 - Mar 31, 2012	2,002	6.02%
Jan 28, 2012 - Feb 28, 2012	3,004	9.17%
% Change	-33.36%	-34.35%
/neos/solvers/minco:Bonmin/AMPL.html		
Feb 29, 2012 - Mar 31, 2012	1,908	5.74%
Jan 28, 2012 - Feb 28, 2012	657	2.01%
% Change	190.41%	186.08%
/neos/solvers/milp:MINTO/AMPL.html		
Feb 29, 2012 - Mar 31, 2012	1,331	4.00%
Jan 28, 2012 - Feb 28, 2012	507	1.55%
% Change	162.52%	158.61%



Visitors Overview



Visitors
3,530



3,530 people visited this site

 **6,896 Visits**

Previous: 7,332 (-5.95%)

 **3,530 Absolute Unique Visitors**

Previous: 3,795 (-6.98%)

 **33,263 Pageviews**

Previous: 32,767 (1.51%)

 **4.82 Average Pageviews**

Previous: 4.47 (7.93%)

 **00:08:25 Time on Site**

Previous: 00:08:22 (0.65%)

 **39.12% Bounce Rate**

Previous: 43.19% (-9.42%)

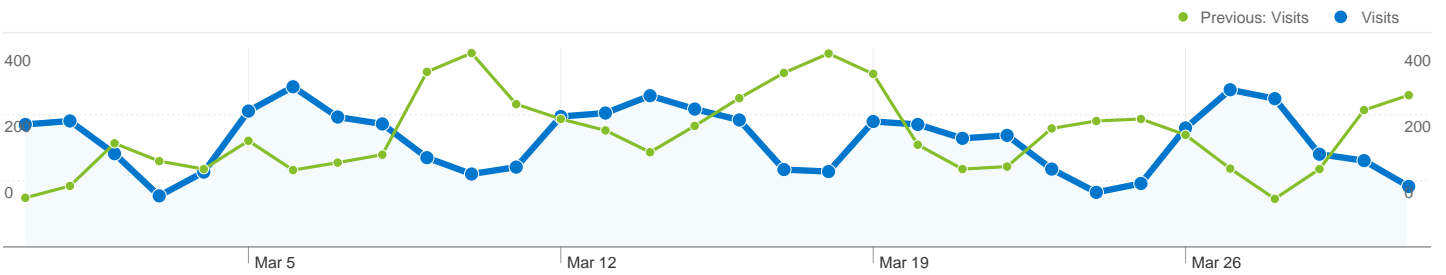
 **45.40% New Visits**

Previous: 48.27% (-5.94%)




Technical Profile

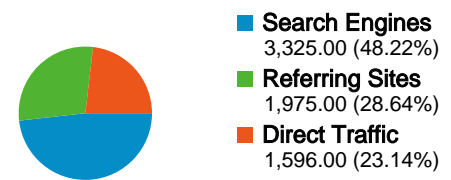
Browser	Visits	% visits
Firefox		
Feb 29, 2012 - Mar 31, 2012	2,437	35.34%
Jan 28, 2012 - Feb 28, 2012	2,380	32.46%
% Change	2.39%	8.87%
Chrome		
Feb 29, 2012 - Mar 31, 2012	2,239	32.47%
Jan 28, 2012 - Feb 28, 2012	2,359	32.17%
% Change	-5.09%	0.91%

Internet Explorer		
Feb 29, 2012 - Mar 31, 2012	1,662	24.10%
Jan 28, 2012 - Feb 28, 2012	1,763	24.05%
% Change	-5.73%	0.23%
Safari		
Feb 29, 2012 - Mar 31, 2012	370	5.37%
Jan 28, 2012 - Feb 28, 2012	467	6.37%
% Change	-20.77%	-15.76%
Opera		
Feb 29, 2012 - Mar 31, 2012	136	1.97%
Jan 28, 2012 - Feb 28, 2012	169	2.30%
% Change	-19.53%	-14.44%



All traffic sources sent a total of 6,896 visits

-  **23.14% Direct Traffic**
Previous: 28.57% (-19.00%)
-  **28.64% Referring Sites**
Previous: 35.19% (-18.61%)
-  **48.22% Search Engines**
Previous: 36.24% (33.05%)

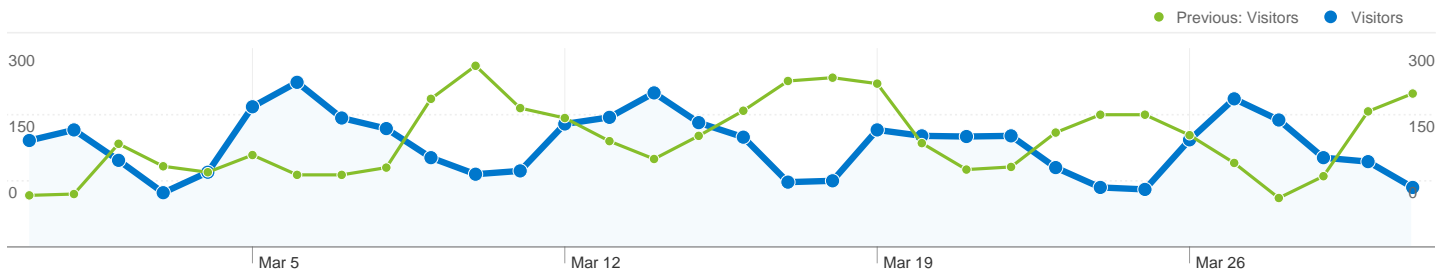


Top Traffic Sources

Sources	Visits	% visits	Keywords	Visits	% visits
google (organic)			(not provided)		
Feb 29, 2012 - Mar 31, 2012	3,204	46.46%	Feb 29, 2012 - Mar 31, 2012	1,134	34.11%
Jan 28, 2012 - Feb 28, 2012	2,558	34.89%	Jan 28, 2012 - Feb 28, 2012	546	20.55%
% Change	25.25%	33.17%	% Change	107.69%	65.97%
(direct) ((none))			neos server		
Feb 29, 2012 - Mar 31, 2012	1,596	23.14%	Feb 29, 2012 - Mar 31, 2012	511	15.37%
Jan 28, 2012 - Feb 28, 2012	2,095	28.57%	Jan 28, 2012 - Feb 28, 2012	473	17.80%
% Change	-23.82%	-19.00%	% Change	8.03%	-13.67%
neos-guide.org (referral)			neos		
Feb 29, 2012 - Mar 31, 2012	303	4.39%	Feb 29, 2012 - Mar 31, 2012	380	11.43%
Jan 28, 2012 - Feb 28, 2012	333	4.54%	Jan 28, 2012 - Feb 28, 2012	303	11.40%
% Change	-9.01%	-3.26%	% Change	25.41%	0.22%
coin-or.org (referral)			neos solver		
Feb 29, 2012 - Mar 31, 2012	253	3.67%	Feb 29, 2012 - Mar 31, 2012	250	7.52%
Jan 28, 2012 - Feb 28, 2012	238	3.25%	Jan 28, 2012 - Feb 28, 2012	365	13.74%
% Change	6.30%	13.02%	% Change	-31.51%	-45.27%
neos.mcs.anl.gov (referral)			nsips		

Feb 29, 2012 - Mar 31, 2012	240	3.48%
Jan 28, 2012 - Feb 28, 2012	833	11.36%
% Change	-71.19%	-69.37%

Feb 29, 2012 - Mar 31, 2012	111	3.34%
Jan 28, 2012 - Feb 28, 2012	257	9.67%
% Change	-56.81%	-65.49%



3,530 people visited this site

 **6,896 Visits**

Previous: 7,332 (-5.95%)

 **3,530 Absolute Unique Visitors**

Previous: 3,795 (-6.98%)

 **33,263 Pageviews**

Previous: 32,767 (1.51%)

 **4.82 Average Pageviews**

Previous: 4.47 (7.93%)

 **00:08:25 Time on Site**

Previous: 00:08:22 (0.65%)

 **39.12% Bounce Rate**

Previous: 43.19% (-9.42%)

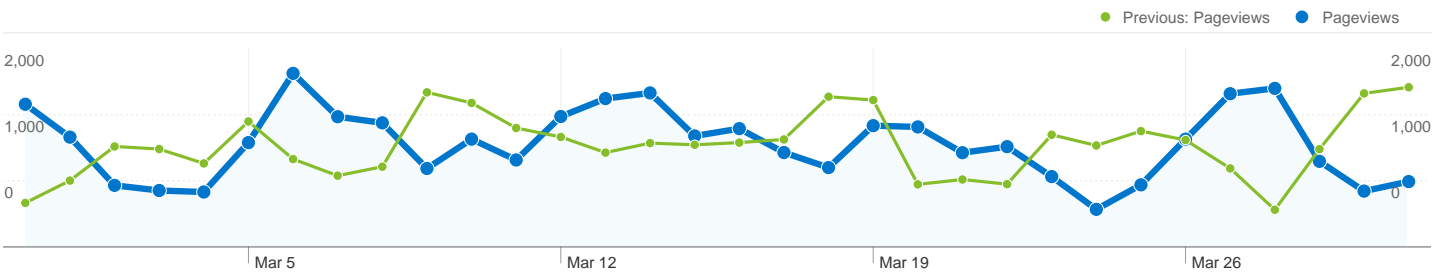
 **45.40% New Visits**

Previous: 48.27% (-5.94%)

Technical Profile

Browser	Visits	% visits
Firefox		
Feb 29, 2012 - Mar 31, 2012	2,437	35.34%
Jan 28, 2012 - Feb 28, 2012	2,380	32.46%
% Change	2.39%	8.87%
Chrome		
Feb 29, 2012 - Mar 31, 2012	2,239	32.47%
Jan 28, 2012 - Feb 28, 2012	2,359	32.17%
% Change	-5.09%	0.91%


Internet Explorer		
Feb 29, 2012 - Mar 31, 2012	1,662	24.10%
Jan 28, 2012 - Feb 28, 2012	1,763	24.05%
% Change	-5.73%	0.23%
Safari		
Feb 29, 2012 - Mar 31, 2012	370	5.37%
Jan 28, 2012 - Feb 28, 2012	467	6.37%
% Change	-20.77%	-15.76%
Opera		
Feb 29, 2012 - Mar 31, 2012	136	1.97%
Jan 28, 2012 - Feb 28, 2012	169	2.30%
% Change	-19.53%	-14.44%



Pages on this site were viewed a total of 33,263 times

 **33,263 Pageviews**

Previous: 32,767 (1.51%)

 **15,218 Unique Views**

Previous: 15,240 (-0.14%)

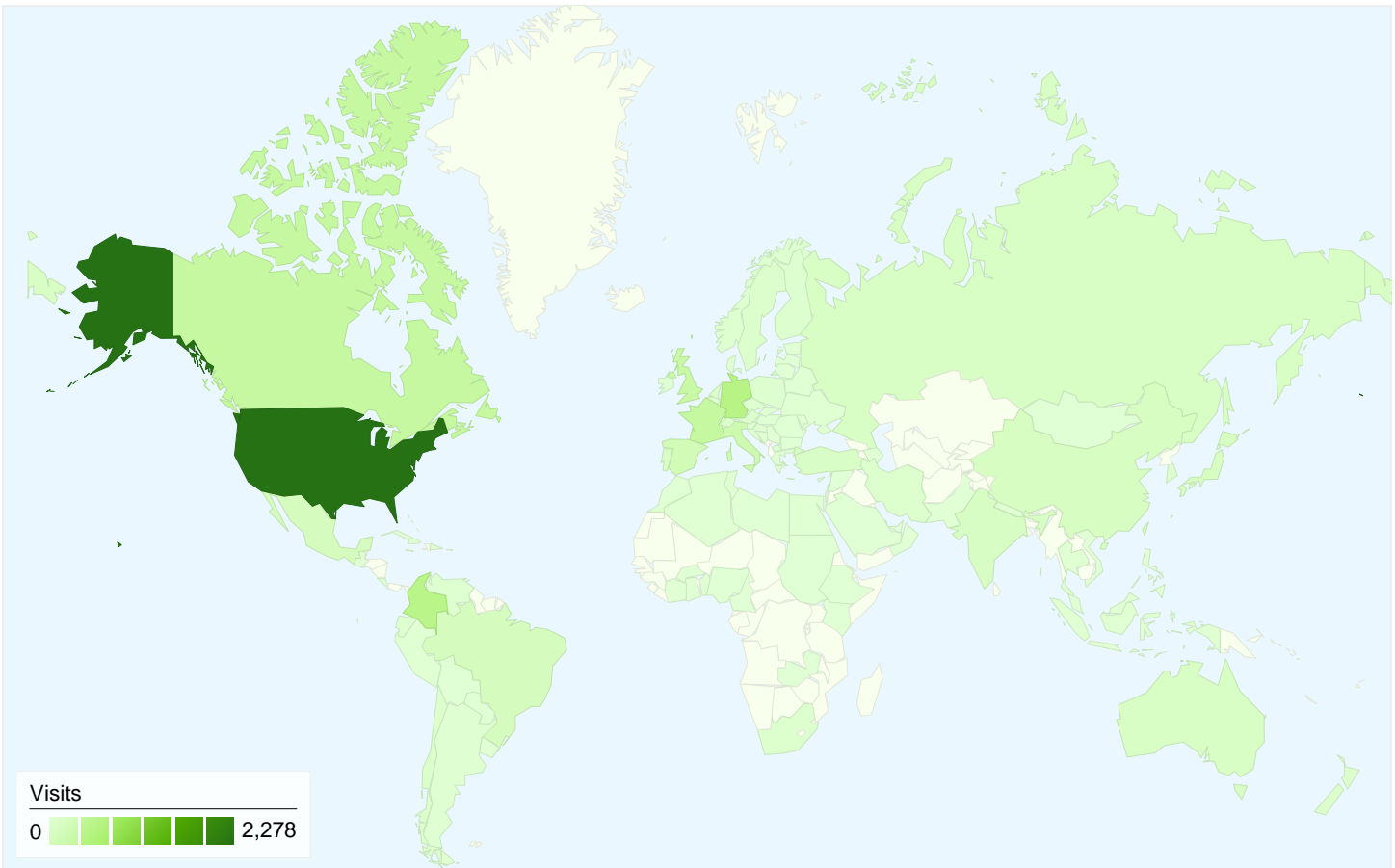
 **39.13% Bounce Rate**

Previous: 43.19% (-9.41%)

Top Content

Pages	Pageviews	% Pageviews
/neos/solvers/index.html		
Feb 29, 2012 - Mar 31, 2012	6,573	19.76%
Jan 28, 2012 - Feb 28, 2012	6,496	19.82%
% Change	1.19%	-0.32%
/neos/		
Feb 29, 2012 - Mar 31, 2012	6,008	18.06%
Jan 28, 2012 - Feb 28, 2012	6,295	19.21%
% Change	-4.56%	-5.98%
/neos/admin.html		
Feb 29, 2012 - Mar 31, 2012	2,002	6.02%
Jan 28, 2012 - Feb 28, 2012	3,004	9.17%
% Change	-33.36%	-34.35%
/neos/solvers/minco:Bonmin/AMPL.html		
Feb 29, 2012 - Mar 31, 2012	1,908	5.74%
Jan 28, 2012 - Feb 28, 2012	657	2.01%
% Change	190.41%	186.08%
/neos/solvers/milp:MINTO/AMPL.html		

Feb 29, 2012 - Mar 31, 2012	1,331	4.00%
Jan 28, 2012 - Feb 28, 2012	507	1.55%
% Change	162.52%	158.61%



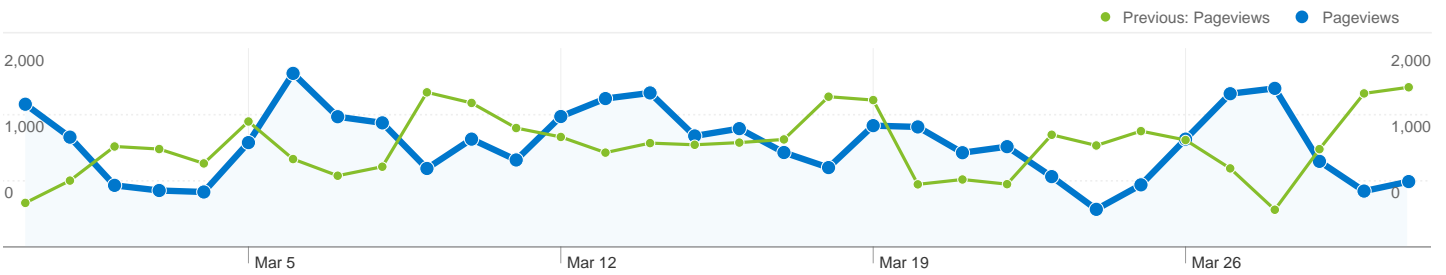
6,896 visits came from 107 countries/territories

Site Usage

Visits	Pages/Visit	Avg. Time on Site	% New Visits	Bounce Rate	
6,896 Previous: 7,332 (-5.95%)	4.82 Previous: 4.47 (7.93%)	00:08:25 Previous: 00:08:22 (0.65%)	45.42% Previous: 48.38% (-6.12%)	39.12% Previous: 43.19% (-9.42%)	
Country/Territory	Visits	Pages/Visit	Avg. Time on Site	% New Visits	Bounce Rate
United States					
February 29, 2012 - March 31, 2012	2,278	5.61	00:09:56	42.63%	38.50%
January 28, 2012 - February 28, 2012	2,447	4.39	00:06:49	53.45%	42.79%
% Change	-6.91%	27.90%	45.73%	-20.26%	-10.02%
Germany					
February 29, 2012 - March 31, 2012	534	3.58	00:06:08	31.65%	47.94%
January 28, 2012 - February 28, 2012	523	3.10	00:05:37	45.32%	60.61%
% Change	2.10%	15.51%	9.19%	-30.16%	-20.91%
Colombia					
February 29, 2012 - March 31, 2012	513	6.37	00:11:31	44.05%	18.71%

January 28, 2012 - February 28, 2012	411	5.05	00:12:20	46.47%	36.98%
% Change	24.82%	26.16%	-6.64%	-5.20%	-49.40%
France					
February 29, 2012 - March 31, 2012	353	4.20	00:09:25	24.93%	45.89%
January 28, 2012 - February 28, 2012	381	3.57	00:06:57	33.86%	39.11%
% Change	-7.35%	17.77%	35.39%	-26.37%	17.35%
Canada					
February 29, 2012 - March 31, 2012	341	5.26	00:08:18	52.20%	32.26%
January 28, 2012 - February 28, 2012	363	8.09	00:14:53	38.29%	27.27%
% Change	-6.06%	-35.03%	-44.22%	36.32%	18.28%
United Kingdom					
February 29, 2012 - March 31, 2012	305	4.21	00:09:34	34.75%	40.00%
January 28, 2012 - February 28, 2012	213	4.90	00:08:10	41.31%	42.25%
% Change	43.19%	-14.18%	17.05%	-15.88%	-5.33%
Italy					
February 29, 2012 - March 31, 2012	248	4.81	00:07:22	40.32%	37.50%
January 28, 2012 - February 28, 2012	439	6.20	00:14:32	31.44%	26.88%
% Change	-43.51%	-22.51%	-49.36%	28.27%	39.51%
Spain					
February 29, 2012 - March 31, 2012	202	3.50	00:05:18	65.35%	33.17%
January 28, 2012 - February 28, 2012	189	4.08	00:05:52	56.08%	46.03%
% Change	6.88%	-14.20%	-9.78%	16.51%	-27.94%
Brazil					
February 29, 2012 - March 31, 2012	153	4.05	00:06:49	61.44%	32.68%
January 28, 2012 - February 28, 2012	94	2.43	00:02:53	85.11%	52.13%
% Change	62.77%	67.07%	136.25%	-27.81%	-37.31%
Mexico					
February 29, 2012 - March 31, 2012	148	4.04	00:05:08	57.43%	29.73%
January 28, 2012 - February 28, 2012	91	3.10	00:05:38	51.65%	32.97%
% Change	62.64%	30.39%	-8.90%	11.20%	-9.82%

1 - 10 of 107



Pages on this site were viewed a total of 33,263 times

33,263 Pageviews
Previous: 32,767 (1.51%)

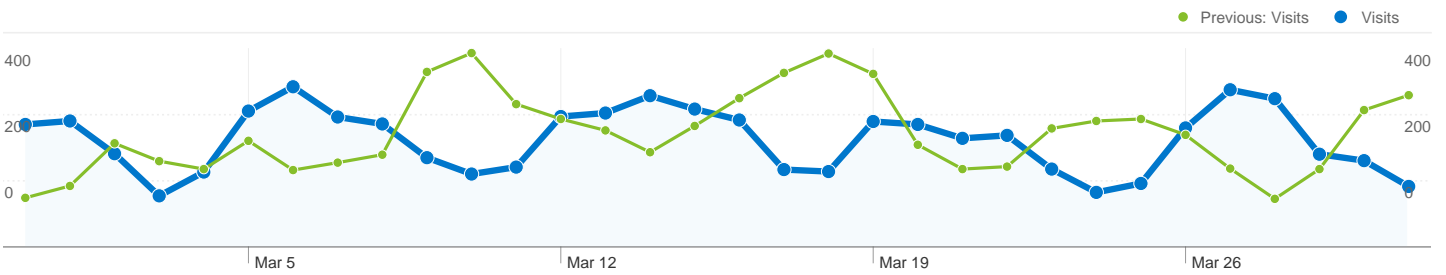
15,218 Unique Views
Previous: 15,240 (-0.14%)

39.13% Bounce Rate
Previous: 43.19% (-9.41%)




Top Content

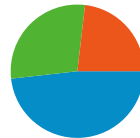
Pages	Pageviews	% Pageviews
/neos/solvers/index.html		
Feb 29, 2012 - Mar 31, 2012	6,573	19.76%
Jan 28, 2012 - Feb 28, 2012	6,496	19.82%
% Change	1.19%	-0.32%
/neos/		
Feb 29, 2012 - Mar 31, 2012	6,008	18.06%
Jan 28, 2012 - Feb 28, 2012	6,295	19.21%
% Change	-4.56%	-5.98%
/neos/admin.html		
Feb 29, 2012 - Mar 31, 2012	2,002	6.02%
Jan 28, 2012 - Feb 28, 2012	3,004	9.17%
% Change	-33.36%	-34.35%
/neos/solvers/minco:Bonmin/AMPL.html		
Feb 29, 2012 - Mar 31, 2012	1,908	5.74%
Jan 28, 2012 - Feb 28, 2012	657	2.01%
% Change	190.41%	186.08%
/neos/solvers/milp:MINTO/AMPL.html		

Feb 29, 2012 - Mar 31, 2012	1,331	4.00%
Jan 28, 2012 - Feb 28, 2012	507	1.55%
% Change	162.52%	158.61%



All traffic sources sent a total of 6,896 visits

-  **23.14% Direct Traffic**
Previous: 28.57% (-19.00%)
-  **28.64% Referring Sites**
Previous: 35.19% (-18.61%)
-  **48.22% Search Engines**
Previous: 36.24% (33.05%)



- **Search Engines**
3,325.00 (48.22%)
- **Referring Sites**
1,975.00 (28.64%)
- **Direct Traffic**
1,596.00 (23.14%)

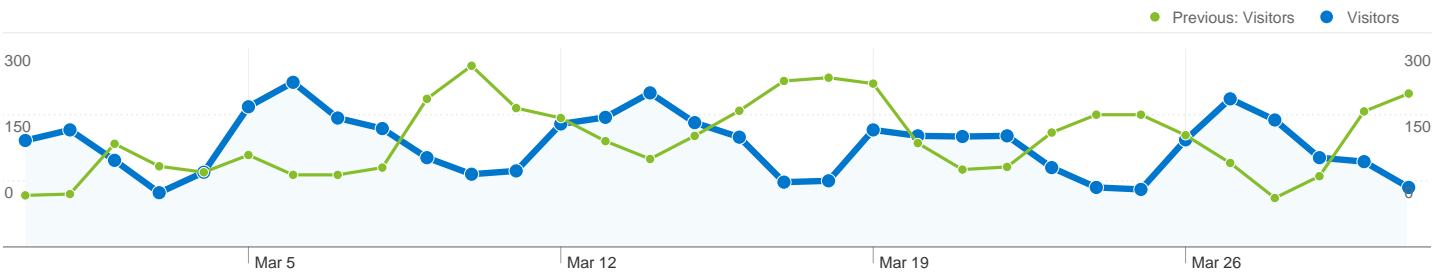
Top Traffic Sources

Sources	Visits	% visits
google (organic)		
Feb 29, 2012 - Mar 31, 2012	3,204	46.46%
Jan 28, 2012 - Feb 28, 2012	2,558	34.89%
% Change	25.25%	33.17%
(direct) ((none))		
Feb 29, 2012 - Mar 31, 2012	1,596	23.14%
Jan 28, 2012 - Feb 28, 2012	2,095	28.57%
% Change	-23.82%	-19.00%
neos-guide.org (referral)		
Feb 29, 2012 - Mar 31, 2012	303	4.39%
Jan 28, 2012 - Feb 28, 2012	333	4.54%
% Change	-9.01%	-3.26%
coin-or.org (referral)		
Feb 29, 2012 - Mar 31, 2012	253	3.67%
Jan 28, 2012 - Feb 28, 2012	238	3.25%
% Change	6.30%	13.02%
neos.mcs.anl.gov (referral)		

Keywords	Visits	% visits
(not provided)		
Feb 29, 2012 - Mar 31, 2012	1,134	34.11%
Jan 28, 2012 - Feb 28, 2012	546	20.55%
% Change	107.69%	65.97%
neos server		
Feb 29, 2012 - Mar 31, 2012	511	15.37%
Jan 28, 2012 - Feb 28, 2012	473	17.80%
% Change	8.03%	-13.67%
neos		
Feb 29, 2012 - Mar 31, 2012	380	11.43%
Jan 28, 2012 - Feb 28, 2012	303	11.40%
% Change	25.41%	0.22%
neos solver		
Feb 29, 2012 - Mar 31, 2012	250	7.52%
Jan 28, 2012 - Feb 28, 2012	365	13.74%
% Change	-31.51%	-45.27%
nsips		

Feb 29, 2012 - Mar 31, 2012	240	3.48%
Jan 28, 2012 - Feb 28, 2012	833	11.36%
% Change	-71.19%	-69.37%


Feb 29, 2012 - Mar 31, 2012	111	3.34%
Jan 28, 2012 - Feb 28, 2012	257	9.67%
% Change	-56.81%	-65.49%





3,530 people visited this site


 **6,896 Visits**
 Previous: 7,332 (-5.95%)


 **3,530 Absolute Unique Visitors**
 Previous: 3,795 (-6.98%)

 **33,263 Pageviews**
 Previous: 32,767 (1.51%)

 **4.82 Average Pageviews**
 Previous: 4.47 (7.93%)

 **00:08:25 Time on Site**
 Previous: 00:08:22 (0.65%)

 **39.12% Bounce Rate**
 Previous: 43.19% (-9.42%)

 **45.40% New Visits**
 Previous: 48.27% (-5.94%)

Technical Profile

Browser	Visits	% visits
Firefox		
Feb 29, 2012 - Mar 31, 2012	2,437	35.34%
Jan 28, 2012 - Feb 28, 2012	2,380	32.46%
% Change	2.39%	8.87%
Chrome		
Feb 29, 2012 - Mar 31, 2012	2,239	32.47%
Jan 28, 2012 - Feb 28, 2012	2,359	32.17%
% Change	-5.09%	0.91%

Internet Explorer		
Feb 29, 2012 - Mar 31, 2012	1,662	24.10%
Jan 28, 2012 - Feb 28, 2012	1,763	24.05%
% Change	-5.73%	0.23%
Safari		
Feb 29, 2012 - Mar 31, 2012	370	5.37%
Jan 28, 2012 - Feb 28, 2012	467	6.37%
% Change	-20.77%	-15.76%
Opera		
Feb 29, 2012 - Mar 31, 2012	136	1.97%
Jan 28, 2012 - Feb 28, 2012	169	2.30%
% Change	-19.53%	-14.44%