

Site Usage

 **5,489 Visits**


Previous: 4,973 (10.38%)

 **31.23% Bounce Rate**


Previous: 31.77% (-1.72%)

 **29,802 Pageviews**

Previous: 26,516 (12.39%)

 **00:08:59 Avg. Time on Site**

Previous: 00:09:46 (-8.05%)

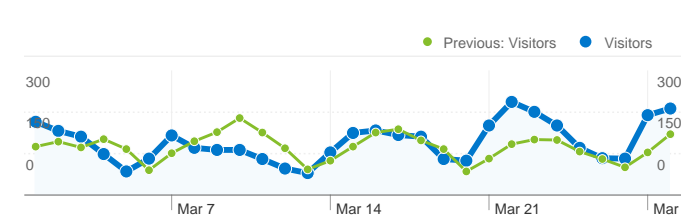
 **5.43 Pages/Visit**

Previous: 5.33 (1.83%)

 **45.38% % New Visits**

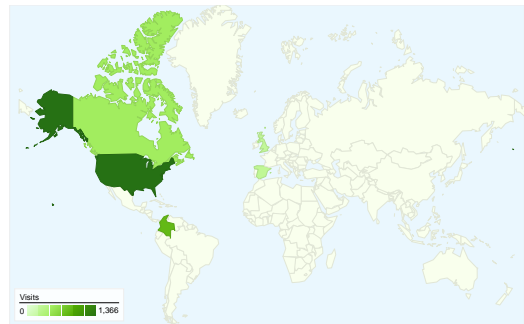
Previous: 43.60% (4.10%)

Visitors Overview

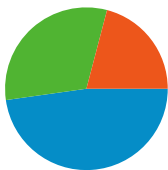


Visitors
2,773

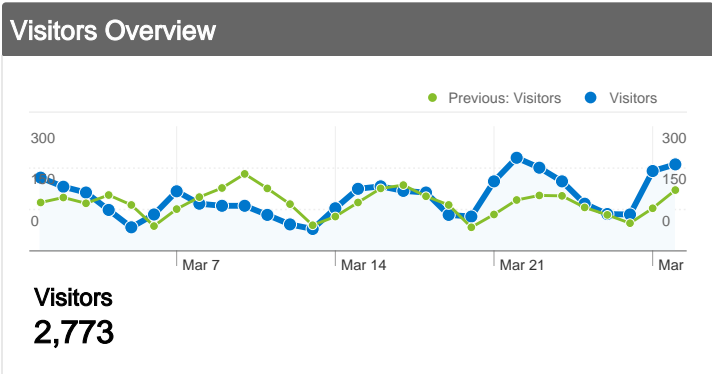
Map Overlay



Traffic Sources Overview



- **Search Engines**
2,622.00 (47.77%)
- **Referring Sites**
1,719.00 (31.32%)
- **Direct Traffic**
1,148.00 (20.91%)

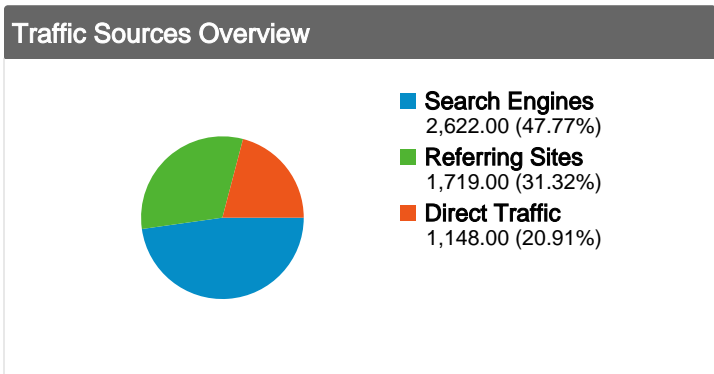


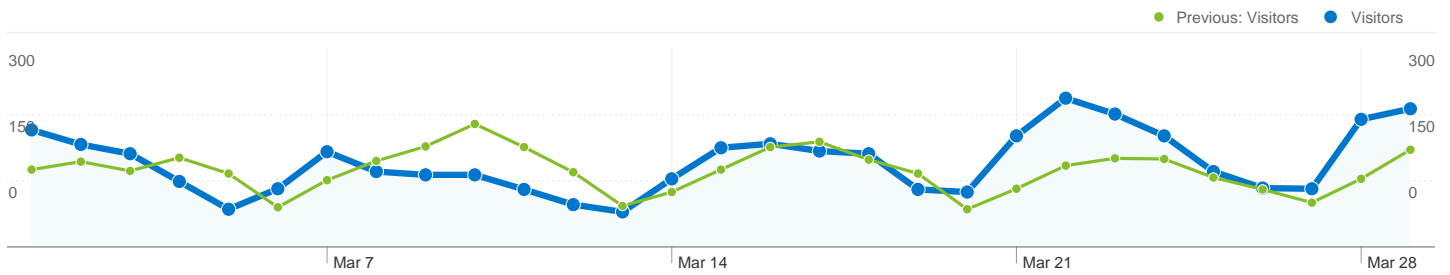
Content Overview

Pages	Pageviews	% Pageviews
/neos/		
Mar 1, 2011 - Mar 29, 2011	6,402	21.48%
Jan 31, 2011 - Feb 28, 2011	6,006	22.65%
% Change	6.59%	-5.16%
/neos/solvers/index.html		
Mar 1, 2011 - Mar 29, 2011	6,193	20.78%
Jan 31, 2011 - Feb 28, 2011	5,394	20.34%
% Change	14.81%	2.15%
/neos/solvers/milp:MINTO/AMPL.html		
Mar 1, 2011 - Mar 29, 2011	1,611	5.41%
Jan 31, 2011 - Feb 28, 2011	788	2.97%
% Change	104.44%	81.90%
/neos/solvers/nco:MINOS/AMPL.html		
Mar 1, 2011 - Mar 29, 2011	895	3.00%
Jan 31, 2011 - Feb 28, 2011	664	2.50%
% Change	34.79%	19.93%
/neos/admin.html		
Mar 1, 2011 - Mar 29, 2011	893	3.00%
Jan 31, 2011 - Feb 28, 2011	1,071	4.04%
% Change	-16.62%	-25.81%

Content Overview

Pages	Pageviews	% Pageviews
/neos/		
Mar 1, 2011 - Mar 29, 2011	6,402	21.48%
Jan 31, 2011 - Feb 28, 2011	6,006	22.65%
% Change	6.59%	-5.16%
/neos/solvers/index.html		
Mar 1, 2011 - Mar 29, 2011	6,193	20.78%
Jan 31, 2011 - Feb 28, 2011	5,394	20.34%
% Change	14.81%	2.15%
/neos/solvers/milp:MINTO/AMPL.html		
Mar 1, 2011 - Mar 29, 2011	1,611	5.41%
Jan 31, 2011 - Feb 28, 2011	788	2.97%
% Change	104.44%	81.90%
/neos/solvers/nco:MINOS/AMPL.html		
Mar 1, 2011 - Mar 29, 2011	895	3.00%
Jan 31, 2011 - Feb 28, 2011	664	2.50%
% Change	34.79%	19.93%
/neos/admin.html		
Mar 1, 2011 - Mar 29, 2011	893	3.00%
Jan 31, 2011 - Feb 28, 2011	1,071	4.04%
% Change	-16.62%	-25.81%





2,773 people visited this site

 **5,489** Visits

Previous: 4,973 (10.38%)

 **2,773** Absolute Unique Visitors

Previous: 2,393 (15.88%)

 **29,802** Pageviews

Previous: 26,516 (12.39%)

 **5.43** Average Pageviews


Previous: 5.33 (1.83%)

 **00:08:59** Time on Site

Previous: 00:09:46 (-8.05%)

 **31.23%** Bounce Rate

Previous: 31.77% (-1.72%)

 **45.38%** New Visits

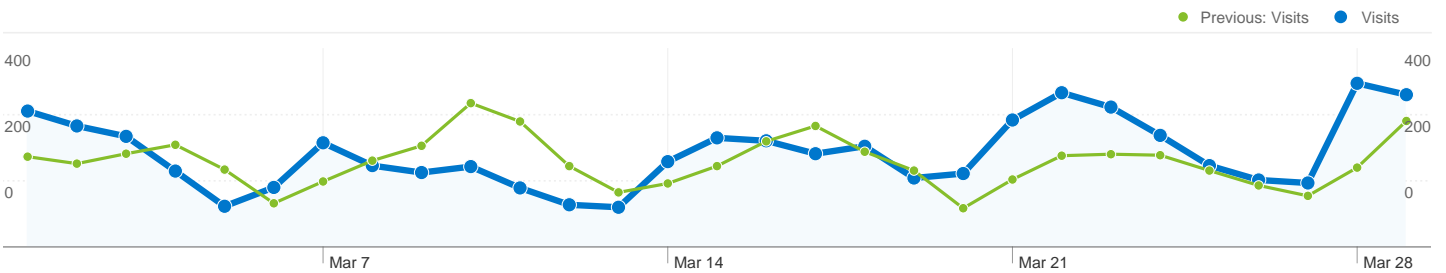
Previous: 43.60% (4.10%)

Technical Profile

Browser	Visits	% visits	Connection Speed	Visits	% visits
Firefox			Unknown		
Mar 1, 2011 - Mar 29, 2011	2,410	43.91%	Mar 1, 2011 - Mar 29, 2011	5,489	100.00%
Jan 31, 2011 - Feb 28, 2011	2,258	45.41%	Jan 31, 2011 - Feb 28, 2011	1,617	32.52%
% Change	6.73%	-3.30%	% Change	239.46%	207.54%
Internet Explorer			Cable		
Mar 1, 2011 - Mar 29, 2011	1,602	29.19%	Mar 1, 2011 - Mar 29, 2011	0	0.00%
Jan 31, 2011 - Feb 28, 2011	1,144	23.00%	Jan 31, 2011 - Feb 28, 2011	735	14.78%
% Change	40.03%	26.87%	% Change	-100.00%	-100.00%

Chrome		
Mar 1, 2011 - Mar 29, 2011	1,127	20.53%
Jan 31, 2011 - Feb 28, 2011	1,144	23.00%
% Change	-1.49%	-10.75%
Safari		
Mar 1, 2011 - Mar 29, 2011	239	4.35%
Jan 31, 2011 - Feb 28, 2011	323	6.50%
% Change	-26.01%	-32.96%
Opera		
Mar 1, 2011 - Mar 29, 2011	68	1.24%
Jan 31, 2011 - Feb 28, 2011	81	1.63%
% Change	-16.05%	-23.94%

Dialup		
Mar 1, 2011 - Mar 29, 2011	0	0.00%
Jan 31, 2011 - Feb 28, 2011	51	1.03%
% Change	-100.00%	-100.00%
DSL		
Mar 1, 2011 - Mar 29, 2011	0	0.00%
Jan 31, 2011 - Feb 28, 2011	865	17.39%
% Change	-100.00%	-100.00%
T1		
Mar 1, 2011 - Mar 29, 2011	0	0.00%
Jan 31, 2011 - Feb 28, 2011	1,703	34.24%
% Change	-100.00%	-100.00%



All traffic sources sent a total of 5,489 visits

20.91% Direct Traffic

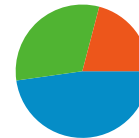
Previous: 22.88% (-8.60%)

31.32% Referring Sites

Previous: 36.60% (-14.43%)

47.77% Search Engines

Previous: 40.52% (17.89%)



- **Search Engines**
2,622.00 (47.77%)
- **Referring Sites**
1,719.00 (31.32%)
- **Direct Traffic**
1,148.00 (20.91%)

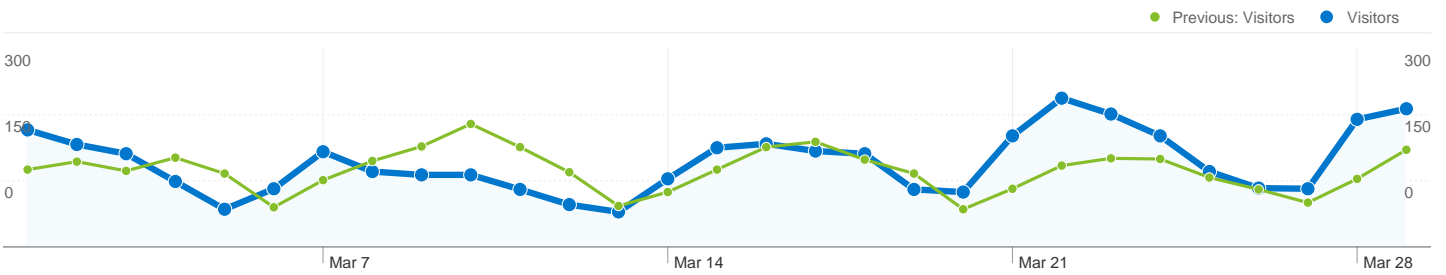
Top Traffic Sources

Sources	Visits	% visits
google (organic)		
Mar 1, 2011 - Mar 29, 2011	2,547	46.40%
Jan 31, 2011 - Feb 28, 2011	1,918	38.57%
% Change	32.79%	20.31%
(direct) ((none))		
Mar 1, 2011 - Mar 29, 2011	1,148	20.91%
Jan 31, 2011 - Feb 28, 2011	1,138	22.88%
% Change	0.88%	-8.60%
www-neos.mcs.anl.gov (referral)		
Mar 1, 2011 - Mar 29, 2011	498	9.07%
Jan 31, 2011 - Feb 28, 2011	518	10.42%
% Change	-3.86%	-12.90%
neos-guide.org (referral)		
Mar 1, 2011 - Mar 29, 2011	404	7.36%
Jan 31, 2011 - Feb 28, 2011	347	6.98%
% Change	16.43%	5.48%
neos.mcs.anl.gov (referral)		

Keywords	Visits	% visits
neos server		
Mar 1, 2011 - Mar 29, 2011	926	35.32%
Jan 31, 2011 - Feb 28, 2011	421	20.89%
% Change	119.95%	69.03%
neos		
Mar 1, 2011 - Mar 29, 2011	851	32.46%
Jan 31, 2011 - Feb 28, 2011	910	45.16%
% Change	-6.48%	-28.13%
neos solver		
Mar 1, 2011 - Mar 29, 2011	142	5.42%
Jan 31, 2011 - Feb 28, 2011	216	10.72%
% Change	-34.26%	-49.48%
neos optimization		
Mar 1, 2011 - Mar 29, 2011	138	5.26%
Jan 31, 2011 - Feb 28, 2011	99	4.91%
% Change	39.39%	7.12%
neos server for optimization		

Mar 1, 2011 - Mar 29, 2011	285	5.19%
Jan 31, 2011 - Feb 28, 2011	356	7.16%
% Change	-19.94%	-27.47%

Mar 1, 2011 - Mar 29, 2011	90	3.43%
Jan 31, 2011 - Feb 28, 2011	44	2.18%
% Change	104.55%	57.19%



2,773 people visited this site

 **5,489** Visits

Previous: 4,973 (10.38%)

 **2,773** Absolute Unique Visitors

Previous: 2,393 (15.88%)

 **29,802** Pageviews

Previous: 26,516 (12.39%)

 **5.43** Average Pageviews


Previous: 5.33 (1.83%)

 **00:08:59** Time on Site

Previous: 00:09:46 (-8.05%)

 **31.23%** Bounce Rate

Previous: 31.77% (-1.72%)

 **45.38%** New Visits

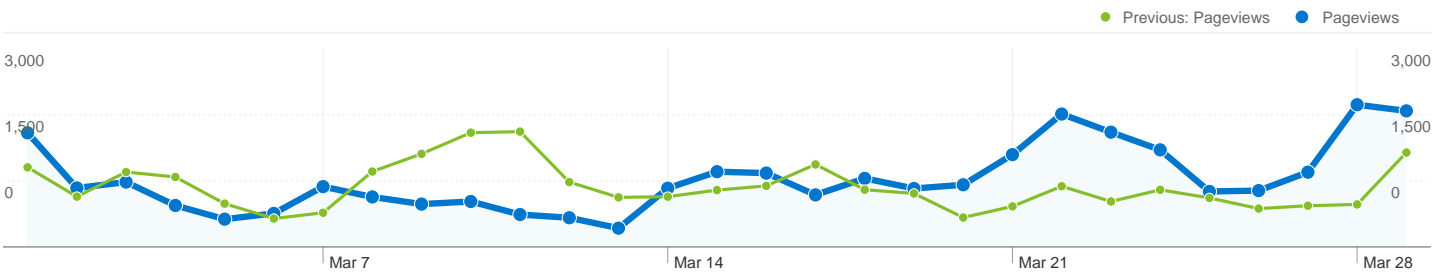
Previous: 43.60% (4.10%)

Technical Profile


Browser	Visits	% visits	Connection Speed	Visits	% visits
Firefox			Unknown		
Mar 1, 2011 - Mar 29, 2011	2,410	43.91%	Mar 1, 2011 - Mar 29, 2011	5,489	100.00%
Jan 31, 2011 - Feb 28, 2011	2,258	45.41%	Jan 31, 2011 - Feb 28, 2011	1,617	32.52%
% Change	6.73%	-3.30%	% Change	239.46%	207.54%
Internet Explorer			Cable		
Mar 1, 2011 - Mar 29, 2011	1,602	29.19%	Mar 1, 2011 - Mar 29, 2011	0	0.00%
Jan 31, 2011 - Feb 28, 2011	1,144	23.00%	Jan 31, 2011 - Feb 28, 2011	735	14.78%
% Change	40.03%	26.87%	% Change	-100.00%	-100.00%

Chrome		
Mar 1, 2011 - Mar 29, 2011	1,127	20.53%
Jan 31, 2011 - Feb 28, 2011	1,144	23.00%
% Change	-1.49%	-10.75%
Safari		
Mar 1, 2011 - Mar 29, 2011	239	4.35%
Jan 31, 2011 - Feb 28, 2011	323	6.50%
% Change	-26.01%	-32.96%
Opera		
Mar 1, 2011 - Mar 29, 2011	68	1.24%
Jan 31, 2011 - Feb 28, 2011	81	1.63%
% Change	-16.05%	-23.94%


Dialup		
Mar 1, 2011 - Mar 29, 2011	0	0.00%
Jan 31, 2011 - Feb 28, 2011	51	1.03%
% Change	-100.00%	-100.00%
DSL		
Mar 1, 2011 - Mar 29, 2011	0	0.00%
Jan 31, 2011 - Feb 28, 2011	865	17.39%
% Change	-100.00%	-100.00%
T1		
Mar 1, 2011 - Mar 29, 2011	0	0.00%
Jan 31, 2011 - Feb 28, 2011	1,703	34.24%
% Change	-100.00%	-100.00%



Pages on this site were viewed a total of 29,802 times

 **29,802 Pageviews**
Previous: 26,516 (12.39%)

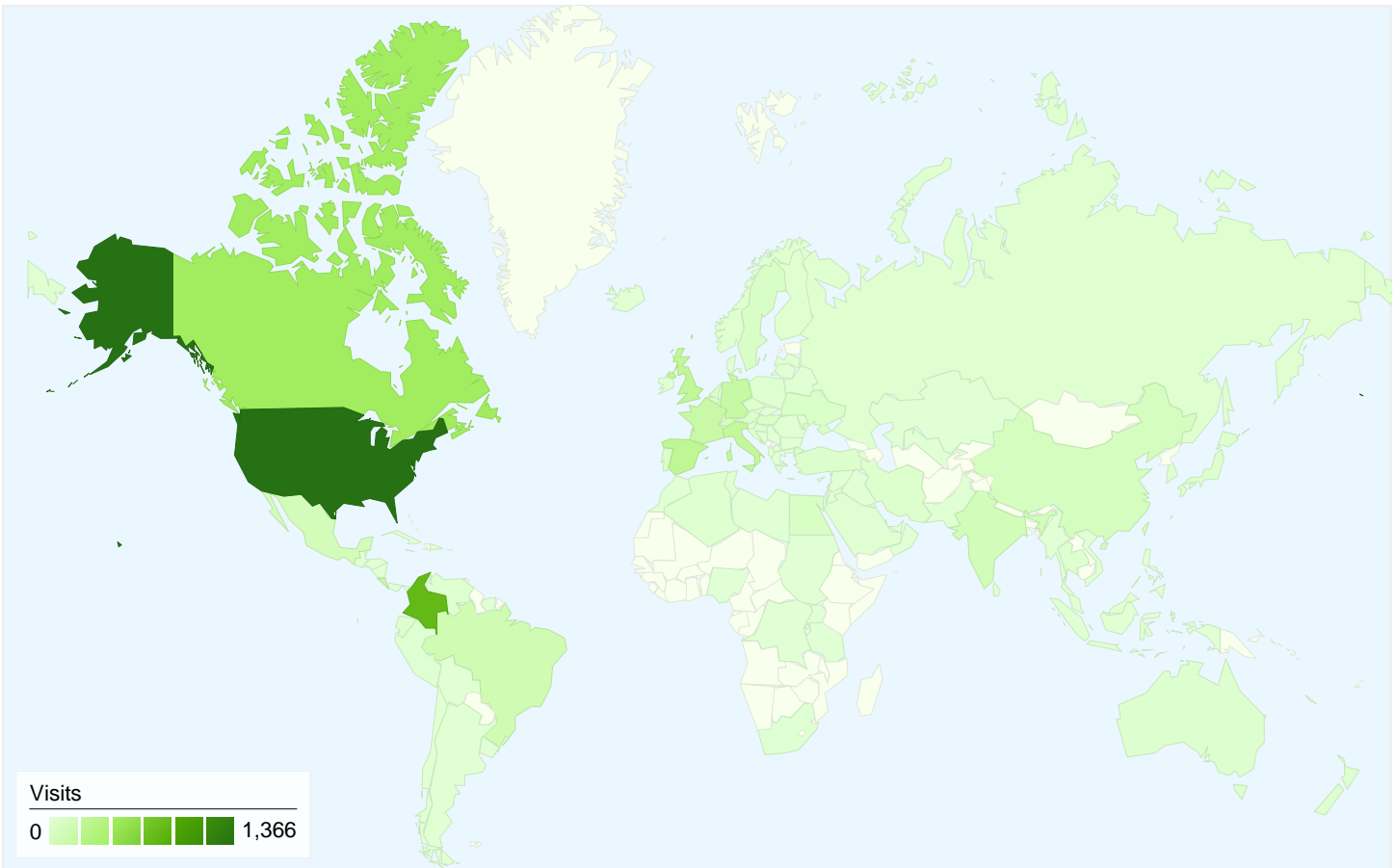
 **13,959 Unique Views**
Previous: 12,769 (9.32%)

 **31.23% Bounce Rate**
Previous: 31.77% (-1.72%)

Top Content

Pages	Pageviews	% Pageviews
/neos/		
Mar 1, 2011 - Mar 29, 2011	6,402	21.48%
Jan 31, 2011 - Feb 28, 2011	6,006	22.65%
% Change	6.59%	-5.16%
/neos/solvers/index.html		
Mar 1, 2011 - Mar 29, 2011	6,193	20.78%
Jan 31, 2011 - Feb 28, 2011	5,394	20.34%
% Change	14.81%	2.15%
/neos/solvers/milp:MINTO/AMPL.html		
Mar 1, 2011 - Mar 29, 2011	1,611	5.41%
Jan 31, 2011 - Feb 28, 2011	788	2.97%
% Change	104.44%	81.90%
/neos/solvers/nco:MINOS/AMPL.html		
Mar 1, 2011 - Mar 29, 2011	895	3.00%
Jan 31, 2011 - Feb 28, 2011	664	2.50%
% Change	34.79%	19.93%
/neos/admin.html		

Mar 1, 2011 - Mar 29, 2011	893	3.00%
Jan 31, 2011 - Feb 28, 2011	1,071	4.04%
% Change	-16.62%	-25.81%



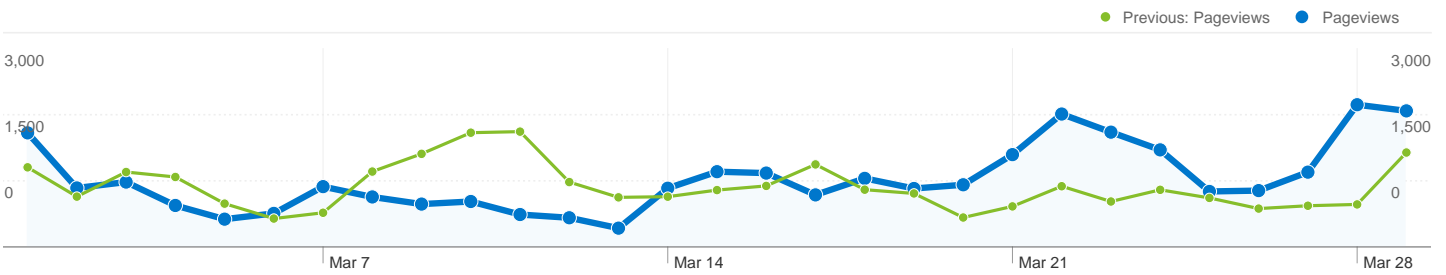
5,489 visits came from 111 countries/territories

Site Usage


Visits	Pages/Visit	Avg. Time on Site	% New Visits	Bounce Rate	
5,489 Previous: 4,973 (10.38%)	5.43 Previous: 5.33 (1.83%)	00:08:59 Previous: 00:09:46 (-8.05%)	45.45% Previous: 43.78% (3.83%)	31.23% Previous: 31.77% (-1.72%)	
Country/Territory	Visits	Pages/Visit	Avg. Time on Site	% New Visits	Bounce Rate
United States					
March 1, 2011 - March 29, 2011	1,366	5.40	00:08:31	43.05%	31.77%
January 31, 2011 - February 28, 2011	1,690	5.70	00:09:02	43.91%	31.30%
% Change	-19.17%	-5.32%	-5.68%	-1.96%	1.50%
Colombia					
March 1, 2011 - March 29, 2011	812	8.16	00:14:22	52.34%	13.92%
January 31, 2011 - February 28, 2011	176	5.77	00:12:05	27.27%	22.73%
% Change	361.36%	41.40%	18.89%	91.91%	-38.77%
Canada					
March 1, 2011 - March 29, 2011	475	6.01	00:10:58	32.00%	19.16%

January 31, 2011 - February 28, 2011	361	6.39	00:14:46	38.50%	24.10%
% Change	31.58%	-5.93%	-25.79%	-16.89%	-20.51%
Spain					
March 1, 2011 - March 29, 2011	254	4.23	00:07:12	48.43%	40.55%
January 31, 2011 - February 28, 2011	208	3.28	00:07:02	61.06%	43.27%
% Change	22.12%	28.77%	2.40%	-20.69%	-6.28%
United Kingdom					
March 1, 2011 - March 29, 2011	238	9.59	00:18:54	31.09%	17.23%
January 31, 2011 - February 28, 2011	170	9.78	00:27:12	31.18%	18.82%
% Change	40.00%	-1.88%	-30.52%	-0.27%	-8.48%
Italy					
March 1, 2011 - March 29, 2011	223	5.34	00:08:29	49.33%	20.63%
January 31, 2011 - February 28, 2011	179	6.09	00:08:28	45.81%	27.93%
% Change	24.58%	-12.37%	0.18%	7.68%	-26.15%
Germany					
March 1, 2011 - March 29, 2011	197	3.72	00:04:58	53.81%	47.72%
January 31, 2011 - February 28, 2011	246	4.87	00:10:12	60.98%	30.08%
% Change	-19.92%	-23.53%	-51.29%	-11.76%	58.62%
Costa Rica					
March 1, 2011 - March 29, 2011	185	1.74	00:00:30	0.00%	64.32%
January 31, 2011 - February 28, 2011	119	7.10	00:10:41	0.84%	18.49%
% Change	55.46%	-75.56%	-95.32%	-100.00%	247.94%
France					
March 1, 2011 - March 29, 2011	183	3.07	00:04:06	40.98%	40.44%
January 31, 2011 - February 28, 2011	214	4.37	00:09:52	39.72%	35.98%
% Change	-14.49%	-29.91%	-58.49%	3.18%	12.38%
Brazil					
March 1, 2011 - March 29, 2011	137	3.93	00:05:45	54.01%	29.93%
January 31, 2011 - February 28, 2011	100	5.35	00:10:57	30.00%	24.00%
% Change	37.00%	-26.60%	-47.53%	80.05%	24.70%


1 - 10 of 111



Pages on this site were viewed a total of 29,802 times

 **29,802 Pageviews**
Previous: 26,516 (12.39%)

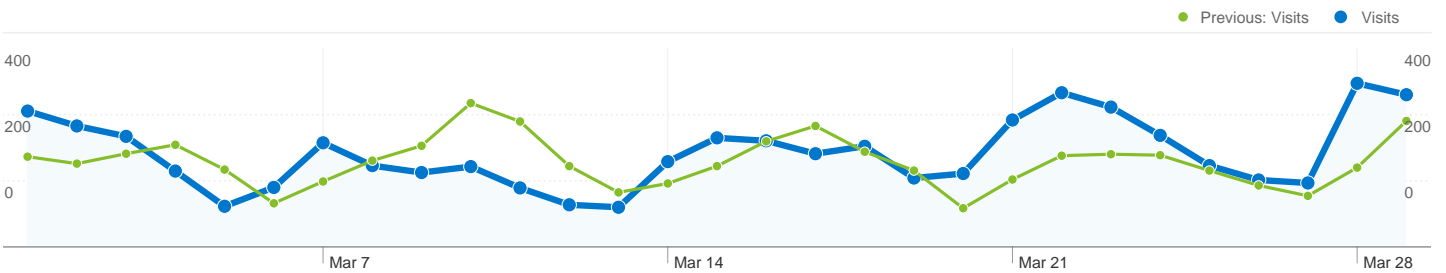
 **13,959 Unique Views**
Previous: 12,769 (9.32%)

 **31.23% Bounce Rate**
Previous: 31.77% (-1.72%)

Top Content

Pages	Pageviews	% Pageviews
/neos/		
Mar 1, 2011 - Mar 29, 2011	6,402	21.48%
Jan 31, 2011 - Feb 28, 2011	6,006	22.65%
% Change	6.59%	-5.16%
/neos/solvers/index.html		
Mar 1, 2011 - Mar 29, 2011	6,193	20.78%
Jan 31, 2011 - Feb 28, 2011	5,394	20.34%
% Change	14.81%	2.15%
/neos/solvers/milp:MINTO/AMPL.html		
Mar 1, 2011 - Mar 29, 2011	1,611	5.41%
Jan 31, 2011 - Feb 28, 2011	788	2.97%
% Change	104.44%	81.90%
/neos/solvers/nco:MINOS/AMPL.html		
Mar 1, 2011 - Mar 29, 2011	895	3.00%
Jan 31, 2011 - Feb 28, 2011	664	2.50%
% Change	34.79%	19.93%
/neos/admin.html		

Mar 1, 2011 - Mar 29, 2011	893	3.00%
Jan 31, 2011 - Feb 28, 2011	1,071	4.04%
% Change	-16.62%	-25.81%



All traffic sources sent a total of 5,489 visits

20.91% Direct Traffic

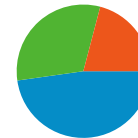
Previous: 22.88% (-8.60%)

31.32% Referring Sites

Previous: 36.60% (-14.43%)

47.77% Search Engines

Previous: 40.52% (17.89%)



- **Search Engines**
2,622.00 (47.77%)
- **Referring Sites**
1,719.00 (31.32%)
- **Direct Traffic**
1,148.00 (20.91%)

Top Traffic Sources

Sources	Visits	% visits
google (organic)		
Mar 1, 2011 - Mar 29, 2011	2,547	46.40%
Jan 31, 2011 - Feb 28, 2011	1,918	38.57%
% Change	32.79%	20.31%
(direct) ((none))		
Mar 1, 2011 - Mar 29, 2011	1,148	20.91%
Jan 31, 2011 - Feb 28, 2011	1,138	22.88%
% Change	0.88%	-8.60%
www-neos.mcs.anl.gov (referral)		
Mar 1, 2011 - Mar 29, 2011	498	9.07%
Jan 31, 2011 - Feb 28, 2011	518	10.42%
% Change	-3.86%	-12.90%
neos-guide.org (referral)		
Mar 1, 2011 - Mar 29, 2011	404	7.36%
Jan 31, 2011 - Feb 28, 2011	347	6.98%
% Change	16.43%	5.48%
neos.mcs.anl.gov (referral)		

Keywords	Visits	% visits
neos server		
Mar 1, 2011 - Mar 29, 2011	926	35.32%
Jan 31, 2011 - Feb 28, 2011	421	20.89%
% Change	119.95%	69.03%
neos		
Mar 1, 2011 - Mar 29, 2011	851	32.46%
Jan 31, 2011 - Feb 28, 2011	910	45.16%
% Change	-6.48%	-28.13%
neos solver		
Mar 1, 2011 - Mar 29, 2011	142	5.42%
Jan 31, 2011 - Feb 28, 2011	216	10.72%
% Change	-34.26%	-49.48%
neos optimization		
Mar 1, 2011 - Mar 29, 2011	138	5.26%
Jan 31, 2011 - Feb 28, 2011	99	4.91%
% Change	39.39%	7.12%
neos server for optimization		

Mar 1, 2011 - Mar 29, 2011	285	5.19%	Mar 1, 2011 - Mar 29, 2011	90	3.43%
Jan 31, 2011 - Feb 28, 2011	356	7.16%	Jan 31, 2011 - Feb 28, 2011	44	2.18%
% Change	-19.94%	-27.47%	% Change	104.55%	57.19%