

**Site Usage**

**4,792** Visits

**34.39%** Bounce Rate

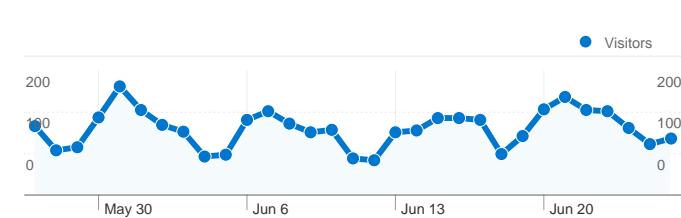
**26,964** Pageviews

**00:10:07** Avg. Time on Site

**5.63** Pages/Visit

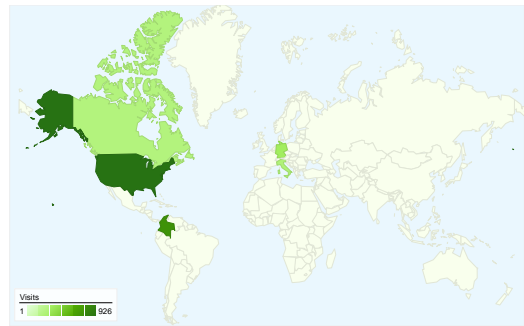
**43.76%** % New Visits

**Visitors Overview**

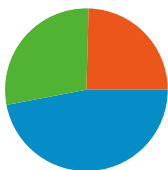


**Visitors**  
**2,369**

**Map Overlay**



**Traffic Sources Overview**

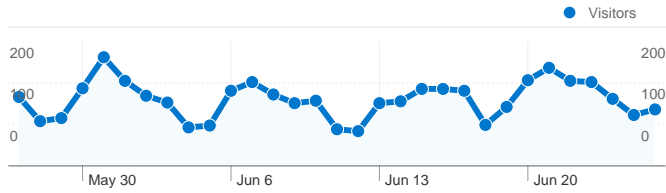


- **Search Engines**  
2,252.00 (46.99%)
- **Referring Sites**  
1,363.00 (28.44%)
- **Direct Traffic**  
1,177.00 (24.56%)

**Content Overview**

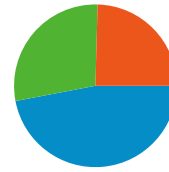
Pages	Pageviews	% Pageviews
/neos/	5,540	20.55%
/neos/solvers/index.html	5,098	18.91%
/neos/solvers/milp:MINTO/AMP	2,902	10.76%
/neos/solvers/milp:Gurobi/AMP	1,144	4.24%
/neos/admin.html	1,003	3.72%

## Visitors Overview



**Visitors**  
**2,369**

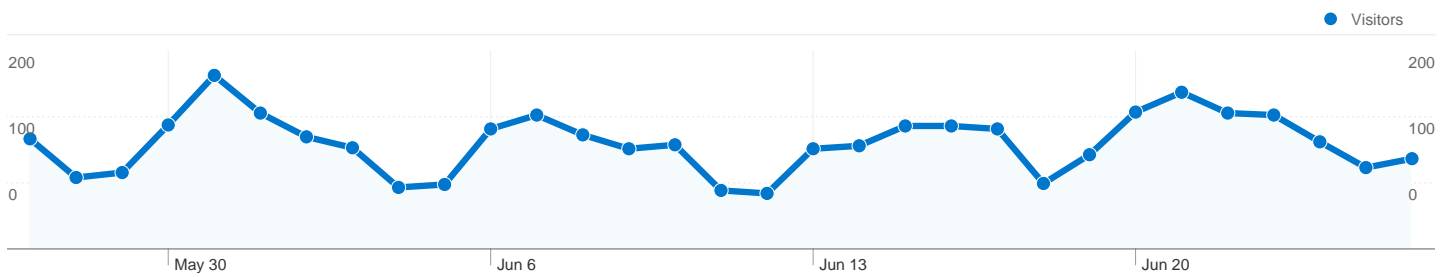
## Traffic Sources Overview



- **Search Engines**  
2,252.00 (46.99%)
- **Referring Sites**  
1,363.00 (28.44%)
- **Direct Traffic**  
1,177.00 (24.56%)

## Content Overview

Pages	Pageviews	% Pageviews
/neos/	5,540	20.55%
/neos/solvers/index.html	5,098	18.91%
/neos/solvers/milp:MINTO/AMP	2,902	10.76%
/neos/solvers/milp:Gurobi/AMP	1,144	4.24%
/neos/admin.html	1,003	3.72%




## 2,369 people visited this site

 **4,792** Visits

 **2,369** Absolute Unique Visitors

 **26,964** Pageviews

 **5.63** Average Pageviews

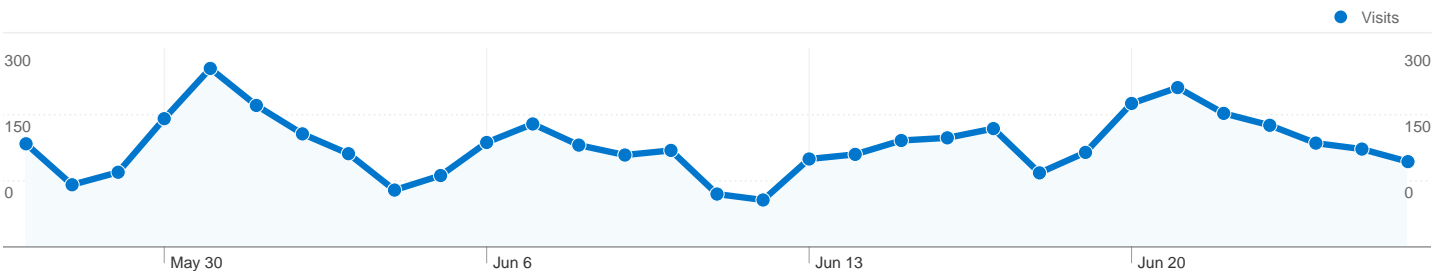
 **00:10:07** Time on Site

 **34.39%** Bounce Rate




 **43.76%** New Visits

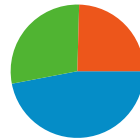
## Technical Profile

Browser	Visits	% visits	Connection Speed	Visits	% visits
Firefox	1,986	41.44%	Unknown	4,792	100.00%
Internet Explorer	1,204	25.13%			
Chrome	1,191	24.85%			
Safari	270	5.63%			
Opera	99	2.07%			



**All traffic sources sent a total of 4,792 visits**

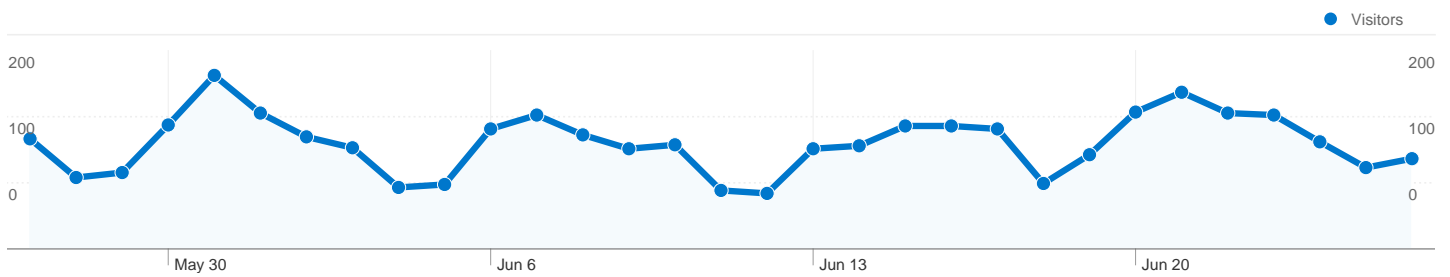
-  **24.56%** Direct Traffic
-  **28.44%** Referring Sites
-  **46.99%** Search Engines



- **Search Engines**  
2,252.00 (46.99%)
- **Referring Sites**  
1,363.00 (28.44%)
- **Direct Traffic**  
1,177.00 (24.56%)

## Top Traffic Sources


Sources	Visits	% visits	Keywords	Visits	% visits
google (organic)	2,157	45.01%	neos	787	34.95%
(direct) ((none))	1,177	24.56%	neos server	692	30.73%
www-neos.mcs.anl.gov	359	7.49%	neos solver	194	8.61%
neos-guide.org (referral)	354	7.39%	neos optimization	82	3.64%
neos.mcs.anl.gov (referral)	255	5.32%	neo solver	59	2.62%




## 2,369 people visited this site

 **4,792** Visits

 **2,369** Absolute Unique Visitors

 **26,964** Pageviews

 **5.63** Average Pageviews

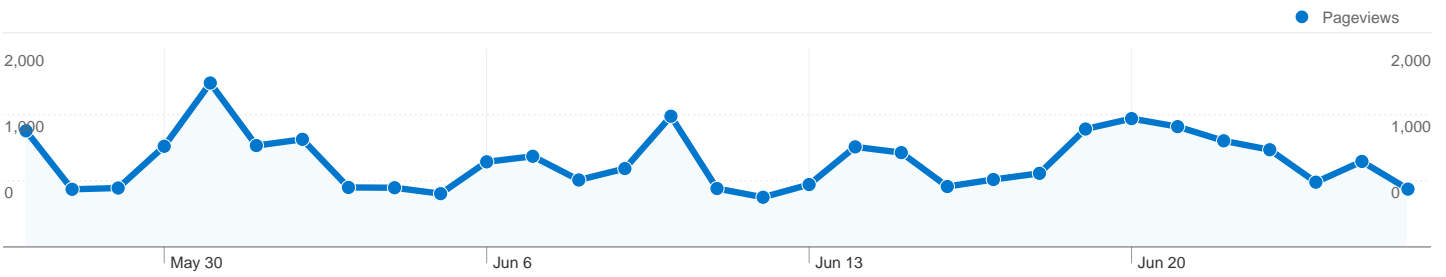
 **00:10:07** Time on Site

 **34.39%** Bounce Rate

 **43.76%** New Visits

## Technical Profile

Browser	Visits	% visits	Connection Speed	Visits	% visits
Firefox	1,986	41.44%	Unknown	4,792	100.00%
Internet Explorer	1,204	25.13%			
Chrome	1,191	24.85%			
Safari	270	5.63%			
Opera	99	2.07%			



Pages on this site were viewed a total of 26,964 times

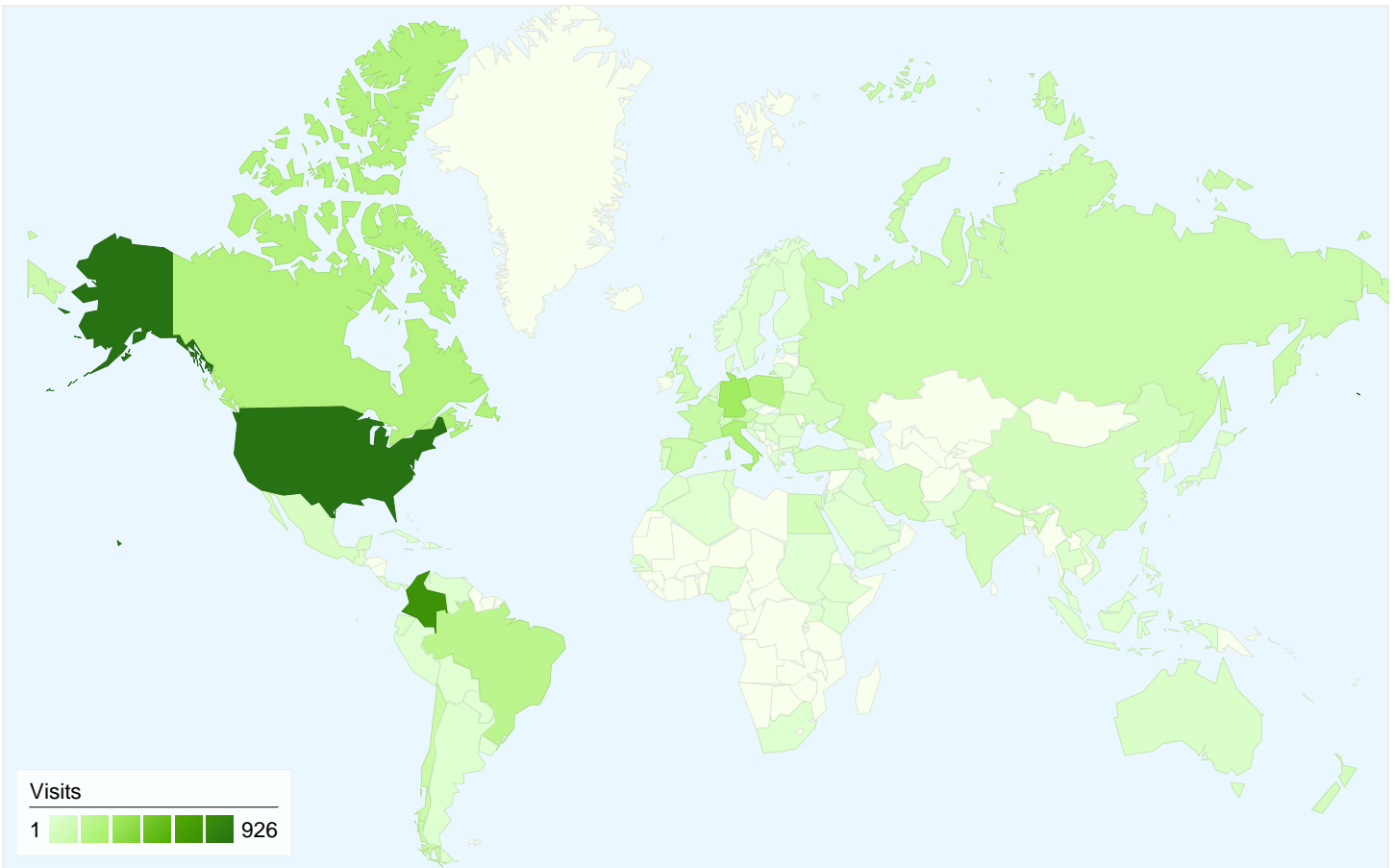
 26,964 Pageviews

 12,030 Unique Views

 34.39% Bounce Rate

## Top Content

Pages	Pageviews	% Pageviews
/neos/	5,540	20.55%
/neos/solvers/index.html	5,098	18.91%
/neos/solvers/milp:MINTO/AMPL.html	2,902	10.76%
/neos/solvers/milp:Gurobi/AMPL.html	1,144	4.24%
/neos/admin.html	1,003	3.72%



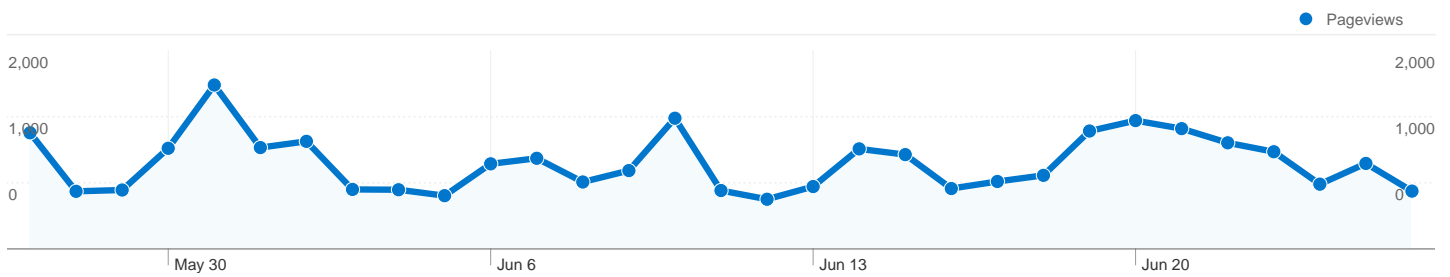
**4,792 visits came from 89 countries/territories**

Site Usage


Country/Territory	Visits	Pages/Visit	Avg. Time on Site	% New Visits	Bounce Rate
United States	926	5.68	00:09:42	44.82%	33.91%
Colombia	752	8.66	00:20:05	35.37%	19.28%
Germany	323	3.04	00:02:35	44.27%	49.85%
Italy	254	5.46	00:07:40	46.85%	25.59%
Canada	239	4.33	00:07:21	25.94%	31.38%
Poland	220	6.01	00:12:09	22.73%	28.18%
Brazil	194	8.75	00:17:08	30.93%	29.90%
France	134	2.56	00:01:59	49.25%	53.73%
Austria	118	4.36	00:10:50	36.44%	29.66%

Chile	<b>116</b>	7.89	00:12:18	50.00%	18.10%
					1 - 10 of 89





Pages on this site were viewed a total of 26,964 times

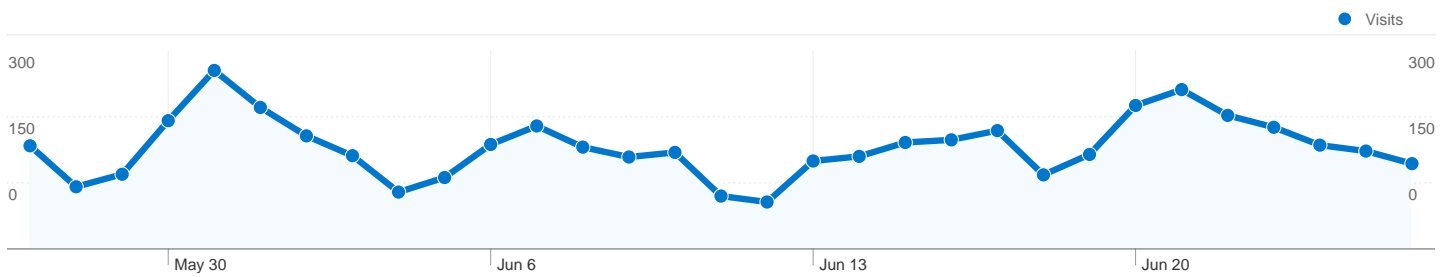
 **26,964** Pageviews

 **12,030** Unique Views




 **34.39%** Bounce Rate

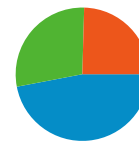
## Top Content

Pages	Pageviews	% Pageviews
/neos/	5,540	20.55%
/neos/solvers/index.html	5,098	18.91%
/neos/solvers/milp:MINTO/AMPL.html	2,902	10.76%
/neos/solvers/milp:Gurobi/AMPL.html	1,144	4.24%
/neos/admin.html	1,003	3.72%



All traffic sources sent a total of 4,792 visits

-  24.56% Direct Traffic
-  28.44% Referring Sites
-  46.99% Search Engines



- Search Engines  
2,252.00 (46.99%)
- Referring Sites  
1,363.00 (28.44%)
- Direct Traffic  
1,177.00 (24.56%)

## Top Traffic Sources

Sources	Visits	% visits	Keywords	Visits	% visits
google (organic)	2,157	45.01%	neos	787	34.95%
(direct) ((none))	1,177	24.56%	neos server	692	30.73%
www-neos.mcs.anl.gov	359	7.49%	neos solver	194	8.61%
neos-guide.org (referral)	354	7.39%	neos optimization	82	3.64%
neos.mcs.anl.gov (referral)	255	5.32%	neo solver	59	2.62%