

Site Usage

7,026 Visits

Previous: 4,329 (62.30%)

43.44% Bounce Rate

Previous: 43.34% (0.24%)

31,157 Pageviews

Previous: 17,260 (80.52%)

00:08:18 Avg. Time on Site

Previous: 00:06:34 (26.63%)

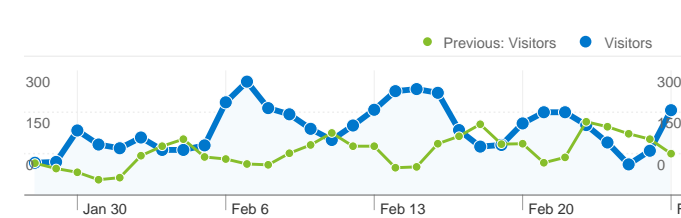
4.43 Pages/Visit

Previous: 3.99 (11.22%)

48.31% % New Visits

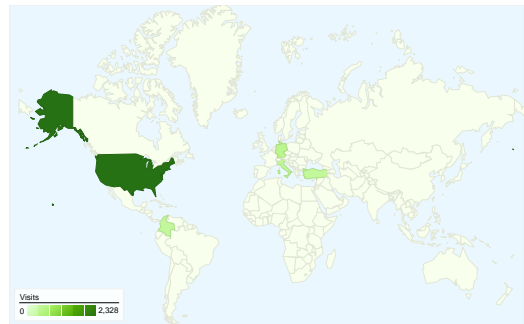
Previous: 53.13% (-9.08%)

Visitors Overview

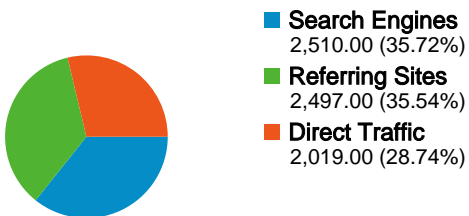


Visitors
3,704

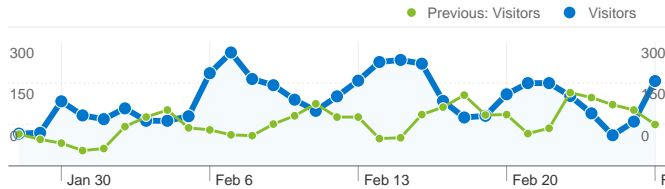
Map Overlay



Traffic Sources Overview



Visitors Overview



Visitors
3,704

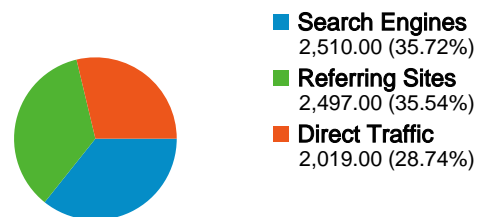
Content Overview

| Pages | Pageviews | % Pageviews |
|-------------------------------------|-----------|-------------|
| /neos/solvers/index.html | | |
| Jan 28, 2012 - Feb 27, 2012 | 6,194 | 19.88% |
| Dec 28, 2011 - Jan 27, 2012 | 4,133 | 23.95% |
| % Change | 49.87% | -16.98% |
| /neos/ | | |
| Jan 28, 2012 - Feb 27, 2012 | 6,022 | 19.33% |
| Dec 28, 2011 - Jan 27, 2012 | 4,242 | 24.58% |
| % Change | 41.96% | -21.36% |
| /neos/admin.html | | |
| Jan 28, 2012 - Feb 27, 2012 | 2,932 | 9.41% |
| Dec 28, 2011 - Jan 27, 2012 | 1,004 | 5.82% |
| % Change | 192.03% | 61.78% |
| /neos/solvers/milp:Gurobi/GAMS.html | | |
| Jan 28, 2012 - Feb 27, 2012 | 915 | 2.94% |
| Dec 28, 2011 - Jan 27, 2012 | 109 | 0.63% |
| % Change | 739.45% | 365.03% |
| /neos/solvers/cp:PATH/AMPL.html | | |
| Jan 28, 2012 - Feb 27, 2012 | 843 | 2.71% |
| Dec 28, 2011 - Jan 27, 2012 | 1,103 | 6.39% |
| % Change | -23.57% | -57.66% |

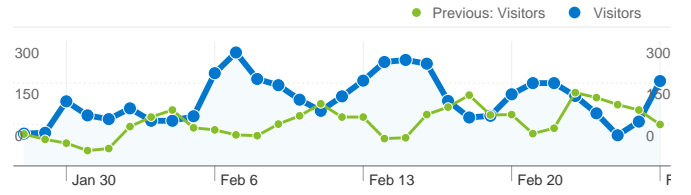
Content Overview

| Pages | Pageviews | % Pageviews |
|-------------------------------------|-----------|-------------|
| /neos/solvers/index.html | | |
| Jan 28, 2012 - Feb 27, 2012 | 6,194 | 19.88% |
| Dec 28, 2011 - Jan 27, 2012 | 4,133 | 23.95% |
| % Change | 49.87% | -16.98% |
| /neos/ | | |
| Jan 28, 2012 - Feb 27, 2012 | 6,022 | 19.33% |
| Dec 28, 2011 - Jan 27, 2012 | 4,242 | 24.58% |
| % Change | 41.96% | -21.36% |
| /neos/admin.html | | |
| Jan 28, 2012 - Feb 27, 2012 | 2,932 | 9.41% |
| Dec 28, 2011 - Jan 27, 2012 | 1,004 | 5.82% |
| % Change | 192.03% | 61.78% |
| /neos/solvers/milp:Gurobi/GAMS.html | | |
| Jan 28, 2012 - Feb 27, 2012 | 915 | 2.94% |
| Dec 28, 2011 - Jan 27, 2012 | 109 | 0.63% |
| % Change | 739.45% | 365.03% |
| /neos/solvers/cp:PATH/AMPL.html | | |
| Jan 28, 2012 - Feb 27, 2012 | 843 | 2.71% |
| Dec 28, 2011 - Jan 27, 2012 | 1,103 | 6.39% |
| % Change | -23.57% | -57.66% |

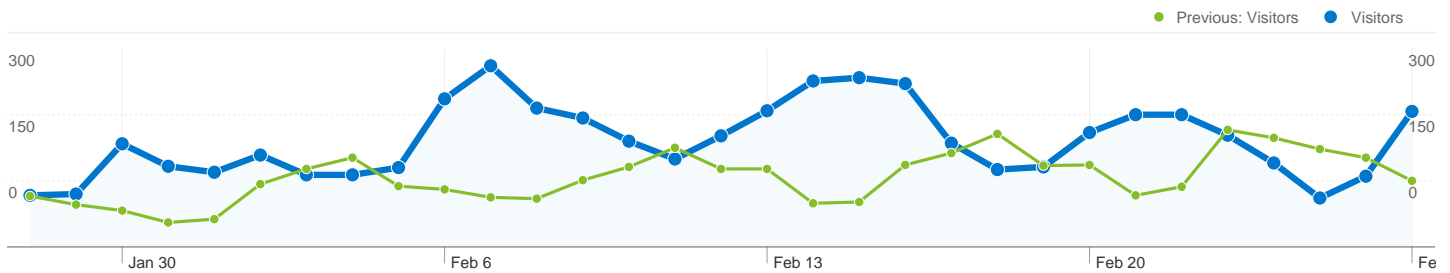
Traffic Sources Overview



Visitors Overview



Visitors
3,704




3,704 people visited this site

 **7,026 Visits**

Previous: 4,329 (62.30%)

 **3,704 Absolute Unique Visitors**

Previous: 2,454 (50.94%)

 **31,157 Pageviews**

Previous: 17,260 (80.52%)

 **4.43 Average Pageviews**

Previous: 3.99 (11.22%)

 **00:08:18 Time on Site**

Previous: 00:06:34 (26.63%)

 **43.44% Bounce Rate**

Previous: 43.34% (0.24%)

 **48.31% New Visits**

Previous: 53.13% (-9.08%)

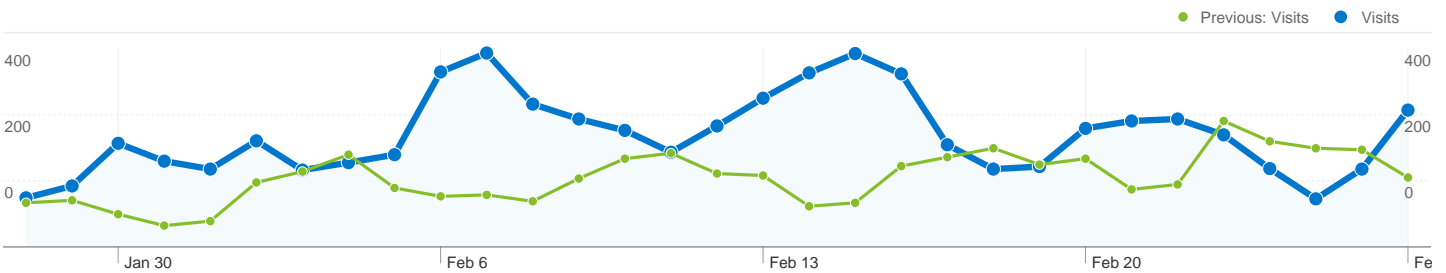
Technical Profile

| Browser | Visits | % visits |
|-----------------------------|--------|----------|
| Chrome | | |
| Jan 28, 2012 - Feb 27, 2012 | 2,274 | 32.37% |
| Dec 28, 2011 - Jan 27, 2012 | 1,444 | 33.36% |
| % Change | 57.48% | -2.97% |
| Firefox | | |
| Jan 28, 2012 - Feb 27, 2012 | 2,268 | 32.28% |
| Dec 28, 2011 - Jan 27, 2012 | 1,437 | 33.19% |
| % Change | 57.83% | -2.76% |

| Internet Explorer | | |
|-----------------------------|--------|---------|
| Jan 28, 2012 - Feb 27, 2012 | 1,679 | 23.90% |
| Dec 28, 2011 - Jan 27, 2012 | 909 | 21.00% |
| % Change | 84.71% | 13.81% |
| Safari | | |
| Jan 28, 2012 - Feb 27, 2012 | 451 | 6.42% |
| Dec 28, 2011 - Jan 27, 2012 | 350 | 8.09% |
| % Change | 28.86% | -20.61% |
| Opera | | |
| Jan 28, 2012 - Feb 27, 2012 | 163 | 2.32% |
| Dec 28, 2011 - Jan 27, 2012 | 113 | 2.61% |
| % Change | 44.25% | -11.12% |

Traffic Sources Overview

Jan 28, 2012 - Feb 27, 2012
Comparing to: Dec 28, 2011 - Jan 27, 2012



All traffic sources sent a total of 7,026 visits

28.74% Direct Traffic

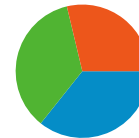
Previous: 28.76% (-0.08%)

35.54% Referring Sites

Previous: 34.07% (4.31%)

35.72% Search Engines

Previous: 37.17% (-3.88%)



- **Search Engines**
2,510.00 (35.72%)
- **Referring Sites**
2,497.00 (35.54%)
- **Direct Traffic**
2,019.00 (28.74%)

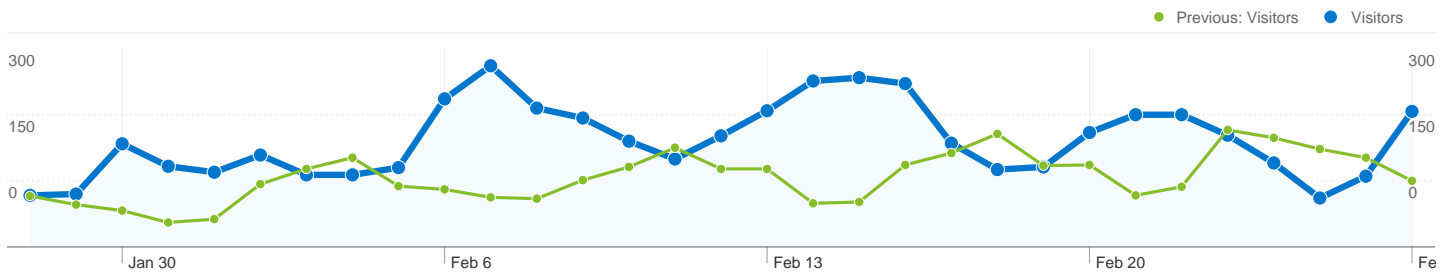
Top Traffic Sources

| Sources | Visits | % visits |
|-----------------------------|---------|----------|
| google (organic) | | |
| Jan 28, 2012 - Feb 27, 2012 | 2,412 | 34.33% |
| Dec 28, 2011 - Jan 27, 2012 | 1,558 | 35.99% |
| % Change | 54.81% | -4.61% |
| (direct) ((none)) | | |
| Jan 28, 2012 - Feb 27, 2012 | 2,019 | 28.74% |
| Dec 28, 2011 - Jan 27, 2012 | 1,245 | 28.76% |
| % Change | 62.17% | -0.08% |
| neos.mcs.anl.gov (referral) | | |
| Jan 28, 2012 - Feb 27, 2012 | 824 | 11.73% |
| Dec 28, 2011 - Jan 27, 2012 | 160 | 3.70% |
| % Change | 415.00% | 217.31% |
| neos-guide.org (referral) | | |
| Jan 28, 2012 - Feb 27, 2012 | 320 | 4.55% |
| Dec 28, 2011 - Jan 27, 2012 | 263 | 6.08% |
| % Change | 21.67% | -25.03% |
| coin-or.org (referral) | | |

| Keywords | Visits | % visits |
|-----------------------------|---------|----------|
| (not provided) | | |
| Jan 28, 2012 - Feb 27, 2012 | 512 | 20.40% |
| Dec 28, 2011 - Jan 27, 2012 | 255 | 15.85% |
| % Change | 100.78% | 28.71% |
| neos server | | |
| Jan 28, 2012 - Feb 27, 2012 | 453 | 18.05% |
| Dec 28, 2011 - Jan 27, 2012 | 468 | 29.09% |
| % Change | -3.21% | -37.95% |
| neos solver | | |
| Jan 28, 2012 - Feb 27, 2012 | 352 | 14.02% |
| Dec 28, 2011 - Jan 27, 2012 | 182 | 11.31% |
| % Change | 93.41% | 23.98% |
| neos | | |
| Jan 28, 2012 - Feb 27, 2012 | 287 | 11.43% |
| Dec 28, 2011 - Jan 27, 2012 | 173 | 10.75% |
| % Change | 65.90% | 6.35% |
| nsips | | |

| | | |
|-----------------------------|--------|--------|
| Jan 28, 2012 - Feb 27, 2012 | 227 | 3.23% |
| Dec 28, 2011 - Jan 27, 2012 | 124 | 2.86% |
| % Change | 83.06% | 12.79% |

| | | |
|-----------------------------|-----------|---------|
| Jan 28, 2012 - Feb 27, 2012 | 238 | 9.48% |
| Dec 28, 2011 - Jan 27, 2012 | 20 | 1.24% |
| % Change | 1,090.00% | 662.83% |




3,704 people visited this site

 **7,026 Visits**

Previous: 4,329 (62.30%)

 **3,704 Absolute Unique Visitors**

Previous: 2,454 (50.94%)

 **31,157 Pageviews**

Previous: 17,260 (80.52%)

 **4.43 Average Pageviews**

Previous: 3.99 (11.22%)

 **00:08:18 Time on Site**

Previous: 00:06:34 (26.63%)

 **43.44% Bounce Rate**

Previous: 43.34% (0.24%)

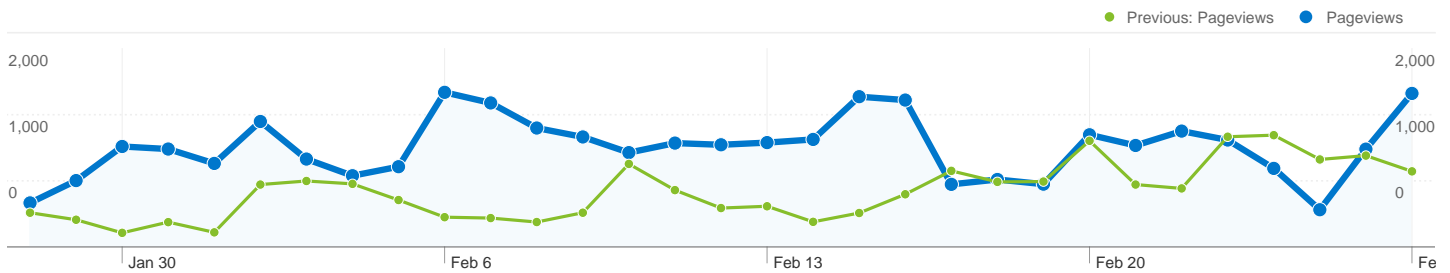
 **48.31% New Visits**

Previous: 53.13% (-9.08%)


Technical Profile

| Browser | Visits | % visits |
|-----------------------------|--------|----------|
| Chrome | | |
| Jan 28, 2012 - Feb 27, 2012 | 2,274 | 32.37% |
| Dec 28, 2011 - Jan 27, 2012 | 1,444 | 33.36% |
| % Change | 57.48% | -2.97% |
| Firefox | | |
| Jan 28, 2012 - Feb 27, 2012 | 2,268 | 32.28% |
| Dec 28, 2011 - Jan 27, 2012 | 1,437 | 33.19% |
| % Change | 57.83% | -2.76% |

| Internet Explorer | | |
|-----------------------------|--------|---------|
| Jan 28, 2012 - Feb 27, 2012 | 1,679 | 23.90% |
| Dec 28, 2011 - Jan 27, 2012 | 909 | 21.00% |
| % Change | 84.71% | 13.81% |
| Safari | | |
| Jan 28, 2012 - Feb 27, 2012 | 451 | 6.42% |
| Dec 28, 2011 - Jan 27, 2012 | 350 | 8.09% |
| % Change | 28.86% | -20.61% |
| Opera | | |
| Jan 28, 2012 - Feb 27, 2012 | 163 | 2.32% |
| Dec 28, 2011 - Jan 27, 2012 | 113 | 2.61% |
| % Change | 44.25% | -11.12% |



Pages on this site were viewed a total of 31,157 times

 **31,157 Pageviews**

Previous: 17,260 (80.52%)

 **14,583 Unique Views**

Previous: 8,454 (72.50%)

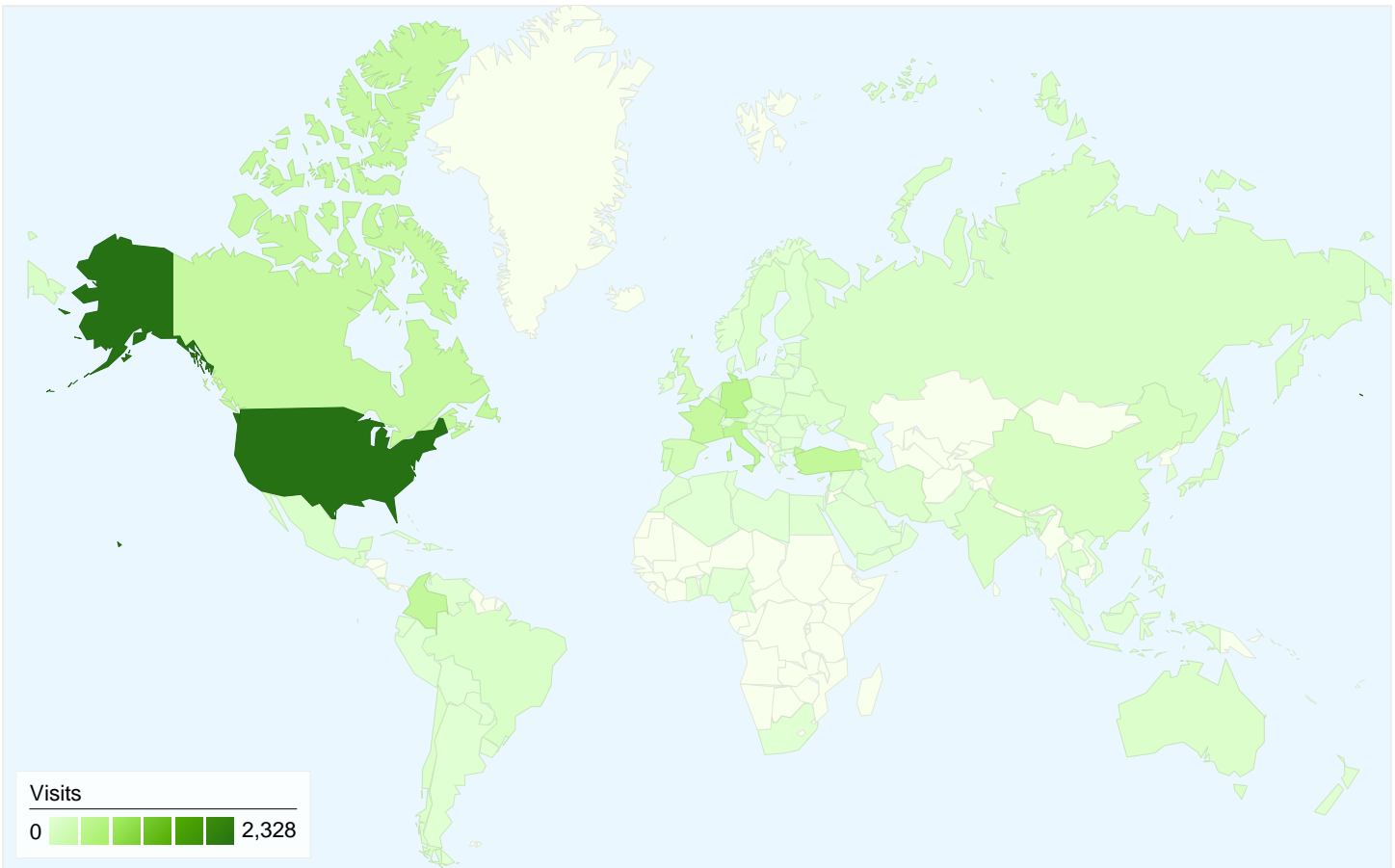
 **43.44% Bounce Rate**

Previous: 43.34% (0.24%)

Top Content

| Pages | Pageviews | % Pageviews |
|--|-----------|-------------|
| /neos/solvers/index.html | | |
| Jan 28, 2012 - Feb 27, 2012 | 6,194 | 19.88% |
| Dec 28, 2011 - Jan 27, 2012 | 4,133 | 23.95% |
| % Change | 49.87% | -16.98% |
| /neos/ | | |
| Jan 28, 2012 - Feb 27, 2012 | 6,022 | 19.33% |
| Dec 28, 2011 - Jan 27, 2012 | 4,242 | 24.58% |
| % Change | 41.96% | -21.36% |
| /neos/admin.html | | |
| Jan 28, 2012 - Feb 27, 2012 | 2,932 | 9.41% |
| Dec 28, 2011 - Jan 27, 2012 | 1,004 | 5.82% |
| % Change | 192.03% | 61.78% |
| /neos/solvers/milp:Gurobi/GAMS.html | | |
| Jan 28, 2012 - Feb 27, 2012 | 915 | 2.94% |
| Dec 28, 2011 - Jan 27, 2012 | 109 | 0.63% |
| % Change | 739.45% | 365.03% |
| /neos/solvers/cp:PATH/AMPL.html | | |

| | | |
|-----------------------------|---------|---------|
| Jan 28, 2012 - Feb 27, 2012 | 843 | 2.71% |
| Dec 28, 2011 - Jan 27, 2012 | 1,103 | 6.39% |
| % Change | -23.57% | -57.66% |

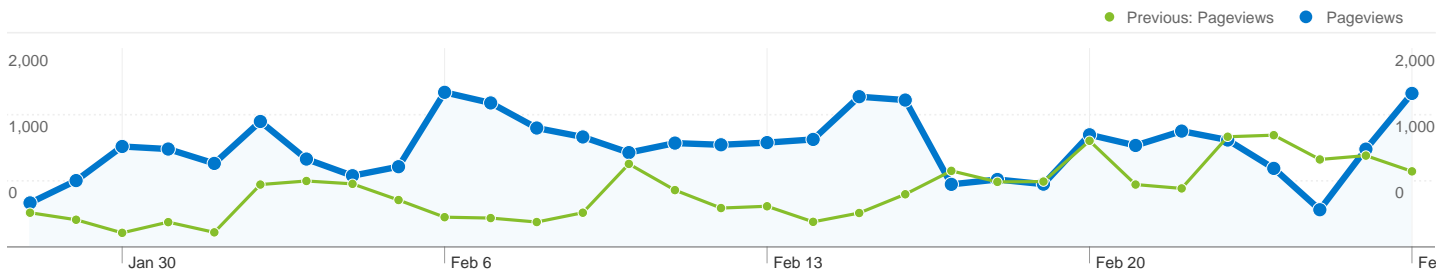


7,026 visits came from 101 countries/territories


Site Usage

| Visits | Pages/Visit | Avg. Time on Site | % New Visits | Bounce Rate | |
|--|--|--|--|---|--------------|
| 7,026 Previous: 4,329 (62.30%) | 4.43 Previous: 3.99 (11.22%) | 00:08:18 Previous: 00:06:34 (26.63%) | 48.42% Previous: 53.15% (-8.90%) | 43.44% Previous: 43.34% (0.24%) | |
| Country/Territory | Visits | Pages/Visit | Avg. Time on Site | % New Visits | Bounce Rate |
| United States | | | | | |
| January 28, 2012 - February 27, 2012 | 2,328 | 4.27 | 00:06:40 | 53.78% | 42.96% |
| December 28, 2011 - January 27, 2012 | 969 | 3.88 | 00:05:08 | 59.44% | 45.51% |
| % Change | 140.25% | 10.07% | 29.76% | -9.53% | -5.62% |
| Germany | | | | | |
| January 28, 2012 - February 27, 2012 | 493 | 2.73 | 00:04:21 | 45.44% | 62.07% |
| December 28, 2011 - January 27, 2012 | 321 | 2.24 | 00:02:45 | 57.01% | 59.50% |
| % Change | 53.58% | 21.81% | 58.27% | -20.30% | 4.31% |
| Italy | | | | | |
| January 28, 2012 - February 27, 2012 | 430 | 6.27 | 00:14:44 | 31.86% | 26.74% |

| | | | | | |
|--------------------------------------|----------------|----------------|----------------|----------------|----------------|
| December 28, 2011 - January 27, 2012 | 398 | 4.13 | 00:07:33 | 46.48% | 23.37% |
| % Change | 8.04% | 52.08% | 95.25% | -31.46% | 14.45% |
| Turkey | | | | | |
| January 28, 2012 - February 27, 2012 | 401 | 4.31 | 00:15:36 | 41.15% | 49.88% |
| December 28, 2011 - January 27, 2012 | 208 | 5.10 | 00:13:01 | 37.02% | 41.35% |
| % Change | 92.79% | -15.49% | 19.91% | 11.15% | 20.63% |
| Colombia | | | | | |
| January 28, 2012 - February 27, 2012 | 395 | 5.13 | 00:12:41 | 47.09% | 37.22% |
| December 28, 2011 - January 27, 2012 | 284 | 8.22 | 00:14:34 | 32.04% | 23.24% |
| % Change | 39.08% | -37.55% | -12.92% | 46.96% | 60.14% |
| France | | | | | |
| January 28, 2012 - February 27, 2012 | 368 | 3.59 | 00:06:58 | 33.42% | 39.40% |
| December 28, 2011 - January 27, 2012 | 175 | 3.02 | 00:03:28 | 69.14% | 42.86% |
| % Change | 110.29% | 18.66% | 101.24% | -51.66% | -8.06% |
| Canada | | | | | |
| January 28, 2012 - February 27, 2012 | 358 | 8.17 | 00:14:57 | 38.27% | 27.65% |
| December 28, 2011 - January 27, 2012 | 360 | 6.65 | 00:11:35 | 42.50% | 35.83% |
| % Change | -0.56% | 22.82% | 28.99% | -9.96% | -22.83% |
| United Kingdom | | | | | |
| January 28, 2012 - February 27, 2012 | 201 | 4.97 | 00:08:26 | 40.30% | 42.79% |
| December 28, 2011 - January 27, 2012 | 159 | 2.32 | 00:02:31 | 46.54% | 61.01% |
| % Change | 26.42% | 114.16% | 235.94% | -13.41% | -29.87% |
| Spain | | | | | |
| January 28, 2012 - February 27, 2012 | 178 | 3.88 | 00:05:19 | 56.74% | 48.31% |
| December 28, 2011 - January 27, 2012 | 149 | 3.44 | 00:05:07 | 57.72% | 36.24% |
| % Change | 19.46% | 12.97% | 3.96% | -1.69% | 33.31% |
| Portugal | | | | | |
| January 28, 2012 - February 27, 2012 | 162 | 4.62 | 00:07:27 | 35.19% | 41.98% |
| December 28, 2011 - January 27, 2012 | 30 | 2.23 | 00:02:47 | 26.67% | 46.67% |
| % Change | 440.00% | 106.74% | 168.14% | 31.94% | -10.05% |
| 1 - 10 of 101 | | | | | |



Pages on this site were viewed a total of 31,157 times

 **31,157 Pageviews**

Previous: 17,260 (80.52%)

 **14,583 Unique Views**

Previous: 8,454 (72.50%)

 **43.44% Bounce Rate**

Previous: 43.34% (0.24%)

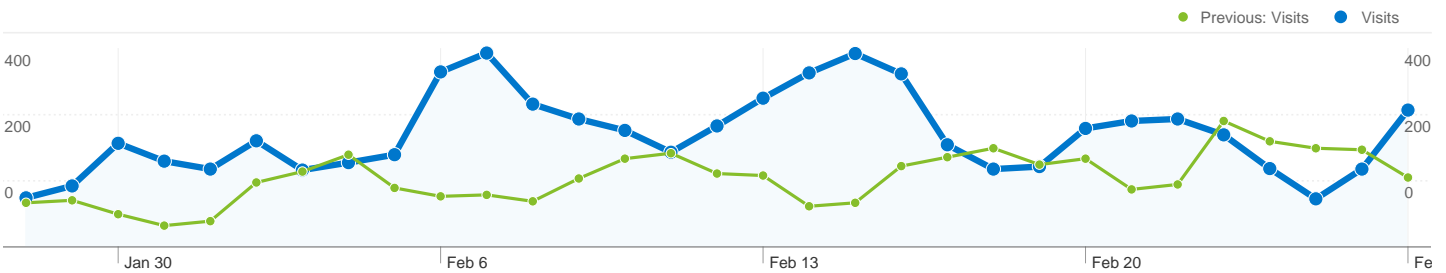
Top Content

| Pages | Pageviews | % Pageviews |
|--|-----------|-------------|
| /neos/solvers/index.html | | |
| Jan 28, 2012 - Feb 27, 2012 | 6,194 | 19.88% |
| Dec 28, 2011 - Jan 27, 2012 | 4,133 | 23.95% |
| % Change | 49.87% | -16.98% |
| /neos/ | | |
| Jan 28, 2012 - Feb 27, 2012 | 6,022 | 19.33% |
| Dec 28, 2011 - Jan 27, 2012 | 4,242 | 24.58% |
| % Change | 41.96% | -21.36% |
| /neos/admin.html | | |
| Jan 28, 2012 - Feb 27, 2012 | 2,932 | 9.41% |
| Dec 28, 2011 - Jan 27, 2012 | 1,004 | 5.82% |
| % Change | 192.03% | 61.78% |
| /neos/solvers/milp:Gurobi/GAMS.html | | |
| Jan 28, 2012 - Feb 27, 2012 | 915 | 2.94% |
| Dec 28, 2011 - Jan 27, 2012 | 109 | 0.63% |
| % Change | 739.45% | 365.03% |
| /neos/solvers/cp:PATH/AMPL.html | | |

| | | |
|-----------------------------|---------|---------|
| Jan 28, 2012 - Feb 27, 2012 | 843 | 2.71% |
| Dec 28, 2011 - Jan 27, 2012 | 1,103 | 6.39% |
| % Change | -23.57% | -57.66% |

Traffic Sources Overview

Jan 28, 2012 - Feb 27, 2012
Comparing to: Dec 28, 2011 - Jan 27, 2012



All traffic sources sent a total of 7,026 visits

28.74% Direct Traffic

Previous: 28.76% (-0.08%)

35.54% Referring Sites

Previous: 34.07% (4.31%)

35.72% Search Engines

Previous: 37.17% (-3.88%)



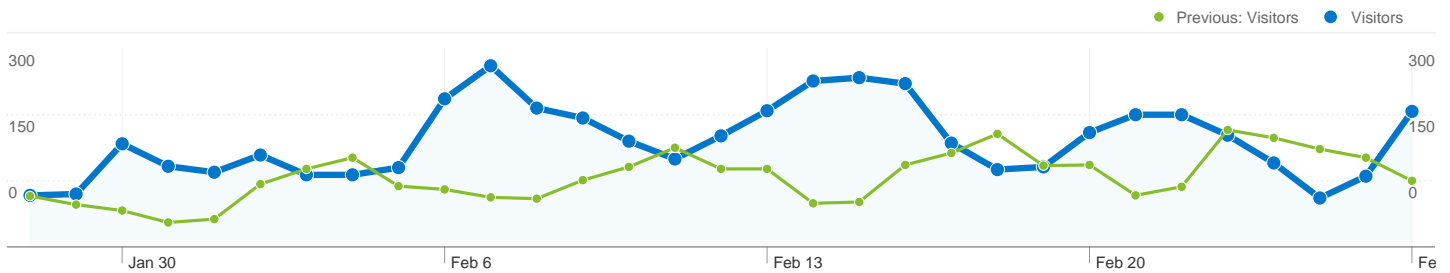
- **Search Engines**
2,510.00 (35.72%)
- **Referring Sites**
2,497.00 (35.54%)
- **Direct Traffic**
2,019.00 (28.74%)

Top Traffic Sources

| Sources | Visits | % visits | Keywords | Visits | % visits |
|-----------------------------|---------|----------|-----------------------------|---------|----------|
| google (organic) | | | (not provided) | | |
| Jan 28, 2012 - Feb 27, 2012 | 2,412 | 34.33% | Jan 28, 2012 - Feb 27, 2012 | 512 | 20.40% |
| Dec 28, 2011 - Jan 27, 2012 | 1,558 | 35.99% | Dec 28, 2011 - Jan 27, 2012 | 255 | 15.85% |
| % Change | 54.81% | -4.61% | % Change | 100.78% | 28.71% |
| (direct) ((none)) | | | neos server | | |
| Jan 28, 2012 - Feb 27, 2012 | 2,019 | 28.74% | Jan 28, 2012 - Feb 27, 2012 | 453 | 18.05% |
| Dec 28, 2011 - Jan 27, 2012 | 1,245 | 28.76% | Dec 28, 2011 - Jan 27, 2012 | 468 | 29.09% |
| % Change | 62.17% | -0.08% | % Change | -3.21% | -37.95% |
| neos.mcs.anl.gov (referral) | | | neos solver | | |
| Jan 28, 2012 - Feb 27, 2012 | 824 | 11.73% | Jan 28, 2012 - Feb 27, 2012 | 352 | 14.02% |
| Dec 28, 2011 - Jan 27, 2012 | 160 | 3.70% | Dec 28, 2011 - Jan 27, 2012 | 182 | 11.31% |
| % Change | 415.00% | 217.31% | % Change | 93.41% | 23.98% |
| neos-guide.org (referral) | | | neos | | |
| Jan 28, 2012 - Feb 27, 2012 | 320 | 4.55% | Jan 28, 2012 - Feb 27, 2012 | 287 | 11.43% |
| Dec 28, 2011 - Jan 27, 2012 | 263 | 6.08% | Dec 28, 2011 - Jan 27, 2012 | 173 | 10.75% |
| % Change | 21.67% | -25.03% | % Change | 65.90% | 6.35% |
| coin-or.org (referral) | | | nsips | | |

| | | |
|-----------------------------|--------|--------|
| Jan 28, 2012 - Feb 27, 2012 | 227 | 3.23% |
| Dec 28, 2011 - Jan 27, 2012 | 124 | 2.86% |
| % Change | 83.06% | 12.79% |

| | | |
|-----------------------------|-----------|---------|
| Jan 28, 2012 - Feb 27, 2012 | 238 | 9.48% |
| Dec 28, 2011 - Jan 27, 2012 | 20 | 1.24% |
| % Change | 1,090.00% | 662.83% |




3,704 people visited this site

 **7,026** Visits

Previous: 4,329 (62.30%)

 **3,704** Absolute Unique Visitors

Previous: 2,454 (50.94%)

 **31,157** Pageviews

Previous: 17,260 (80.52%)

 **4.43** Average Pageviews

Previous: 3.99 (11.22%)

 **00:08:18** Time on Site

Previous: 00:06:34 (26.63%)

 **43.44%** Bounce Rate

Previous: 43.34% (0.24%)

 **48.31%** New Visits

Previous: 53.13% (-9.08%)

Technical Profile

| Browser | Visits | % visits |
|-----------------------------|--------|----------|
| Chrome | | |
| Jan 28, 2012 - Feb 27, 2012 | 2,274 | 32.37% |
| Dec 28, 2011 - Jan 27, 2012 | 1,444 | 33.36% |
| % Change | 57.48% | -2.97% |
| Firefox | | |
| Jan 28, 2012 - Feb 27, 2012 | 2,268 | 32.28% |
| Dec 28, 2011 - Jan 27, 2012 | 1,437 | 33.19% |
| % Change | 57.83% | -2.76% |

| Internet Explorer | | |
|-----------------------------|--------|---------|
| Jan 28, 2012 - Feb 27, 2012 | 1,679 | 23.90% |
| Dec 28, 2011 - Jan 27, 2012 | 909 | 21.00% |
| % Change | 84.71% | 13.81% |
| Safari | | |
| Jan 28, 2012 - Feb 27, 2012 | 451 | 6.42% |
| Dec 28, 2011 - Jan 27, 2012 | 350 | 8.09% |
| % Change | 28.86% | -20.61% |
| Opera | | |
| Jan 28, 2012 - Feb 27, 2012 | 163 | 2.32% |
| Dec 28, 2011 - Jan 27, 2012 | 113 | 2.61% |
| % Change | 44.25% | -11.12% |