

My Dashboard

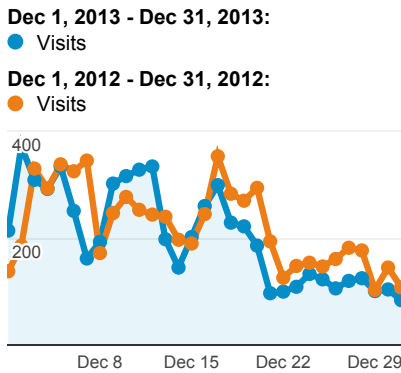
Dec 1, 2013 - Dec 31, 2013
Compare to: Dec 1, 2012 - Dec 31, 2012

All Visits
+0.00%

Visits



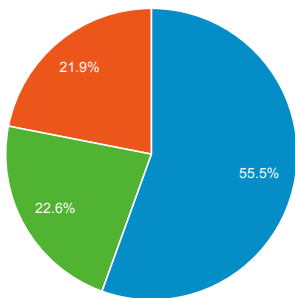
Visits and Visits



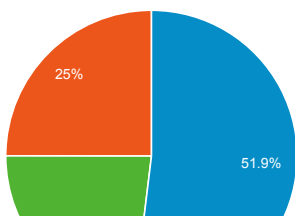
Visits by Traffic Type

organic direct referral

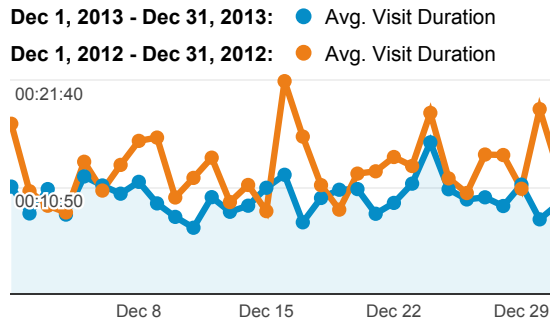
Dec 1, 2013 - Dec 31, 2013



Dec 1, 2012 - Dec 31, 2012



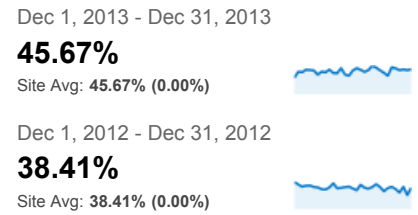
Avg. Visit Duration



Visits and Avg. Visit Duration by Country / Territory

Country / Territory	Visits	Avg. Visit Duration
United States		
Dec 1, 2013 - Dec 31, 2013	1,872	00:10:33
Dec 1, 2012 - Dec 31, 2012	1,530	00:10:07
% Change	22.35%	4.25%
Spain		
Dec 1, 2013 - Dec 31, 2013	455	00:09:56
Dec 1, 2012 - Dec 31, 2012	381	00:11:12
% Change	19.42%	-11.33%
Colombia		
Dec 1, 2013 - Dec 31, 2013	392	00:19:36
Dec 1, 2012 - Dec 31, 2012	455	00:25:58
% Change	-13.85%	-24.52%
Germany		
Dec 1, 2013 - Dec 31, 2013	392	00:04:41
Dec 1, 2012 - Dec 31, 2012	300	00:10:58
% Change	30.67%	-57.29%
France		
Dec 1, 2013 - Dec 31, 2013	262	00:10:41
Dec 1, 2012 - Dec 31, 2012	262	00:10:41
% Change	0.00%	0.00%

% New Visits



Unique Visitors



Pageviews



Pages / Visit



Avg. Time on Page



23.1%

Dec 1, 2012 - Dec 31, 2012

299

00:07:50

% Change**-12.37%****36.29%**

Italy

Dec 1, 2013 - Dec 31, 2013

262

00:07:25

Dec 1, 2012 - Dec 31, 2012

122

00:07:09

% Change**114.75%****3.82%**

United Kingdom

Dec 1, 2013 - Dec 31, 2013

188

00:10:44

Dec 1, 2012 - Dec 31, 2012

300

00:14:57

% Change**-37.33%****-28.22%**

Canada

Dec 1, 2013 - Dec 31, 2013

174

00:06:07

Dec 1, 2012 - Dec 31, 2012

232

00:09:57

% Change**-25.00%****-38.51%**

Iran

Dec 1, 2013 - Dec 31, 2013

163

00:11:45

Dec 1, 2012 - Dec 31, 2012

110

00:12:03

% Change**48.18%****-2.46%**

Portugal

Dec 1, 2013 - Dec 31, 2013

163

00:21:20

Dec 1, 2012 - Dec 31, 2012

309

00:12:26

% Change**-47.25%****71.55%**

Visits and Pageviews by Mobile

Mobile (Including Tablet)	Visits	Pageviews
No		
Dec 1, 2013 - Dec 31, 2013	6,069	31,170
Dec 1, 2012 - Dec 31, 2012	6,727	40,357
% Change	-9.78%	-22.76%
Yes		
Dec 1, 2013 - Dec 31, 2013	281	434
Dec 1, 2012 - Dec 31, 2012	138	216
% Change	103.62%	100.93%