


**Site Usage**

 **4,252 Visits**

Previous: 1,730 (145.78%)

 **43.51% Bounce Rate**


Previous: 53.76% (-19.06%)

 **16,670 Pageviews**

Previous: 5,192 (221.07%)

 **00:06:23 Avg. Time on Site**

Previous: 00:05:14 (21.99%)

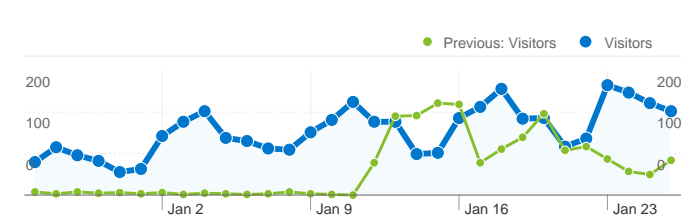
 **3.92 Pages/Visit**

Previous: 3.00 (30.63%)

 **53.50% % New Visits**

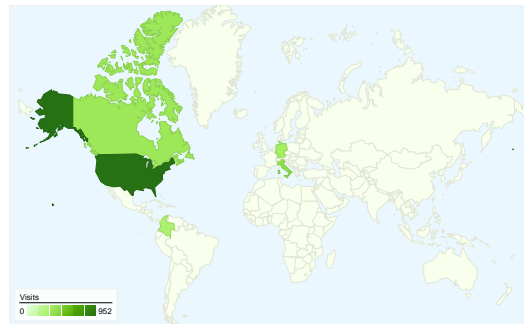
Previous: 57.23% (-6.50%)

**Visitors Overview**

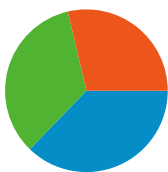


**Visitors**  
**2,474**

**Map Overlay**

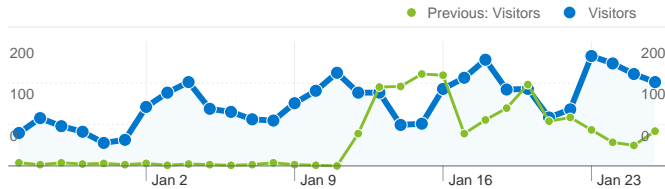


**Traffic Sources Overview**



- **Search Engines**  
1,584.00 (37.25%)
- **Referring Sites**  
1,449.00 (34.08%)
- **Direct Traffic**  
1,219.00 (28.67%)

## Visitors Overview



**Visitors**  
**2,474**

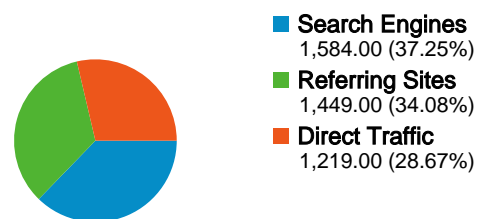
## Content Overview

Pages	Pageviews	% Pageviews
/neos/		
Dec 27, 2011 - Jan 26, 2012	4,202	25.21%
Nov 26, 2011 - Dec 26, 2011	1,938	37.33%
% Change	116.82%	-32.47%
/neos/solvers/index.html		
Dec 27, 2011 - Jan 26, 2012	4,024	24.14%
Nov 26, 2011 - Dec 26, 2011	748	14.41%
% Change	437.97%	67.55%
/neos/solvers/cp:PATH/AMPL.html		
Dec 27, 2011 - Jan 26, 2012	1,153	6.92%
Nov 26, 2011 - Dec 26, 2011	797	15.35%
% Change	44.67%	-54.94%
/neos/admin.html		
Dec 27, 2011 - Jan 26, 2012	848	5.09%
Nov 26, 2011 - Dec 26, 2011	410	7.90%
% Change	106.83%	-35.58%
/neos/solvers/co:concorde/TSP.html		
Dec 27, 2011 - Jan 26, 2012	351	2.11%
Nov 26, 2011 - Dec 26, 2011	59	1.14%
% Change	494.92%	85.29%

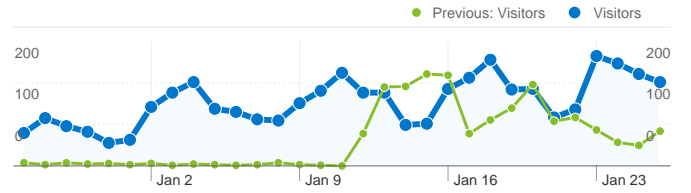
## Content Overview

Pages	Pageviews	% Pageviews
/neos/		
Dec 27, 2011 - Jan 26, 2012	4,202	25.21%
Nov 26, 2011 - Dec 26, 2011	1,938	37.33%
% Change	116.82%	-32.47%
/neos/solvers/index.html		
Dec 27, 2011 - Jan 26, 2012	4,024	24.14%
Nov 26, 2011 - Dec 26, 2011	748	14.41%
% Change	437.97%	67.55%
/neos/solvers/cp:PATH/AMPL.html		
Dec 27, 2011 - Jan 26, 2012	1,153	6.92%
Nov 26, 2011 - Dec 26, 2011	797	15.35%
% Change	44.67%	-54.94%
/neos/admin.html		
Dec 27, 2011 - Jan 26, 2012	848	5.09%
Nov 26, 2011 - Dec 26, 2011	410	7.90%
% Change	106.83%	-35.58%
/neos/solvers/co:concorde/TSP.html		
Dec 27, 2011 - Jan 26, 2012	351	2.11%
Nov 26, 2011 - Dec 26, 2011	59	1.14%
% Change	494.92%	85.29%

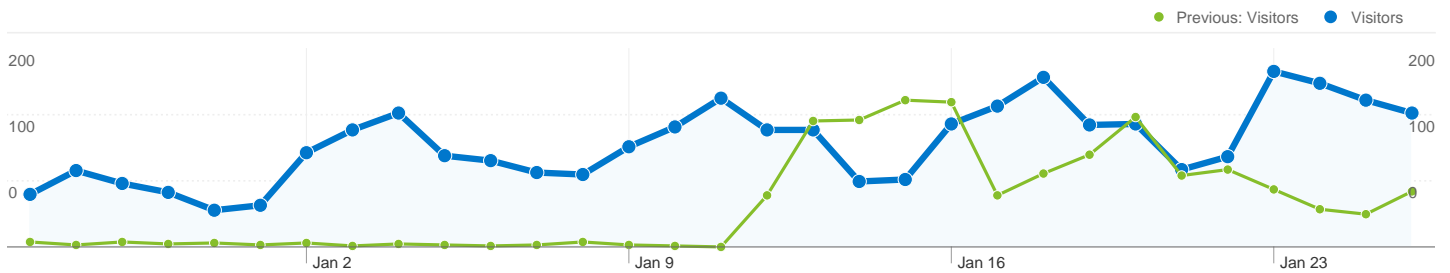
## Traffic Sources Overview



## Visitors Overview



**Visitors**  
**2,474**



## 2,474 people visited this site

 **4,252 Visits**

Previous: 1,730 (145.78%)

 **2,474 Absolute Unique Visitors**

Previous: 1,035 (139.03%)

 **16,670 Pageviews**

Previous: 5,192 (221.07%)

 **3.92 Average Pageviews**


Previous: 3.00 (30.63%)

 **00:06:23 Time on Site**

Previous: 00:05:14 (21.99%)

 **43.51% Bounce Rate**

Previous: 53.76% (-19.06%)

 **53.50% New Visits**

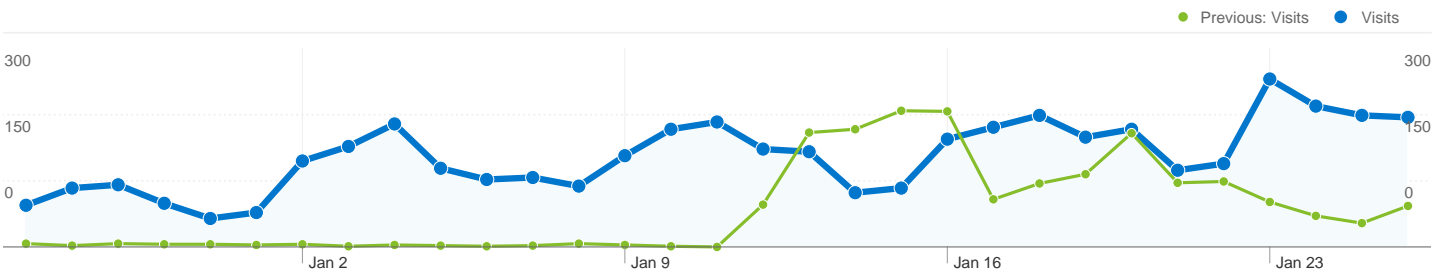
Previous: 57.23% (-6.50%)

## Technical Profile

Browser	Visits	% visits
<b>Firefox</b>		
Dec 27, 2011 - Jan 26, 2012	1,425	33.51%
Nov 26, 2011 - Dec 26, 2011	522	30.17%
% Change	172.99%	11.07%
<b>Chrome</b>		
Dec 27, 2011 - Jan 26, 2012	1,417	33.33%
Nov 26, 2011 - Dec 26, 2011	526	30.40%
% Change	169.39%	9.61%

Internet Explorer		
Dec 27, 2011 - Jan 26, 2012	886	20.84%
Nov 26, 2011 - Dec 26, 2011	361	20.87%
% Change	145.43%	-0.14%
Safari		
Dec 27, 2011 - Jan 26, 2012	345	8.11%
Nov 26, 2011 - Dec 26, 2011	224	12.95%
% Change	54.02%	-37.34%
Opera		
Dec 27, 2011 - Jan 26, 2012	109	2.56%
Nov 26, 2011 - Dec 26, 2011	85	4.91%
% Change	28.24%	-47.83%

# Traffic Sources Overview



All traffic sources sent a total of 4,252 visits

**28.67% Direct Traffic**

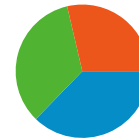
Previous: 36.42% (-21.27%)

**34.08% Referring Sites**

Previous: 29.60% (15.15%)

**37.25% Search Engines**

Previous: 33.99% (9.61%)



- **Search Engines**  
1,584.00 (37.25%)
- **Referring Sites**  
1,449.00 (34.08%)
- **Direct Traffic**  
1,219.00 (28.67%)

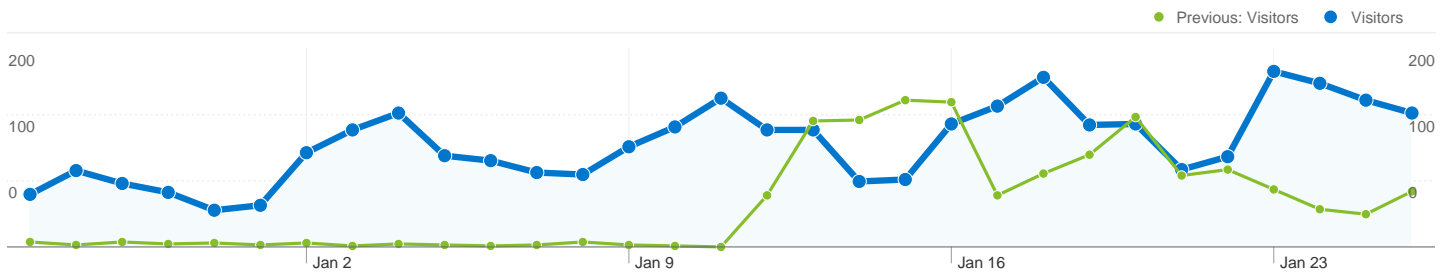
## Top Traffic Sources

Sources	Visits	% visits
google (organic)		
Dec 27, 2011 - Jan 26, 2012	1,533	36.05%
Nov 26, 2011 - Dec 26, 2011	571	33.01%
% Change	168.48%	9.23%
(direct) ((none))		
Dec 27, 2011 - Jan 26, 2012	1,219	28.67%
Nov 26, 2011 - Dec 26, 2011	630	36.42%
% Change	93.49%	-21.27%
neos-guide.org (referral)		
Dec 27, 2011 - Jan 26, 2012	259	6.09%
Nov 26, 2011 - Dec 26, 2011	118	6.82%
% Change	119.49%	-10.70%
neos.mcs.anl.gov (referral)		
Dec 27, 2011 - Jan 26, 2012	155	3.65%
Nov 26, 2011 - Dec 26, 2011	39	2.25%
% Change	297.44%	61.70%
coin-or.org (referral)		

Keywords	Visits	% visits
neos server		
Dec 27, 2011 - Jan 26, 2012	472	29.80%
Nov 26, 2011 - Dec 26, 2011	178	30.27%
% Change	165.17%	-1.57%
(not provided)		
Dec 27, 2011 - Jan 26, 2012	248	15.66%
Nov 26, 2011 - Dec 26, 2011	126	21.43%
% Change	96.83%	-26.94%
neos		
Dec 27, 2011 - Jan 26, 2012	175	11.05%
Nov 26, 2011 - Dec 26, 2011	99	16.84%
% Change	76.77%	-34.38%
neos solver		
Dec 27, 2011 - Jan 26, 2012	171	10.80%
Nov 26, 2011 - Dec 26, 2011	39	6.63%
% Change	338.46%	62.76%
neos optimization		

Dec 27, 2011 - Jan 26, 2012	116	2.73%
Nov 26, 2011 - Dec 26, 2011	1	0.06%
% Change	11,500.00%	4,619.66%

Dec 27, 2011 - Jan 26, 2012	90	5.68%
Nov 26, 2011 - Dec 26, 2011	18	3.06%
% Change	400.00%	85.61%



## 2,474 people visited this site

 **4,252 Visits**

Previous: 1,730 (145.78%)

 **2,474 Absolute Unique Visitors**

Previous: 1,035 (139.03%)

 **16,670 Pageviews**

Previous: 5,192 (221.07%)

 **3.92 Average Pageviews**


Previous: 3.00 (30.63%)

 **00:06:23 Time on Site**

Previous: 00:05:14 (21.99%)

 **43.51% Bounce Rate**

Previous: 53.76% (-19.06%)

 **53.50% New Visits**

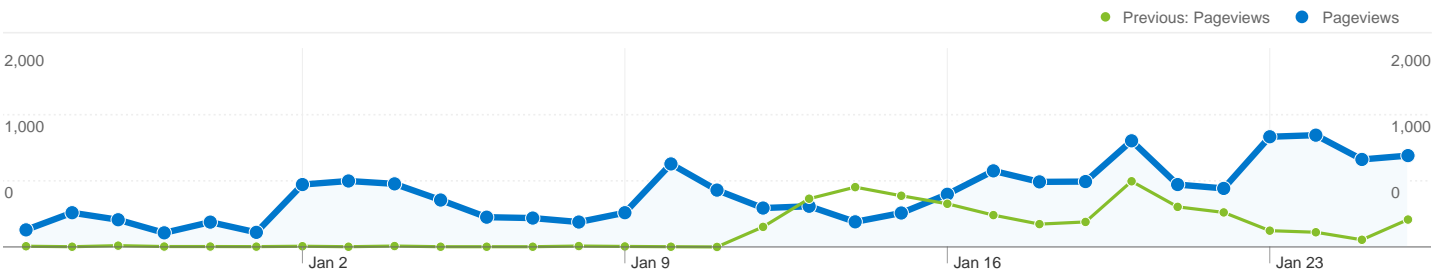
Previous: 57.23% (-6.50%)

## Technical Profile

Browser	Visits	% visits
<b>Firefox</b>		
Dec 27, 2011 - Jan 26, 2012	1,425	33.51%
Nov 26, 2011 - Dec 26, 2011	522	30.17%
% Change	172.99%	11.07%
<b>Chrome</b>		
Dec 27, 2011 - Jan 26, 2012	1,417	33.33%
Nov 26, 2011 - Dec 26, 2011	526	30.40%
% Change	169.39%	9.61%



Internet Explorer		
Dec 27, 2011 - Jan 26, 2012	886	20.84%
Nov 26, 2011 - Dec 26, 2011	361	20.87%
% Change	145.43%	-0.14%
Safari		
Dec 27, 2011 - Jan 26, 2012	345	8.11%
Nov 26, 2011 - Dec 26, 2011	224	12.95%
% Change	54.02%	-37.34%
Opera		
Dec 27, 2011 - Jan 26, 2012	109	2.56%
Nov 26, 2011 - Dec 26, 2011	85	4.91%
% Change	28.24%	-47.83%



## Pages on this site were viewed a total of 16,670 times

 **16,670 Pageviews**

Previous: 5,192 (221.07%)

 **8,256 Unique Views**

Previous: 2,638 (212.96%)

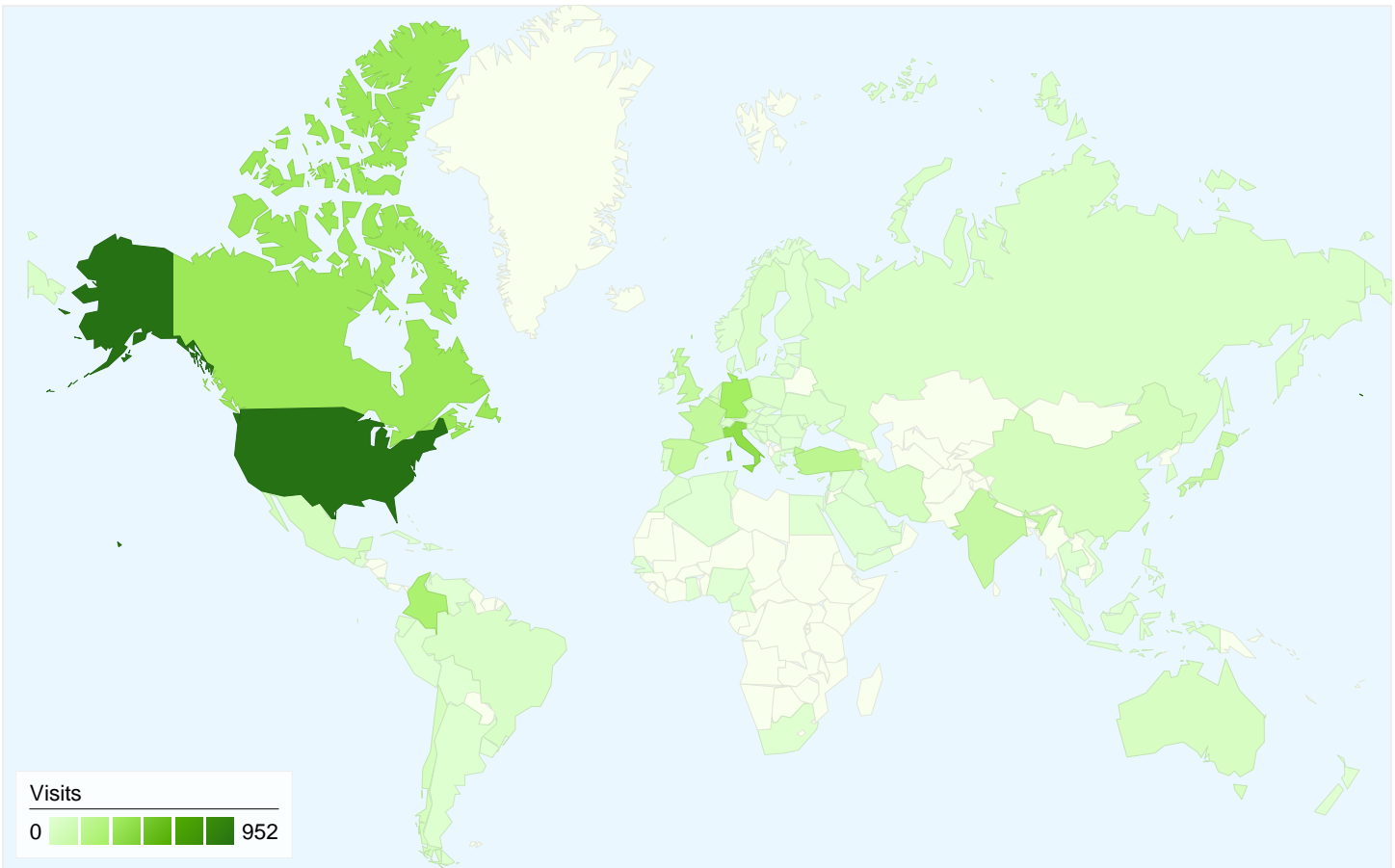
 **43.51% Bounce Rate**

Previous: 53.76% (-19.06%)

## Top Content

Pages	Pageviews	% Pageviews
<b>/neos/</b>		
Dec 27, 2011 - Jan 26, 2012	4,202	25.21%
Nov 26, 2011 - Dec 26, 2011	1,938	37.33%
% Change	116.82%	-32.47%
<b>/neos/solvers/index.html</b>		
Dec 27, 2011 - Jan 26, 2012	4,024	24.14%
Nov 26, 2011 - Dec 26, 2011	748	14.41%
% Change	437.97%	67.55%
<b>/neos/solvers/cp:PATH/AMPL.html</b>		
Dec 27, 2011 - Jan 26, 2012	1,153	6.92%
Nov 26, 2011 - Dec 26, 2011	797	15.35%
% Change	44.67%	-54.94%
<b>/neos/admin.html</b>		
Dec 27, 2011 - Jan 26, 2012	848	5.09%
Nov 26, 2011 - Dec 26, 2011	410	7.90%
% Change	106.83%	-35.58%
<b>/neos/solvers/co:concorde/TSP.html</b>		

Dec 27, 2011 - Jan 26, 2012	351	2.11%
Nov 26, 2011 - Dec 26, 2011	59	1.14%
% Change	494.92%	85.29%

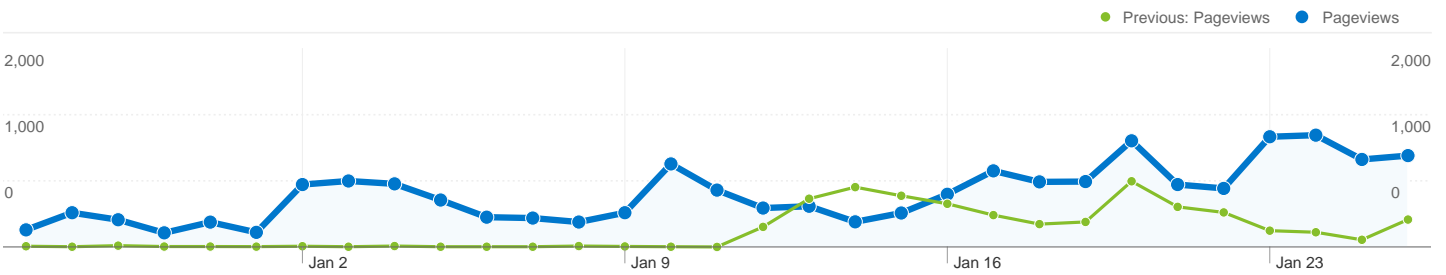


**4,252 visits came from 87 countries/territories**


Site Usage


Visits	Pages/Visit	Avg. Time on Site	% New Visits	Bounce Rate	
<b>4,252</b> Previous: 1,730 (145.78%)	<b>3.92</b> Previous: 3.00 (30.63%)	<b>00:06:23</b> Previous: 00:05:14 (21.99%)	<b>53.53%</b> Previous: 57.40% (-6.74%)	<b>43.51%</b> Previous: 53.76% (-19.06%)	
Country/Territory	Visits	Pages/Visit	Avg. Time on Site	% New Visits	Bounce Rate
<b>United States</b>					
December 27, 2011 - January 26, 2012	<b>952</b>	3.83	00:04:59	59.66%	45.69%
November 26, 2011 - December 26, 2011	<b>519</b>	2.59	00:05:46	53.95%	52.41%
% Change	<b>83.43%</b>	48.11%	<b>-13.75%</b>	10.59%	-12.81%
<b>Italy</b>					
December 27, 2011 - January 26, 2012	<b>400</b>	4.11	00:07:33	46.75%	23.75%
November 26, 2011 - December 26, 2011	<b>143</b>	1.93	00:03:11	51.75%	64.34%
% Change	<b>179.72%</b>	112.82%	136.55%	<b>-9.66%</b>	-63.08%
<b>Canada</b>					
December 27, 2011 - January 26, 2012	<b>354</b>	6.88	00:11:58	42.66%	34.46%


November 26, 2011 - December 26, 2011	<b>104</b>	9.62	00:16:03	50.00%	40.38%
% Change	<b>240.38%</b>	<b>-28.49%</b>	<b>-25.52%</b>	<b>-14.69%</b>	<b>-14.66%</b>
Germany					
December 27, 2011 - January 26, 2012	<b>323</b>	2.18	00:02:39	57.59%	59.13%
November 26, 2011 - December 26, 2011	<b>144</b>	1.67	00:01:21	50.00%	70.83%
% Change	<b>124.31%</b>	30.23%	95.83%	15.17%	-16.52%
Colombia					
December 27, 2011 - January 26, 2012	<b>282</b>	8.10	00:14:10	32.62%	23.76%
November 26, 2011 - December 26, 2011	<b>85</b>	2.53	00:05:24	45.88%	60.00%
% Change	<b>231.76%</b>	220.20%	162.58%	<b>-28.90%</b>	<b>-60.40%</b>
Turkey					
December 27, 2011 - January 26, 2012	<b>192</b>	4.41	00:10:58	38.02%	39.06%
November 26, 2011 - December 26, 2011	<b>31</b>	3.90	00:05:45	54.84%	41.94%
% Change	<b>519.35%</b>	13.02%	90.62%	<b>-30.67%</b>	<b>-6.85%</b>
France					
December 27, 2011 - January 26, 2012	<b>160</b>	2.94	00:03:01	71.25%	43.75%
November 26, 2011 - December 26, 2011	<b>56</b>	2.54	00:02:14	69.64%	51.79%
% Change	<b>185.71%</b>	15.85%	35.13%	2.31%	-15.52%
United Kingdom					
December 27, 2011 - January 26, 2012	<b>154</b>	2.34	00:02:35	46.75%	61.04%
November 26, 2011 - December 26, 2011	<b>47</b>	2.66	00:04:36	63.83%	40.43%
% Change	<b>227.66%</b>	<b>-11.86%</b>	<b>-43.62%</b>	<b>-26.75%</b>	<b>50.99%</b>
Spain					
December 27, 2011 - January 26, 2012	<b>149</b>	3.42	00:05:08	57.72%	36.91%
November 26, 2011 - December 26, 2011	<b>70</b>	2.23	00:02:55	67.14%	51.43%
% Change	<b>112.86%</b>	53.59%	75.47%	<b>-14.04%</b>	<b>-28.23%</b>
India					
December 27, 2011 - January 26, 2012	<b>140</b>	2.49	00:04:30	75.71%	45.71%
November 26, 2011 - December 26, 2011	<b>18</b>	1.61	00:01:18	100.00%	66.67%
% Change	<b>677.78%</b>	54.29%	244.46%	<b>-24.29%</b>	<b>-31.43%</b>
1 - 10 of 87					



**Pages on this site were viewed a total of 16,670 times**

 **16,670 Pageviews**  
Previous: 5,192 (221.07%)

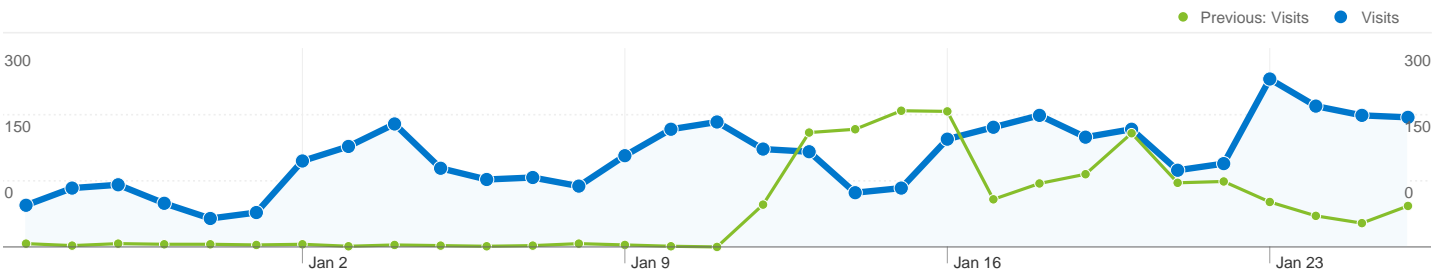
 **8,256 Unique Views**  
Previous: 2,638 (212.96%)

 **43.51% Bounce Rate**  
Previous: 53.76% (-19.06%)

## Top Content

Pages	Pageviews	% Pageviews
<b>/neos/</b>		
Dec 27, 2011 - Jan 26, 2012	4,202	25.21%
Nov 26, 2011 - Dec 26, 2011	1,938	37.33%
% Change	116.82%	-32.47%
<b>/neos/solvers/index.html</b>		
Dec 27, 2011 - Jan 26, 2012	4,024	24.14%
Nov 26, 2011 - Dec 26, 2011	748	14.41%
% Change	437.97%	67.55%
<b>/neos/solvers/cp:PATH/AMPL.html</b>		
Dec 27, 2011 - Jan 26, 2012	1,153	6.92%
Nov 26, 2011 - Dec 26, 2011	797	15.35%
% Change	44.67%	-54.94%
<b>/neos/admin.html</b>		
Dec 27, 2011 - Jan 26, 2012	848	5.09%
Nov 26, 2011 - Dec 26, 2011	410	7.90%
% Change	106.83%	-35.58%
<b>/neos/solvers/co:concorde/TSP.html</b>		

Dec 27, 2011 - Jan 26, 2012	351	2.11%
Nov 26, 2011 - Dec 26, 2011	59	1.14%
% Change	494.92%	85.29%



## All traffic sources sent a total of 4,252 visits

### 28.67% Direct Traffic

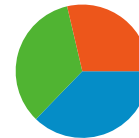
Previous: 36.42% (-21.27%)

### 34.08% Referring Sites

Previous: 29.60% (15.15%)

### 37.25% Search Engines

Previous: 33.99% (9.61%)



- **Search Engines**  
1,584.00 (37.25%)
- **Referring Sites**  
1,449.00 (34.08%)
- **Direct Traffic**  
1,219.00 (28.67%)

## Top Traffic Sources

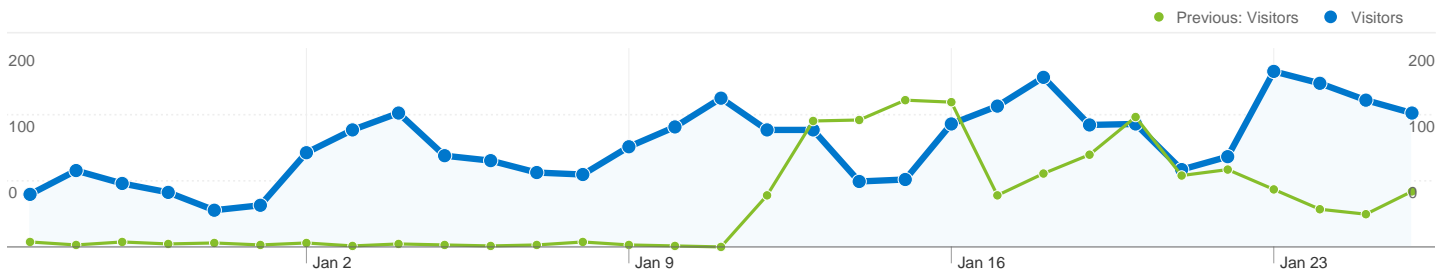
Sources	Visits	% visits
google (organic)		
Dec 27, 2011 - Jan 26, 2012	1,533	36.05%
Nov 26, 2011 - Dec 26, 2011	571	33.01%
% Change	168.48%	9.23%
(direct) ((none))		
Dec 27, 2011 - Jan 26, 2012	1,219	28.67%
Nov 26, 2011 - Dec 26, 2011	630	36.42%
% Change	93.49%	-21.27%
neos-guide.org (referral)		
Dec 27, 2011 - Jan 26, 2012	259	6.09%
Nov 26, 2011 - Dec 26, 2011	118	6.82%
% Change	119.49%	-10.70%
neos.mcs.anl.gov (referral)		
Dec 27, 2011 - Jan 26, 2012	155	3.65%
Nov 26, 2011 - Dec 26, 2011	39	2.25%
% Change	297.44%	61.70%
coin-or.org (referral)		

Keywords	Visits	% visits
neos server		
Dec 27, 2011 - Jan 26, 2012	472	29.80%
Nov 26, 2011 - Dec 26, 2011	178	30.27%
% Change	165.17%	-1.57%
(not provided)		
Dec 27, 2011 - Jan 26, 2012	248	15.66%
Nov 26, 2011 - Dec 26, 2011	126	21.43%
% Change	96.83%	-26.94%
neos		
Dec 27, 2011 - Jan 26, 2012	175	11.05%
Nov 26, 2011 - Dec 26, 2011	99	16.84%
% Change	76.77%	-34.38%
neos solver		
Dec 27, 2011 - Jan 26, 2012	171	10.80%
Nov 26, 2011 - Dec 26, 2011	39	6.63%
% Change	338.46%	62.76%
neos optimization		



Dec 27, 2011 - Jan 26, 2012	116	2.73%
Nov 26, 2011 - Dec 26, 2011	1	0.06%
% Change	11,500.00%	4,619.66%

Dec 27, 2011 - Jan 26, 2012	90	5.68%
Nov 26, 2011 - Dec 26, 2011	18	3.06%
% Change	400.00%	85.61%



## 2,474 people visited this site

 **4,252 Visits**

Previous: 1,730 (145.78%)

 **2,474 Absolute Unique Visitors**

Previous: 1,035 (139.03%)

 **16,670 Pageviews**

Previous: 5,192 (221.07%)

 **3.92 Average Pageviews**


Previous: 3.00 (30.63%)

 **00:06:23 Time on Site**

Previous: 00:05:14 (21.99%)

 **43.51% Bounce Rate**

Previous: 53.76% (-19.06%)

 **53.50% New Visits**

Previous: 57.23% (-6.50%)

## Technical Profile

Browser	Visits	% visits
<b>Firefox</b>		
Dec 27, 2011 - Jan 26, 2012	1,425	33.51%
Nov 26, 2011 - Dec 26, 2011	522	30.17%
% Change	172.99%	11.07%
<b>Chrome</b>		
Dec 27, 2011 - Jan 26, 2012	1,417	33.33%
Nov 26, 2011 - Dec 26, 2011	526	30.40%
% Change	169.39%	9.61%

Internet Explorer		
Dec 27, 2011 - Jan 26, 2012	886	20.84%
Nov 26, 2011 - Dec 26, 2011	361	20.87%
% Change	145.43%	-0.14%
Safari		
Dec 27, 2011 - Jan 26, 2012	345	8.11%
Nov 26, 2011 - Dec 26, 2011	224	12.95%
% Change	54.02%	-37.34%
Opera		
Dec 27, 2011 - Jan 26, 2012	109	2.56%
Nov 26, 2011 - Dec 26, 2011	85	4.91%
% Change	28.24%	-47.83%