

# My Dashboard

Apr 1, 2013 - Apr 30, 2013  
Compare to: Mar 2, 2013 - Mar 31, 2013

Advanced Segments | + Add Widget | Share | Email | Export

Customize Dashboard | Delete Dashboard

## Visits

Apr 1, 2013 - Apr 30, 2013

**7,842**  
% of Total: 100.00% (7,842)



Mar 2, 2013 - Mar 31, 2013

**7,424**  
% of Total: 100.00% (7,424)



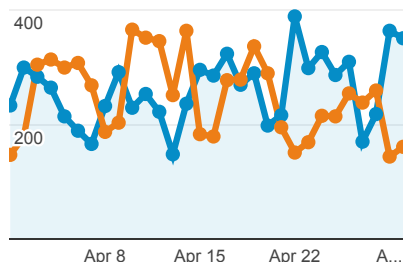
## Visits and Visits

Apr 1, 2013 - Apr 30, 2013:

● Visits

Mar 2, 2013 - Mar 31, 2013:

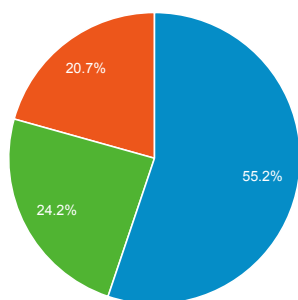
● Visits



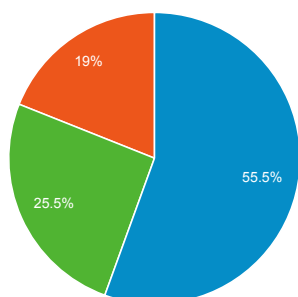
## Visits by Traffic Type

■ organic ■ direct ■ referral

Apr 1, 2013 - Apr 30, 2013



Mar 2, 2013 - Mar 31, 2013



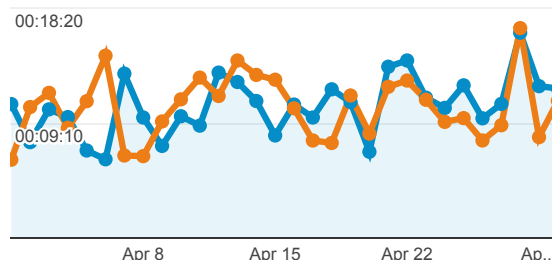
## Visits and Pageviews by Mobile

Mobile (Including Visits Pageviews

## Avg. Visit Duration

Apr 1, 2013 - Apr 30, 2013: ● Avg. Visit Duration

Mar 2, 2013 - Mar 31, 2013: ● Avg. Visit Duration



## Visits and Avg. Visit Duration by Country / Territory

Country / Territory	Visits	Avg. Visit Duration
United States		
Apr 1, 2013 - Apr 30, 2013	2,518	00:11:58
Mar 2, 2013 - Mar 31, 2013	2,739	00:11:56
<b>% Change</b>	<b>-8.07%</b>	<b>0.29%</b>
Colombia		
Apr 1, 2013 - Apr 30, 2013	669	00:16:52
Mar 2, 2013 - Mar 31, 2013	360	00:14:03
<b>% Change</b>	<b>85.83%</b>	<b>20.18%</b>
Germany		
Apr 1, 2013 - Apr 30, 2013	481	00:06:47
Mar 2, 2013 - Mar 31, 2013	321	00:06:09
<b>% Change</b>	<b>49.84%</b>	<b>10.08%</b>
Spain		
Apr 1, 2013 - Apr 30, 2013	404	00:06:16
Mar 2, 2013 - Mar 31, 2013	292	00:10:34
<b>% Change</b>	<b>38.36%</b>	<b>-40.74%</b>
Canada		
Apr 1, 2013 - Apr 30, 2013	313	00:08:27
Mar 2, 2013 - Mar 31, 2013	284	00:08:32
<b>% Change</b>	<b>10.21%</b>	<b>-1.10%</b>

## % New Visits

Apr 1, 2013 - Apr 30, 2013

**44.04%**  
Site Avg: 44.04% (0.00%)



Mar 2, 2013 - Mar 31, 2013

**40.30%**  
Site Avg: 40.30% (0.00%)



## Unique Visitors

Apr 1, 2013 - Apr 30, 2013

**3,855**  
% of Total: 100.00% (3,855)



Mar 2, 2013 - Mar 31, 2013

**3,391**  
% of Total: 100.00% (3,391)



## Pageviews

Apr 1, 2013 - Apr 30, 2013

**44,612**  
% of Total: 100.00% (44,612)



Mar 2, 2013 - Mar 31, 2013

**40,877**  
% of Total: 100.00% (40,877)



## Pages / Visit

Apr 1, 2013 - Apr 30, 2013

**5.69**  
Site Avg: 5.69 (0.00%)



Mar 2, 2013 - Mar 31, 2013

**5.51**  
Site Avg: 5.51 (0.00%)



## Avg. Time on Page

Apr 1, 2013 - Apr 30, 2013

**00:02:15**  
Site Avg: 00:02:15 (0.00%)



Mar 2, 2013 - Mar 31, 2013

**00:02:21**  
Site Avg: 00:02:21 (0.00%)



Tablet) **Views** **Pageviews**

No		
Apr 1, 2013 - Apr 30, 2013	7,696	44,351
Mar 2, 2013 - Mar 31, 2013	7,273	40,625
<b>% Change</b>	<b>5.82%</b>	<b>9.17%</b>

Yes		
Apr 1, 2013 - Apr 30, 2013	146	261
Mar 2, 2013 - Mar 31, 2013	151	252
<b>% Change</b>	<b>-3.31%</b>	<b>3.57%</b>

Italy		
Apr 1, 2013 - Apr 30, 2013	244	00:09:02
Mar 2, 2013 - Mar 31, 2013	152	00:06:17
<b>% Change</b>	<b>60.53%</b>	<b>43.80%</b>
France		
Apr 1, 2013 - Apr 30, 2013	241	00:05:08
Mar 2, 2013 - Mar 31, 2013	290	00:05:04
<b>% Change</b>	<b>-16.90%</b>	<b>1.20%</b>
China		
Apr 1, 2013 - Apr 30, 2013	217	00:08:38
Mar 2, 2013 - Mar 31, 2013	173	00:08:07
<b>% Change</b>	<b>25.43%</b>	<b>6.36%</b>
Brazil		
Apr 1, 2013 - Apr 30, 2013	195	00:13:18
Mar 2, 2013 - Mar 31, 2013	164	00:23:40
<b>% Change</b>	<b>18.90%</b>	<b>-43.78%</b>
India		
Apr 1, 2013 - Apr 30, 2013	186	00:05:45
Mar 2, 2013 - Mar 31, 2013	390	00:07:26
<b>% Change</b>	<b>-52.31%</b>	<b>-22.60%</b>