


Site Usage

 **6,193 Visits**


Previous: 5,489 (12.83%)

 **37,183 Pageviews**

Previous: 29,802 (24.77%)

 **6.00 Pages/Visit**

Previous: 5.43 (10.58%)

 **31.07% Bounce Rate**

Previous: 31.23% (-0.51%)

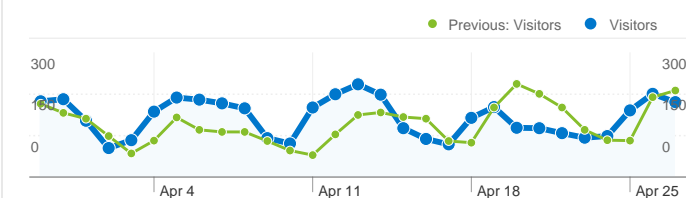
 **00:09:32 Avg. Time on Site**

Previous: 00:08:59 (6.13%)

 **40.76% % New Visits**

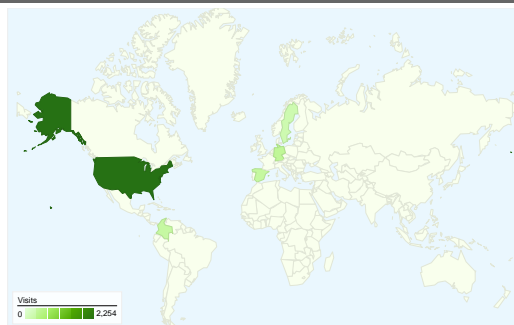
Previous: 45.38% (-10.19%)

Visitors Overview

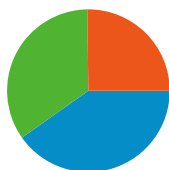


Visitors
2,840

Map Overlay

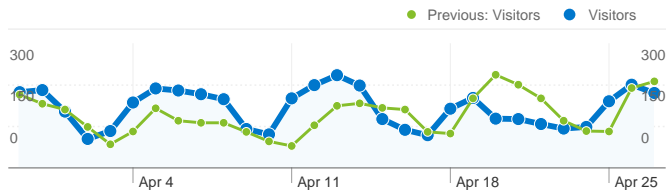


Traffic Sources Overview



- Search Engines**
2,490.00 (40.21%)
- Referring Sites**
2,141.00 (34.57%)
- Direct Traffic**
1,562.00 (25.22%)

Visitors Overview



Visitors
2,840

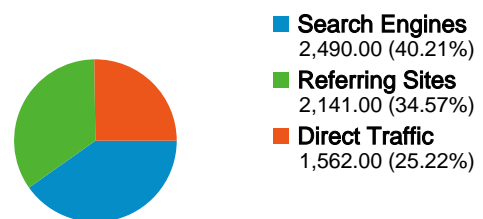
Content Overview

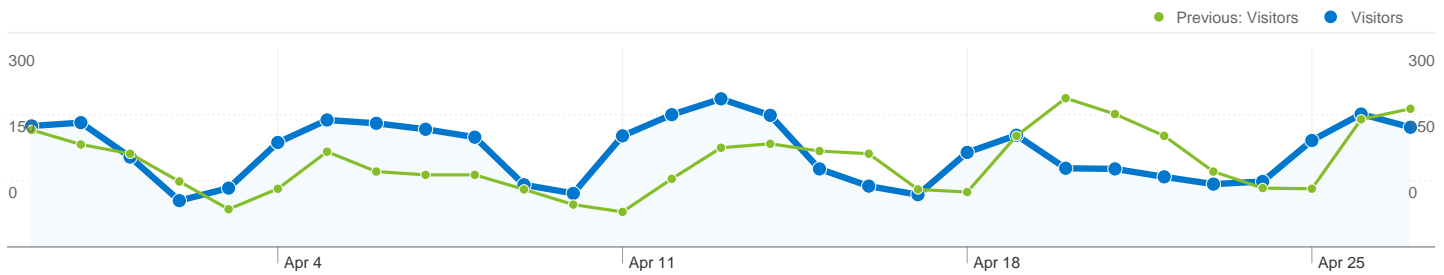
Pages	Pageviews	% Pageviews
/neos/		
Mar 30, 2011 - Apr 27, 2011	7,863	21.15%
Mar 1, 2011 - Mar 29, 2011	6,402	21.48%
% Change	22.82%	-1.56%
/neos/solvers/index.html		
Mar 30, 2011 - Apr 27, 2011	7,732	20.79%
Mar 1, 2011 - Mar 29, 2011	6,193	20.78%
% Change	24.85%	0.07%
/neos/solvers/nco:CONOPT/GAMS.html		
Mar 30, 2011 - Apr 27, 2011	1,957	5.26%
Mar 1, 2011 - Mar 29, 2011	545	1.83%
% Change	259.08%	187.80%
/neos/solvers/nco:KNITRO/AMPL.html		
Mar 30, 2011 - Apr 27, 2011	1,372	3.69%
Mar 1, 2011 - Mar 29, 2011	619	2.08%
% Change	121.65%	77.65%
/neos/solvers/milp:MINTO/AMPL.html		
Mar 30, 2011 - Apr 27, 2011	937	2.52%
Mar 1, 2011 - Mar 29, 2011	1,611	5.41%
% Change	-41.84%	-53.38%

Content Overview

Pages	Pageviews	% Pageviews
/neos/		
Mar 30, 2011 - Apr 27, 2011	7,863	21.15%
Mar 1, 2011 - Mar 29, 2011	6,402	21.48%
% Change	22.82%	-1.56%
/neos/solvers/index.html		
Mar 30, 2011 - Apr 27, 2011	7,732	20.79%
Mar 1, 2011 - Mar 29, 2011	6,193	20.78%
% Change	24.85%	0.07%
/neos/solvers/nco:CONOPT/GAMS.html		
Mar 30, 2011 - Apr 27, 2011	1,957	5.26%
Mar 1, 2011 - Mar 29, 2011	545	1.83%
% Change	259.08%	187.80%
/neos/solvers/nco:KNITRO/AMPL.html		
Mar 30, 2011 - Apr 27, 2011	1,372	3.69%
Mar 1, 2011 - Mar 29, 2011	619	2.08%
% Change	121.65%	77.65%
/neos/solvers/milp:MINTO/AMPL.html		
Mar 30, 2011 - Apr 27, 2011	937	2.52%
Mar 1, 2011 - Mar 29, 2011	1,611	5.41%
% Change	-41.84%	-53.38%

Traffic Sources Overview





2,840 people visited this site



6,193 Visits

Previous: 5,489 (12.83%)



2,840 Absolute Unique Visitors

Previous: 2,773 (2.42%)



37,183 Pageviews

Previous: 29,802 (24.77%)



6.00 Average Pageviews

Previous: 5.43 (10.58%)



00:09:32 Time on Site

Previous: 00:08:59 (6.13%)



31.07% Bounce Rate

Previous: 31.23% (-0.51%)



40.76% New Visits

Previous: 45.38% (-10.19%)

Technical Profile

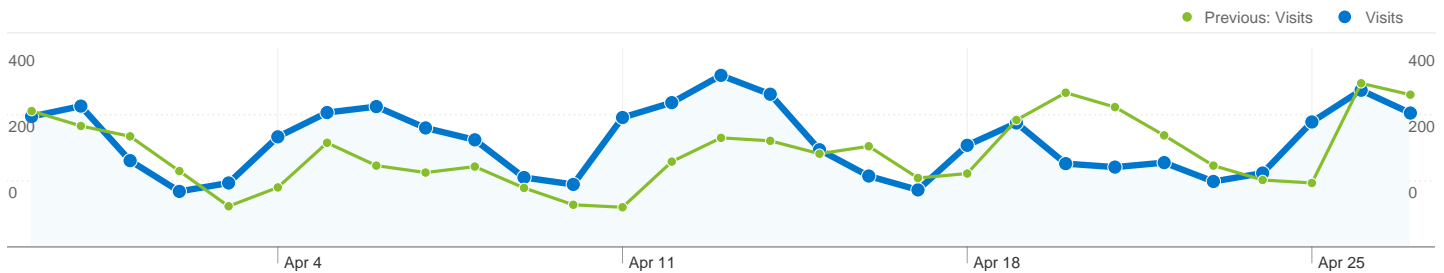
Browser			Connection Speed		
Visits	% visits		Visits	% visits	
Firefox			Unknown		
Mar 30, 2011 - Apr 27, 2011	2,452	39.59%	Mar 30, 2011 - Apr 27, 2011	6,193	100.00%
Mar 1, 2011 - Mar 29, 2011	2,410	43.91%	Mar 1, 2011 - Mar 29, 2011	5,489	100.00%
% Change	1.74%	-9.82%	% Change	12.83%	0.00%
Internet Explorer					
Mar 30, 2011 - Apr 27, 2011	1,649	26.63%			
Mar 1, 2011 - Mar 29, 2011	1,602	29.19%			
% Change	2.93%	-8.77%			

Chrome		
Mar 30, 2011 - Apr 27, 2011	1,434	23.16%
Mar 1, 2011 - Mar 29, 2011	1,127	20.53%
% Change	27.24%	12.78%
Safari		
Mar 30, 2011 - Apr 27, 2011	418	6.75%
Mar 1, 2011 - Mar 29, 2011	239	4.35%
% Change	74.90%	55.01%
Opera		
Mar 30, 2011 - Apr 27, 2011	187	3.02%
Mar 1, 2011 - Mar 29, 2011	68	1.24%
% Change	175.00%	143.74%

Traffic Sources Overview

Mar 30, 2011 - Apr 27, 2011

Comparing to: Mar 1, 2011 - Mar 29, 2011



All traffic sources sent a total of 6,193 visits

 **25.22% Direct Traffic**

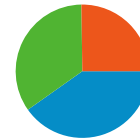
Previous: 20.91% (20.60%)

 **34.57% Referring Sites**

Previous: 31.32% (10.39%)

 **40.21% Search Engines**

Previous: 47.77% (-15.83%)



■ **Search Engines**
2,490.00 (40.21%)

■ **Referring Sites**
2,141.00 (34.57%)

■ **Direct Traffic**
1,562.00 (25.22%)

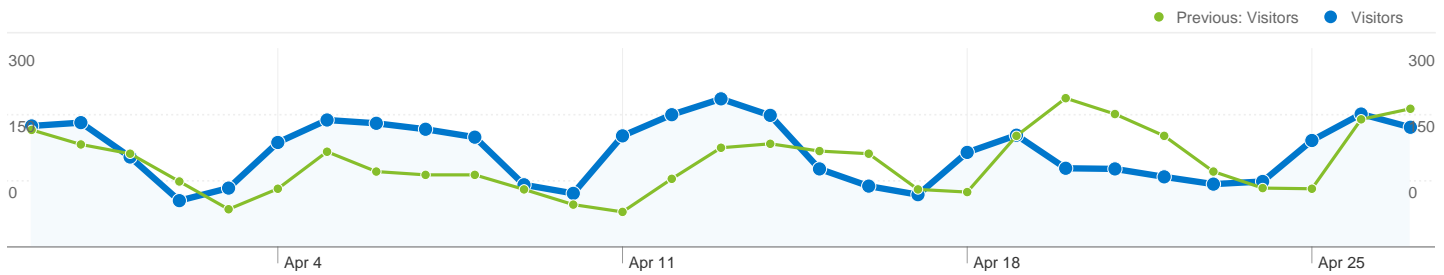
Top Traffic Sources

Sources	Visits	% visits
google (organic)		
Mar 30, 2011 - Apr 27, 2011	2,423	39.12%
Mar 1, 2011 - Mar 29, 2011	2,547	46.40%
% Change	-4.87%	-15.68%
(direct) ((none))		
Mar 30, 2011 - Apr 27, 2011	1,562	25.22%
Mar 1, 2011 - Mar 29, 2011	1,148	20.91%
% Change	36.06%	20.60%
www-neos.mcs.anl.gov (referral)		
Mar 30, 2011 - Apr 27, 2011	611	9.87%
Mar 1, 2011 - Mar 29, 2011	498	9.07%
% Change	22.69%	8.74%
neos-guide.org (referral)		
Mar 30, 2011 - Apr 27, 2011	396	6.39%
Mar 1, 2011 - Mar 29, 2011	404	7.36%
% Change	-1.98%	-13.12%
neos.mcs.anl.gov (referral)		

Keywords	Visits	% visits
neos		
Mar 30, 2011 - Apr 27, 2011	917	36.83%
Mar 1, 2011 - Mar 29, 2011	851	32.46%
% Change	7.76%	13.47%
neos server		
Mar 30, 2011 - Apr 27, 2011	830	33.33%
Mar 1, 2011 - Mar 29, 2011	926	35.32%
% Change	-10.37%	-5.62%
neos solver		
Mar 30, 2011 - Apr 27, 2011	130	5.22%
Mar 1, 2011 - Mar 29, 2011	142	5.42%
% Change	-8.45%	-3.60%
neos server for optimization		
Mar 30, 2011 - Apr 27, 2011	97	3.90%
Mar 1, 2011 - Mar 29, 2011	90	3.43%
% Change	7.78%	13.49%
neos optimization		

Mar 30, 2011 - Apr 27, 2011	335	5.41%
Mar 1, 2011 - Mar 29, 2011	285	5.19%
% Change	17.54%	4.18%

Mar 30, 2011 - Apr 27, 2011	94	3.78%
Mar 1, 2011 - Mar 29, 2011	138	5.26%
% Change	-31.88%	-28.27%



2,840 people visited this site



6,193 Visits

Previous: 5,489 (12.83%)



2,840 Absolute Unique Visitors

Previous: 2,773 (2.42%)



37,183 Pageviews

Previous: 29,802 (24.77%)



6.00 Average Pageviews

Previous: 5.43 (10.58%)



00:09:32 Time on Site

Previous: 00:08:59 (6.13%)



31.07% Bounce Rate

Previous: 31.23% (-0.51%)



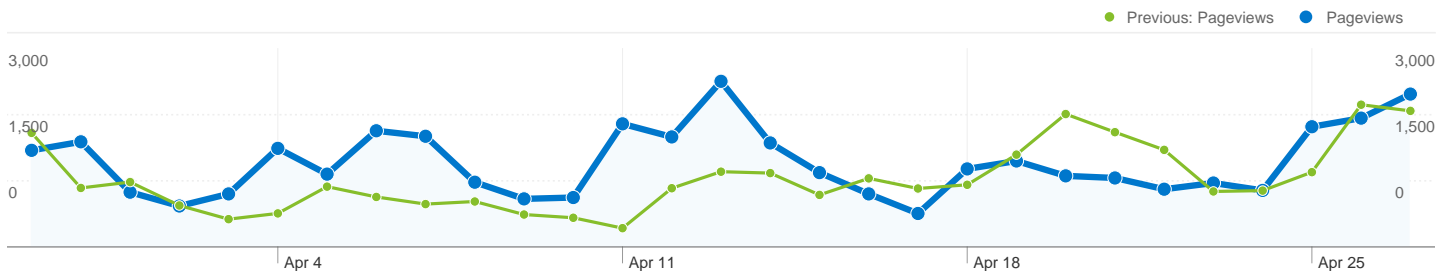
40.76% New Visits

Previous: 45.38% (-10.19%)


Technical Profile

Browser			Connection Speed		
Visits	% visits		Visits	% visits	
Firefox			Unknown		
Mar 30, 2011 - Apr 27, 2011	2,452	39.59%	Mar 30, 2011 - Apr 27, 2011	6,193	100.00%
Mar 1, 2011 - Mar 29, 2011	2,410	43.91%	Mar 1, 2011 - Mar 29, 2011	5,489	100.00%
% Change	1.74%	-9.82%	% Change	12.83%	0.00%
Internet Explorer					
Mar 30, 2011 - Apr 27, 2011	1,649	26.63%			
Mar 1, 2011 - Mar 29, 2011	1,602	29.19%			
% Change	2.93%	-8.77%			


Chrome		
Mar 30, 2011 - Apr 27, 2011	1,434	23.16%
Mar 1, 2011 - Mar 29, 2011	1,127	20.53%
% Change	27.24%	12.78%
Safari		
Mar 30, 2011 - Apr 27, 2011	418	6.75%
Mar 1, 2011 - Mar 29, 2011	239	4.35%
% Change	74.90%	55.01%
Opera		
Mar 30, 2011 - Apr 27, 2011	187	3.02%
Mar 1, 2011 - Mar 29, 2011	68	1.24%
% Change	175.00%	143.74%



Pages on this site were viewed a total of 37,183 times

 **37,183 Pageviews**

Previous: 29,802 (24.77%)

 **16,091 Unique Views**

Previous: 13,959 (15.27%)

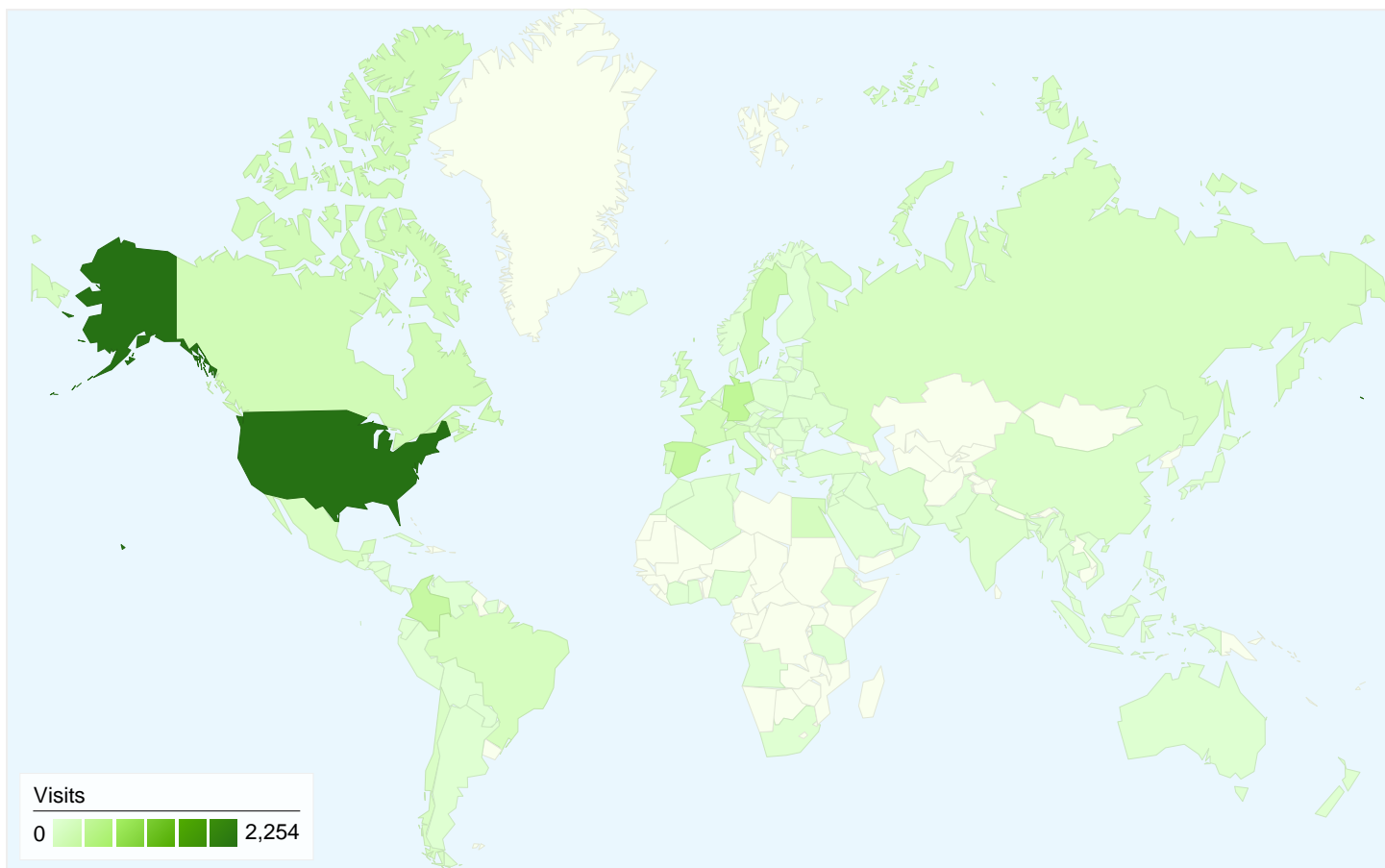
 **31.07% Bounce Rate**

Previous: 31.23% (-0.51%)

Top Content

Pages	Pageviews	% Pageviews
/neos/		
Mar 30, 2011 - Apr 27, 2011	7,863	21.15%
Mar 1, 2011 - Mar 29, 2011	6,402	21.48%
% Change	22.82%	-1.56%
/neos/solvers/index.html		
Mar 30, 2011 - Apr 27, 2011	7,732	20.79%
Mar 1, 2011 - Mar 29, 2011	6,193	20.78%
% Change	24.85%	0.07%
/neos/solvers/nco:CONOPT/GAMS.html		
Mar 30, 2011 - Apr 27, 2011	1,957	5.26%
Mar 1, 2011 - Mar 29, 2011	545	1.83%
% Change	259.08%	187.80%
/neos/solvers/nco:KNITRO/AMPL.html		
Mar 30, 2011 - Apr 27, 2011	1,372	3.69%
Mar 1, 2011 - Mar 29, 2011	619	2.08%
% Change	121.65%	77.65%
/neos/solvers/milp:MINTO/AMPL.html		

Mar 30, 2011 - Apr 27, 2011	937	2.52%
Mar 1, 2011 - Mar 29, 2011	1,611	5.41%
% Change	-41.84%	-53.38%

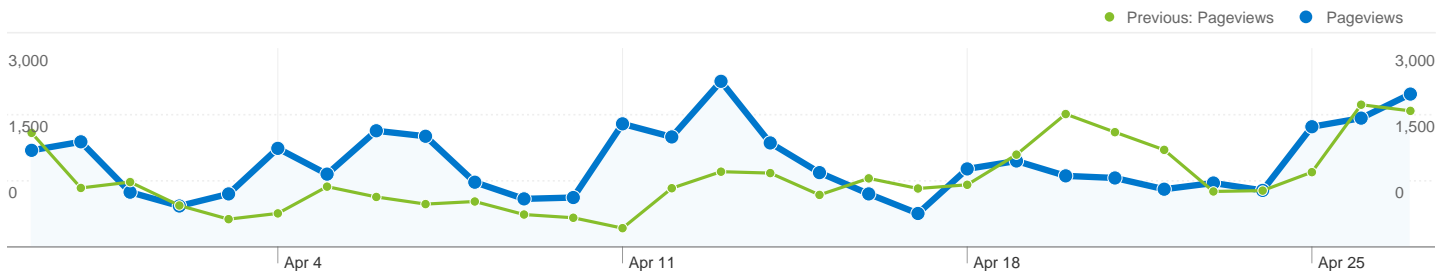


6,193 visits came from 102 countries/territories

Site Usage

Visits 6,193 Previous: 5,489 (12.83%)	Pages/Visit 6.00 Previous: 5.43 (10.58%)	Avg. Time on Site 00:09:32 Previous: 00:08:59 (6.13%)	% New Visits 40.88% Previous: 45.45% (-10.05%)	Bounce Rate 31.07% Previous: 31.23% (-0.51%)	
Country/Territory	Visits	Pages/Visit	Avg. Time on Site	% New Visits	Bounce Rate
United States					
March 30, 2011 - April 27, 2011	2,254	7.35	00:11:25	37.05%	26.26%
March 1, 2011 - March 29, 2011	1,366	5.40	00:08:31	43.05%	31.77%
% Change	65.01%	36.22%	33.89%	-13.94%	-17.33%
Germany					
March 30, 2011 - April 27, 2011	411	3.62	00:04:27	46.47%	41.61%
March 1, 2011 - March 29, 2011	197	3.72	00:04:58	53.81%	47.72%
% Change	108.63%	-2.76%	-10.51%	-13.63%	-12.80%
Spain					
March 30, 2011 - April 27, 2011	346	5.27	00:07:36	46.82%	34.39%

March 1, 2011 - March 29, 2011	254	4.23	00:07:12	48.43%	40.55%
% Change	36.22%	24.61%	5.57%	-3.31%	-15.19%
Colombia					
March 30, 2011 - April 27, 2011	338	6.35	00:12:25	48.22%	17.75%
March 1, 2011 - March 29, 2011	812	8.16	00:14:22	52.34%	13.92%
% Change	-58.37%	-22.22%	-13.67%	-7.86%	27.56%
Sweden					
March 30, 2011 - April 27, 2011	244	6.80	00:13:01	24.18%	31.56%
March 1, 2011 - March 29, 2011	57	5.26	00:10:14	40.35%	28.07%
% Change	328.07%	29.18%	27.23%	-40.07%	12.42%
Canada					
March 30, 2011 - April 27, 2011	193	6.51	00:10:38	36.79%	21.24%
March 1, 2011 - March 29, 2011	475	6.01	00:10:58	32.00%	19.16%
% Change	-59.37%	8.35%	-3.01%	14.96%	10.89%
France					
March 30, 2011 - April 27, 2011	173	4.12	00:08:29	34.68%	48.55%
March 1, 2011 - March 29, 2011	183	3.07	00:04:06	40.98%	40.44%
% Change	-5.46%	34.44%	107.39%	-15.38%	20.07%
United Kingdom					
March 30, 2011 - April 27, 2011	167	5.78	00:11:31	34.13%	24.55%
March 1, 2011 - March 29, 2011	238	9.59	00:18:54	31.09%	17.23%
% Change	-29.83%	-39.76%	-39.03%	9.78%	42.51%
Italy					
March 30, 2011 - April 27, 2011	150	4.57	00:06:11	62.67%	20.00%
March 1, 2011 - March 29, 2011	223	5.34	00:08:29	49.33%	20.63%
% Change	-32.74%	-14.37%	-27.19%	27.04%	-3.04%
Egypt					
March 30, 2011 - April 27, 2011	144	15.59	00:23:33	6.25%	18.06%
March 1, 2011 - March 29, 2011	63	11.89	00:21:43	33.33%	14.29%
% Change	128.57%	31.13%	8.50%	-81.25%	26.39%
1 - 10 of 102					



Pages on this site were viewed a total of 37,183 times

 **37,183 Pageviews**

Previous: 29,802 (24.77%)

 **16,091 Unique Views**

Previous: 13,959 (15.27%)

 **31.07% Bounce Rate**

Previous: 31.23% (-0.51%)

Top Content

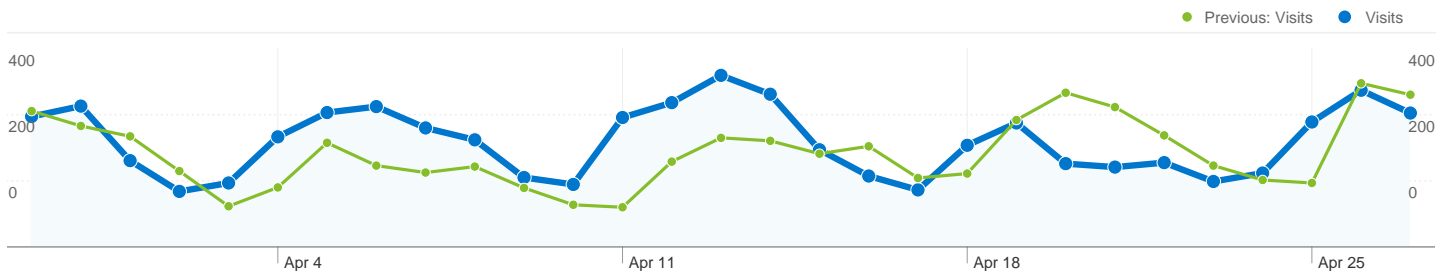
Pages	Pageviews	% Pageviews
/neos/		
Mar 30, 2011 - Apr 27, 2011	7,863	21.15%
Mar 1, 2011 - Mar 29, 2011	6,402	21.48%
% Change	22.82%	-1.56%
/neos/solvers/index.html		
Mar 30, 2011 - Apr 27, 2011	7,732	20.79%
Mar 1, 2011 - Mar 29, 2011	6,193	20.78%
% Change	24.85%	0.07%
/neos/solvers/nco:CONOPT/GAMS.html		
Mar 30, 2011 - Apr 27, 2011	1,957	5.26%
Mar 1, 2011 - Mar 29, 2011	545	1.83%
% Change	259.08%	187.80%
/neos/solvers/nco:KNITRO/AMPL.html		
Mar 30, 2011 - Apr 27, 2011	1,372	3.69%
Mar 1, 2011 - Mar 29, 2011	619	2.08%
% Change	121.65%	77.65%
/neos/solvers/milp:MINTO/AMPL.html		

Mar 30, 2011 - Apr 27, 2011	937	2.52%
Mar 1, 2011 - Mar 29, 2011	1,611	5.41%
% Change	-41.84%	-53.38%

Traffic Sources Overview

Mar 30, 2011 - Apr 27, 2011

Comparing to: Mar 1, 2011 - Mar 29, 2011




All traffic sources sent a total of 6,193 visits

 **25.22% Direct Traffic**

Previous: 20.91% (20.60%)

 **34.57% Referring Sites**

Previous: 31.32% (10.39%)

 **40.21% Search Engines**

Previous: 47.77% (-15.83%)



■ **Search Engines**
2,490.00 (40.21%)

■ **Referring Sites**
2,141.00 (34.57%)

■ **Direct Traffic**
1,562.00 (25.22%)

Top Traffic Sources

Sources	Visits	% visits
google (organic)		
Mar 30, 2011 - Apr 27, 2011	2,423	39.12%
Mar 1, 2011 - Mar 29, 2011	2,547	46.40%
% Change	-4.87%	-15.68%
(direct) ((none))		
Mar 30, 2011 - Apr 27, 2011	1,562	25.22%
Mar 1, 2011 - Mar 29, 2011	1,148	20.91%
% Change	36.06%	20.60%
www-neos.mcs.anl.gov (referral)		
Mar 30, 2011 - Apr 27, 2011	611	9.87%
Mar 1, 2011 - Mar 29, 2011	498	9.07%
% Change	22.69%	8.74%
neos-guide.org (referral)		
Mar 30, 2011 - Apr 27, 2011	396	6.39%
Mar 1, 2011 - Mar 29, 2011	404	7.36%
% Change	-1.98%	-13.12%
neos.mcs.anl.gov (referral)		

Keywords	Visits	% visits
neos		
Mar 30, 2011 - Apr 27, 2011	917	36.83%
Mar 1, 2011 - Mar 29, 2011	851	32.46%
% Change	7.76%	13.47%
neos server		
Mar 30, 2011 - Apr 27, 2011	830	33.33%
Mar 1, 2011 - Mar 29, 2011	926	35.32%
% Change	-10.37%	-5.62%
neos solver		
Mar 30, 2011 - Apr 27, 2011	130	5.22%
Mar 1, 2011 - Mar 29, 2011	142	5.42%
% Change	-8.45%	-3.60%
neos server for optimization		
Mar 30, 2011 - Apr 27, 2011	97	3.90%
Mar 1, 2011 - Mar 29, 2011	90	3.43%
% Change	7.78%	13.49%
neos optimization		

Mar 30, 2011 - Apr 27, 2011	335	5.41%
Mar 1, 2011 - Mar 29, 2011	285	5.19%
% Change	17.54%	4.18%

Mar 30, 2011 - Apr 27, 2011	94	3.78%
Mar 1, 2011 - Mar 29, 2011	138	5.26%
% Change	-31.88%	-28.27%