

My Dashboard

Jan 1, 2019 - Dec 31, 2019
Compare to: Jan 1, 2018 - Dec 31, 2018

All Users
+0.00% Sessions

Visits

Jan 1, 2019 - Dec 31, 2019

109,018

% of Total: 100.00% (109,018)



Jan 1, 2018 - Dec 31, 2018

104,302

% of Total: 100.00% (104,302)



Visits

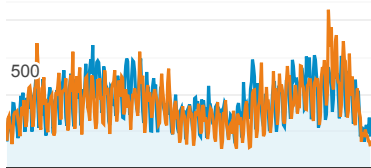
Jan 1, 2019 - Dec 31, 2019:

Sessions

Jan 1, 2018 - Dec 31, 2018:

Sessions

1,000

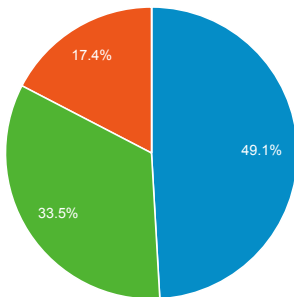


July 2019

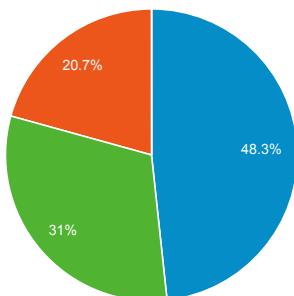
Visits by Traffic Type

organic direct referral social

Jan 1, 2019 - Dec 31, 2019



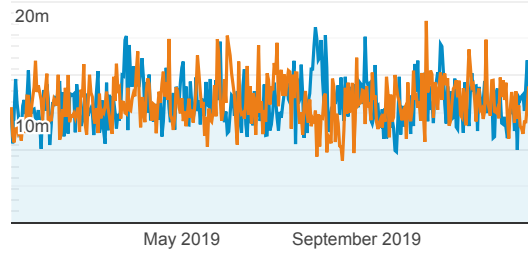
Jan 1, 2018 - Dec 31, 2018



Avg. Visit Duration

Jan 1, 2019 - Dec 31, 2019: Avg. Session Duration

Jan 1, 2018 - Dec 31, 2018: Avg. Session Duration



Visits and Avg. Visit Duration by Country / Territory

Country	Sessions	Avg. Session Duration
United States		
Jan 1, 2019 - Dec 31, 2019	19,890	00:08:02
Jan 1, 2018 - Dec 31, 2018	22,933	00:10:04
% Change	-13.27%	-20.20%
Colombia		
Jan 1, 2019 - Dec 31, 2019	13,032	00:14:09
Jan 1, 2018 - Dec 31, 2018	10,795	00:15:20
% Change	20.72%	-7.71%
Spain		
Jan 1, 2019 - Dec 31, 2019	4,528	00:12:28
Jan 1, 2018 - Dec 31, 2018	3,711	00:10:29
% Change	22.02%	18.89%
Turkey		
Jan 1, 2019 - Dec 31, 2019	4,295	00:16:34
Jan 1, 2018 - Dec 31, 2018	2,407	00:10:37
% Change	78.44%	55.98%
Germany		
Jan 1, 2019 - Dec 31, 2019	4,216	00:06:24
Jan 1, 2018 - Dec 31, 2018	4,030	00:07:57
% Change	4.62%	-19.52%
Brazil		

% New Visits

Jan 1, 2019 - Dec 31, 2019

39.74%

Avg for View: 39.74% (0.00%)



Jan 1, 2018 - Dec 31, 2018

39.47%

Avg for View: 39.47% (0.00%)



Unique Visitors

Jan 1, 2019 - Dec 31, 2019

44,067

% of Total: 100.00% (44,067)



Jan 1, 2018 - Dec 31, 2018

41,547

% of Total: 100.00% (41,547)



Pageviews

Jan 1, 2019 - Dec 31, 2019

558,360

% of Total: 100.00% (558,360)



Jan 1, 2018 - Dec 31, 2018

518,961

% of Total: 100.00% (518,961)



Pages / Visit

Jan 1, 2019 - Dec 31, 2019

5.12

Avg for View: 5.12 (0.00%)



Jan 1, 2018 - Dec 31, 2018

4.98

Avg for View: 4.98 (0.00%)



Avg. Time on Page

Jan 1, 2019 - Dec 31, 2019

00:02:40

Avg for View: 00:02:40 (0.00%)



Jan 1, 2018 - Dec 31, 2018

00:02:45

Avg for View: 00:02:45 (0.00%)



Visits and Pageviews by Mobile

Mobile (Including Tablet)	Sessions	Pageviews			
			Jan 1, 2019 - Dec 31, 2019	4,144	00:13:34
No			Jan 1, 2018 - Dec 31, 2018	4,437	00:14:13
Jan 1, 2019 - Dec 31, 2019	101,218	544,950	% Change	-6.60%	-4.57%
Jan 1, 2018 - Dec 31, 2018	98,838	509,107	India		
% Change	2.41%	7.04%	Jan 1, 2019 - Dec 31, 2019	4,106	00:09:28
Yes			Jan 1, 2018 - Dec 31, 2018	4,385	00:08:47
Jan 1, 2019 - Dec 31, 2019	7,800	13,410	% Change	-6.36%	7.64%
Jan 1, 2018 - Dec 31, 2018	5,464	9,854	United Kingdom		
% Change	42.75%	36.09%	Jan 1, 2019 - Dec 31, 2019	3,620	00:10:37
			Jan 1, 2018 - Dec 31, 2018	2,905	00:08:57
			% Change	24.61%	18.53%
			China		
			Jan 1, 2019 - Dec 31, 2019	3,480	00:04:49
			Jan 1, 2018 - Dec 31, 2018	2,708	00:04:05
			% Change	28.51%	18.05%
			Japan		
			Jan 1, 2019 - Dec 31, 2019	3,149	00:07:36
			Jan 1, 2018 - Dec 31, 2018	2,240	00:06:52
			% Change	40.58%	10.71%