

My Dashboard

Jan 1, 2017 - Dec 31, 2017
Compare to: Jan 1, 2016 - Dec 31, 2016

All Users
+0.00% Sessions

Visits

Jan 1, 2017 - Dec 31, 2017

94,640

% of Total: 100.00% (94,640)



Jan 1, 2016 - Dec 31, 2016

105,452

% of Total: 100.00% (105,452)



Visits

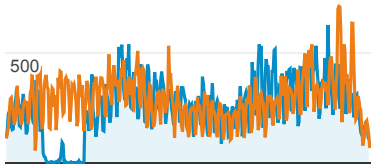
Jan 1, 2017 - Dec 31, 2017:

● Sessions

Jan 1, 2016 - Dec 31, 2016:

● Sessions

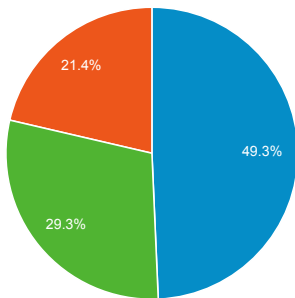
1,000



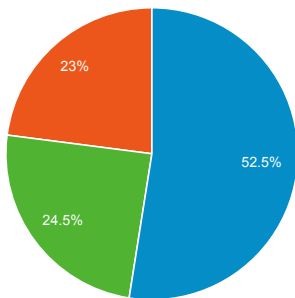
Visits by Traffic Type

organic direct referral email

Jan 1, 2017 - Dec 31, 2017



Jan 1, 2016 - Dec 31, 2016

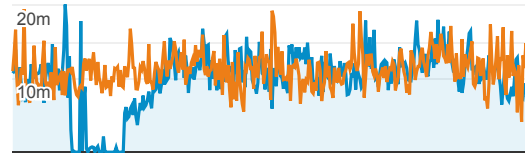


Avg. Visit Duration

Jan 1, 2017 - Dec 31, 2017: ● Avg. Session Duration

Jan 1, 2016 - Dec 31, 2016: ● Avg. Session Duration

30m



Visits and Avg. Visit Duration by Country / Territory

Country	Sessions	Avg. Session Duration
United States		
Jan 1, 2017 - Dec 31, 2017	22,487	00:11:35
Jan 1, 2016 - Dec 31, 2016	25,910	00:11:04
% Change	-13.21%	4.64%
Colombia		
Jan 1, 2017 - Dec 31, 2017	11,452	00:15:41
Jan 1, 2016 - Dec 31, 2016	12,054	00:16:03
% Change	-4.99%	-2.22%
Chile		
Jan 1, 2017 - Dec 31, 2017	4,350	00:11:51
Jan 1, 2016 - Dec 31, 2016	2,941	00:12:59
% Change	47.91%	-8.76%
Germany		
Jan 1, 2017 - Dec 31, 2017	4,221	00:08:48
Jan 1, 2016 - Dec 31, 2016	4,897	00:09:25
% Change	-13.80%	-6.63%
Spain		
Jan 1, 2017 - Dec 31, 2017	3,589	00:13:05
Jan 1, 2016 - Dec 31, 2016	4,412	00:14:04
% Change	-18.65%	-6.99%

% New Visits

Jan 1, 2017 - Dec 31, 2017

40.27%

Avg for View: 40.27% (0.00%)



Jan 1, 2016 - Dec 31, 2016

44.17%

Avg for View: 44.17% (0.00%)



Unique Visitors

Jan 1, 2017 - Dec 31, 2017

38,738

% of Total: 100.00% (38,738)



Jan 1, 2016 - Dec 31, 2016

47,380

% of Total: 100.00% (47,380)



Pageviews

Jan 1, 2017 - Dec 31, 2017

499,740

% of Total: 100.00% (499,740)



Jan 1, 2016 - Dec 31, 2016

555,744

% of Total: 100.00% (555,744)



Pages / Visit

Jan 1, 2017 - Dec 31, 2017

5.28

Avg for View: 5.28 (0.00%)



Jan 1, 2016 - Dec 31, 2016

5.27

Avg for View: 5.27 (0.00%)



Avg. Time on Page

Jan 1, 2017 - Dec 31, 2017

00:02:36

Avg for View: 00:02:36 (0.00%)



Jan 1, 2016 - Dec 31, 2016

00:02:36

Avg for View: 00:02:36 (0.00%)



Visits and Pageviews by Mobile

Mobile (Including Tablet)	Sessions	Pageviews
No		
Jan 1, 2017 - Dec 31, 2017	89,576	490,353
Jan 1, 2016 - Dec 31, 2016	98,633	542,727
% Change	-9.18%	-9.65%
Yes		
Jan 1, 2017 - Dec 31, 2017	5,064	9,387
Jan 1, 2016 - Dec 31, 2016	6,819	13,017
% Change	-25.74%	-27.89%

Brazil

Jan 1, 2017 - Dec 31, 2017	3,390	00:11:11
Jan 1, 2016 - Dec 31, 2016	3,084	00:10:37
% Change	9.92%	5.33%
Portugal		
Jan 1, 2017 - Dec 31, 2017	2,969	00:13:05
Jan 1, 2016 - Dec 31, 2016	2,305	00:14:42
% Change	28.81%	-10.92%
France		
Jan 1, 2017 - Dec 31, 2017	2,895	00:11:16
Jan 1, 2016 - Dec 31, 2016	2,975	00:12:52
% Change	-2.69%	-12.41%
China		
Jan 1, 2017 - Dec 31, 2017	2,893	00:08:13
Jan 1, 2016 - Dec 31, 2016	2,411	00:07:34
% Change	19.99%	8.62%
Iran		
Jan 1, 2017 - Dec 31, 2017	2,875	00:11:13
Jan 1, 2016 - Dec 31, 2016	2,497	00:12:09
% Change	15.14%	-7.58%