



## My Dashboard

Jan 1, 2016 - Dec 31, 2016  
Compare to: Jan 1, 2015 - Dec 31, 2015



All Users  
+0.00% Sessions

## Visits

Jan 1, 2016 - Dec 31, 2016

**105,452**

% of Total: 100.00% (105,452)



Jan 1, 2015 - Dec 31, 2015

**104,459**

% of Total: 100.00% (104,459)



## Visits and Visits

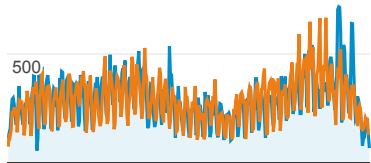
Jan 1, 2016 - Dec 31, 2016:

● Sessions

Jan 1, 2015 - Dec 31, 2015:

● Sessions

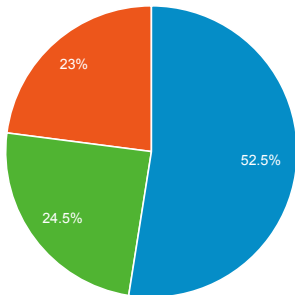
1,000



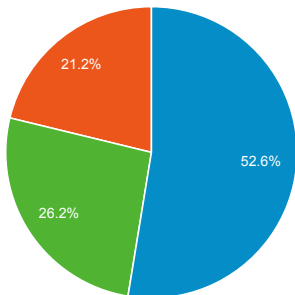
## Visits by Traffic Type

■ organic ■ direct ■ referral  
■ email

Jan 1, 2016 - Dec 31, 2016



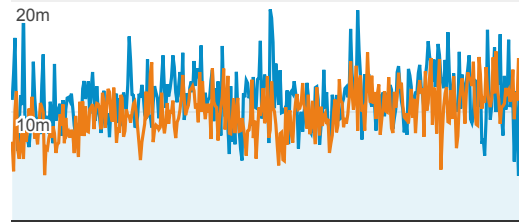
Jan 1, 2015 - Dec 31, 2015



## Avg. Visit Duration

Jan 1, 2016 - Dec 31, 2016: ● Avg. Session Duration

Jan 1, 2015 - Dec 31, 2015: ● Avg. Session Duration



## Visits and Avg. Visit Duration by Country / Territory

| Country                    | Sessions       | Avg. Session Duration |
|----------------------------|----------------|-----------------------|
| United States              |                |                       |
| Jan 1, 2016 - Dec 31, 2016 | 25,910         | 00:11:04              |
| Jan 1, 2015 - Dec 31, 2015 | 25,919         | 00:10:08              |
| <b>% Change</b>            | <b>-0.03%</b>  | <b>9.09%</b>          |
| Colombia                   |                |                       |
| Jan 1, 2016 - Dec 31, 2016 | 12,054         | 00:16:03              |
| Jan 1, 2015 - Dec 31, 2015 | 10,802         | 00:15:02              |
| <b>% Change</b>            | <b>11.59%</b>  | <b>6.78%</b>          |
| Germany                    |                |                       |
| Jan 1, 2016 - Dec 31, 2016 | 4,897          | 00:09:25              |
| Jan 1, 2015 - Dec 31, 2015 | 4,606          | 00:06:04              |
| <b>% Change</b>            | <b>6.32%</b>   | <b>55.55%</b>         |
| Canada                     |                |                       |
| Jan 1, 2016 - Dec 31, 2016 | 4,418          | 00:10:16              |
| Jan 1, 2015 - Dec 31, 2015 | 4,146          | 00:09:05              |
| <b>% Change</b>            | <b>6.56%</b>   | <b>12.95%</b>         |
| Spain                      |                |                       |
| Jan 1, 2016 - Dec 31, 2016 | 4,412          | 00:14:04              |
| Jan 1, 2015 - Dec 31, 2015 | 5,075          | 00:12:03              |
| <b>% Change</b>            | <b>-13.06%</b> | <b>16.71%</b>         |
| Russia                     |                |                       |
| Jan 1, 2016 - Dec 31, 2016 | 3,816          | 00:04:59              |
| Jan 1, 2015 - Dec 31, 2015 | 2,079          | 00:07:27              |
| <b>% Change</b>            | <b>83.55%</b>  | <b>-33.29%</b>        |
| Brazil                     |                |                       |
| Jan 1, 2016 - Dec 31, 2016 | 3,084          | 00:10:37              |
| Jan 1, 2015 - Dec 31, 2015 | 2,809          | 00:07:46              |
| <b>% Change</b>            |                |                       |

## Browser

| Browser                    | Pageviews      |
|----------------------------|----------------|
| Chrome                     |                |
| Jan 1, 2016 - Dec 31, 2016 | 389,037        |
| Jan 1, 2015 - Dec 31, 2015 | 353,734        |
| <b>% Change</b>            | <b>9.98%</b>   |
| Firefox                    |                |
| Jan 1, 2016 - Dec 31, 2016 | 92,868         |
| Jan 1, 2015 - Dec 31, 2015 | 71,360         |
| <b>% Change</b>            | <b>30.14%</b>  |
| Safari                     |                |
| Jan 1, 2016 - Dec 31, 2016 | 38,667         |
| Jan 1, 2015 - Dec 31, 2015 | 29,177         |
| <b>% Change</b>            | <b>32.53%</b>  |
| Internet Explorer          |                |
| Jan 1, 2016 - Dec 31, 2016 | 21,604         |
| Jan 1, 2015 - Dec 31, 2015 | 38,976         |
| <b>% Change</b>            | <b>-44.57%</b> |
| Edge                       |                |
| Jan 1, 2016 - Dec 31, 2016 | 8,208          |
| Jan 1, 2015 - Dec 31, 2015 | 2,196          |
| <b>% Change</b>            | <b>273.77%</b> |
| Opera                      |                |
| Jan 1, 2016 - Dec 31, 2016 | 3,052          |
| Jan 1, 2015 - Dec 31, 2015 | 5,128          |
| <b>% Change</b>            | <b>-40.48%</b> |
| YaBrowser                  |                |
| Jan 1, 2016 - Dec 31, 2016 | 504            |
| Jan 1, 2015 - Dec 31, 2015 | 259            |
| <b>% Change</b>            | <b>94.59%</b>  |
| Android Browser            |                |
| Jan 1, 2016 - Dec 31, 2016 | 448            |
| Jan 1, 2015 - Dec 31, 2015 | 661            |
| <b>% Change</b>            | <b>-32.22%</b> |
| Maxthon                    |                |
| Jan 1, 2016 - Dec 31, 2016 | 436            |
| Jan 1, 2015 - Dec 31, 2015 | 101            |
| <b>% Change</b>            | <b>331.68%</b> |
| UC Browser                 |                |
| Jan 1, 2016 - Dec 31, 2016 | 215            |
| Jan 1, 2015 - Dec 31, 2015 | 158            |
| <b>% Change</b>            | <b>36.08%</b>  |

## Visits and Pageviews by Mobile

| Mobile (Including Tablet)  | Sessions      | Pageviews     |
|----------------------------|---------------|---------------|
| No                         |               |               |
| Jan 1, 2016 - Dec 31, 2016 | 98,633        | 542,727       |
| Jan 1, 2015 - Dec 31, 2015 | 98,593        | 491,493       |
| <b>% Change</b>            | <b>0.04%</b>  | <b>10.42%</b> |
| Yes                        |               |               |
| Jan 1, 2016 - Dec 31, 2016 | 6,819         | 13,017        |
| Jan 1, 2015 - Dec 31, 2015 | 5,866         | 11,054        |
| <b>% Change</b>            | <b>16.25%</b> | <b>17.76%</b> |

| Country        | Jan 1, 2016 - Dec 31, 2016 | Jan 1, 2015 - Dec 31, 2015 | % Change | Avg. Time on Page | % Change |
|----------------|----------------------------|----------------------------|----------|-------------------|----------|
| France         | 2,975                      | 3,641                      | -18.29%  | 00:12:52          | 36.58%   |
| Chile          | 2,941                      | 2,981                      | -1.34%   | 00:12:59          | 17.82%   |
| United Kingdom | 2,742                      | 3,623                      | -24.32%  | 00:08:33          | -27.71%  |

## % New Visits

| Period                     | % New Visits  | Avg for View   |
|----------------------------|---------------|----------------|
| Jan 1, 2016 - Dec 31, 2016 | <b>44.17%</b> | 44.17% (0.00%) |
| Jan 1, 2015 - Dec 31, 2015 | <b>44.38%</b> | 44.38% (0.00%) |

## Unique Visitors

| Period                     | Unique Visitors | % of Total       |
|----------------------------|-----------------|------------------|
| Jan 1, 2016 - Dec 31, 2016 | <b>47,380</b>   | 100.00% (47,380) |
| Jan 1, 2015 - Dec 31, 2015 | <b>47,069</b>   | 100.00% (47,069) |

## Pageviews

| Period                     | Pageviews      | % of Total        |
|----------------------------|----------------|-------------------|
| Jan 1, 2016 - Dec 31, 2016 | <b>555,744</b> | 100.00% (555,744) |
| Jan 1, 2015 - Dec 31, 2015 | <b>502,547</b> | 100.00% (502,547) |

## Pages / Visit

| Period                     | Pages / Visit | Avg for View |
|----------------------------|---------------|--------------|
| Jan 1, 2016 - Dec 31, 2016 | <b>5.27</b>   | 5.27 (0.00%) |
| Jan 1, 2015 - Dec 31, 2015 | <b>4.81</b>   | 4.81 (0.00%) |

## Avg. Time on Page

| Period                     | Avg. Time on Page | Avg for View     |
|----------------------------|-------------------|------------------|
| Jan 1, 2016 - Dec 31, 2016 | <b>00:02:36</b>   | 00:02:36 (0.00%) |
| Jan 1, 2015 - Dec 31, 2015 | <b>00:02:37</b>   | 00:02:37 (0.00%) |