

# My Dashboard

Jan 1, 2016 - Sep 30, 2016  
Compare to: Jan 1, 2015 - Sep 30, 2015

**All Users**  
+0.00% Sessions

## Visits

Jan 1, 2016 - Sep 30, 2016

**74,351**

% of Total: 100.00% (74,351)



Jan 1, 2015 - Sep 30, 2015

**73,512**

% of Total: 100.00% (73,512)



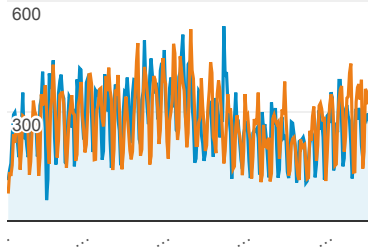
## Visits and Visits

Jan 1, 2016 - Sep 30, 2016:

● Sessions

Jan 1, 2015 - Sep 30, 2015:

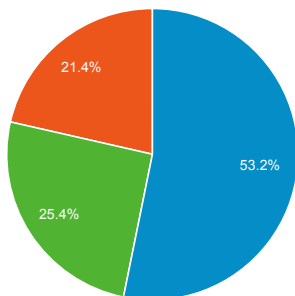
● Sessions



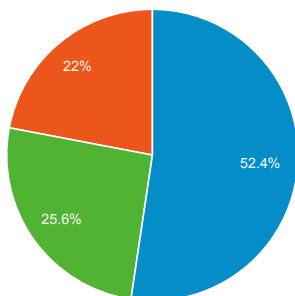
## Visits by Traffic Type

■ organic ■ direct ■ referral  
■ email

Jan 1, 2016 - Sep 30, 2016



Jan 1, 2015 - Sep 30, 2015



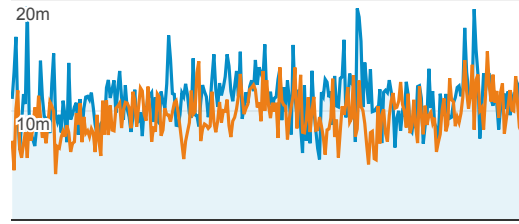
## Avg. Visit Duration

Jan 1, 2016 - Sep 30, 2016:

● Avg. Session Duration

Jan 1, 2015 - Sep 30, 2015:

● Avg. Session Duration



## Visits and Avg. Visit Duration by Country / Territory

Country	Sessions	Avg. Session Duration
United States		
Jan 1, 2016 - Sep 30, 2016	19,024	00:10:57
Jan 1, 2015 - Sep 30, 2015	18,188	00:09:42
<b>% Change</b>	<b>4.60%</b>	<b>12.93%</b>
Colombia		
Jan 1, 2016 - Sep 30, 2016	8,112	00:16:11
Jan 1, 2015 - Sep 30, 2015	6,994	00:14:24
<b>% Change</b>	<b>15.99%</b>	<b>12.44%</b>
Germany		
Jan 1, 2016 - Sep 30, 2016	4,075	00:09:54
Jan 1, 2015 - Sep 30, 2015	3,471	00:05:39
<b>% Change</b>	<b>17.40%</b>	<b>75.24%</b>
Canada		
Jan 1, 2016 - Sep 30, 2016	3,486	00:09:45
Jan 1, 2015 - Sep 30, 2015	2,821	00:09:56
<b>% Change</b>	<b>23.57%</b>	<b>-1.94%</b>
Spain		
Jan 1, 2016 - Sep 30, 2016	2,833	00:13:13
Jan 1, 2015 - Sep 30, 2015	3,819	00:11:32

## Browser

Browser	Pageviews
Chrome	
Jan 1, 2016 - Sep 30, 2016	273,114
Jan 1, 2015 - Sep 30, 2015	240,829
<b>% Change</b>	<b>13.41%</b>
Firefox	
Jan 1, 2016 - Sep 30, 2016	67,084
Jan 1, 2015 - Sep 30, 2015	51,718
<b>% Change</b>	<b>29.71%</b>
Safari	
Jan 1, 2016 - Sep 30, 2016	22,895
Jan 1, 2015 - Sep 30, 2015	17,852
<b>% Change</b>	<b>28.25%</b>
Internet Explorer	
Jan 1, 2016 - Sep 30, 2016	17,292
Jan 1, 2015 - Sep 30, 2015	30,484
<b>% Change</b>	<b>-43.28%</b>
Edge	
Jan 1, 2016 - Sep 30, 2016	4,545
Jan 1, 2015 - Sep 30, 2015	861
<b>% Change</b>	<b>427.87%</b>
Opera	
Jan 1, 2016 - Sep 30, 2016	2,153
Jan 1, 2015 - Sep 30, 2015	3,793
<b>% Change</b>	<b>-43.24%</b>
Android Browser	
Jan 1, 2016 - Sep 30, 2016	426
Jan 1, 2015 - Sep 30, 2015	537

## Visits and Pageviews by Mobile

Mobile (Including Tablet)	Sessions	Pageviews
No		
Jan 1, 2016 - Sep 30, 2016	71,231	382,750
Jan 1, 2015 - Sep 30, 2015	69,046	338,467
<b>% Change</b>	<b>3.16%</b>	<b>13.08%</b>
Yes		
Jan 1, 2016 - Sep 30, 2016	3,120	5,904
Jan 1, 2015 - Sep 30, 2015	4,466	8,499
<b>% Change</b>	<b>-30.14%</b>	<b>-30.53%</b>

015	3,045	00:11:32
<b>% Change</b>	<b>-26.40%</b>	<b>14.70%</b>
Brazil		
Jan 1, 2016 - Sep 30, 2016	2,300	00:10:43
Jan 1, 2015 - Sep 30, 2015	2,001	00:07:40
<b>% Change</b>	<b>14.94%</b>	<b>39.92%</b>
United Kingdom		
Jan 1, 2016 - Sep 30, 2016	2,155	00:08:23
Jan 1, 2015 - Sep 30, 2015	2,955	00:12:55
<b>% Change</b>	<b>-27.07%</b>	<b>-35.10%</b>
France		
Jan 1, 2016 - Sep 30, 2016	2,140	00:10:16
Jan 1, 2015 - Sep 30, 2015	2,362	00:07:39
<b>% Change</b>	<b>-9.40%</b>	<b>34.09%</b>
Chile		
Jan 1, 2016 - Sep 30, 2016	2,009	00:12:47
Jan 1, 2015 - Sep 30, 2015	1,958	00:09:59
<b>% Change</b>	<b>2.60%</b>	<b>27.94%</b>
China		
Jan 1, 2016 - Sep 30, 2016	1,883	00:07:27
Jan 1, 2015 - Sep 30, 2015	1,941	00:10:34
<b>% Change</b>	<b>-2.99%</b>	<b>-29.56%</b>

<b>% Change</b>	<b>-20.67%</b>
YaBrowser	
Jan 1, 2016 - Sep 30, 2016	360
Jan 1, 2015 - Sep 30, 2015	105
<b>% Change</b>	<b>242.86%</b>
Maxthon	
Jan 1, 2016 - Sep 30, 2016	179
Jan 1, 2015 - Sep 30, 2015	73
<b>% Change</b>	<b>145.21%</b>
SeaMonkey	
Jan 1, 2016 - Sep 30, 2016	145
Jan 1, 2015 - Sep 30, 2015	42
<b>% Change</b>	<b>245.24%</b>

### % New Visits

Jan 1, 2016 - Sep 30, 2016

**43.50%**

Avg for View: 43.50% (0.00%)



Jan 1, 2015 - Sep 30, 2015

**45.07%**

Avg for View: 45.07% (0.00%)



### Unique Visitors

Jan 1, 2016 - Sep 30, 2016

**33,145**

% of Total: 100.00% (33,145)



Jan 1, 2015 - Sep 30, 2015

**33,806**

% of Total: 100.00% (33,806)



### Pageviews

Jan 1, 2016 - Sep 30, 2016

**388,654**

% of Total: 100.00% (388,654)



Jan 1, 2015 - Sep 30, 2015

**346,966**

% of Total: 100.00% (346,966)



### Pages / Visit

Jan 1, 2016 - Sep 30, 2016

**5.23**

Avg for View: 5.23 (0.00%)



Jan 1, 2015 - Sep 30, 2015

**4.72**

Avg for View: 4.72 (0.00%)



Avg. Time on Page

---

Jan 1, 2016 - Sep 30, 2016

**00:02:35**

Avg for View: **00:02:35 (0.00%)**



Jan 1, 2015 - Sep 30, 2015

**00:02:35**

Avg for View: **00:02:35 (0.00%)**

