

My Dashboard

Sep 1, 2020 - Sep 30, 2020
Compare to: Aug 2, 2020 - Aug 31, 2020

All Users
+0.00% Sessions

Visits

Sep 1, 2020 - Sep 30, 2020

8,900

% of Total: 100.00% (8,900)



Aug 2, 2020 - Aug 31, 2020

6,736

% of Total: 100.00% (6,736)



Visits and Visits

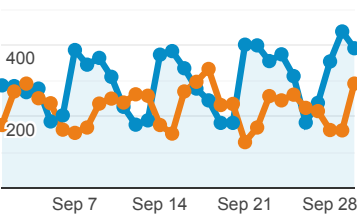
Sep 1, 2020 - Sep 30, 2020:

● Sessions

Aug 2, 2020 - Aug 31, 2020:

● Sessions

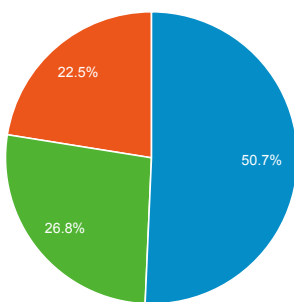
600



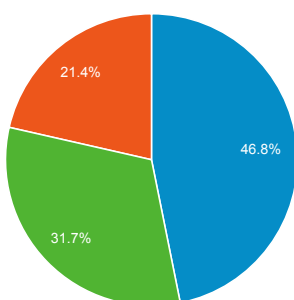
Visits by Traffic Type

■ organic ■ direct ■ referral

Sep 1, 2020 - Sep 30, 2020



Aug 2, 2020 - Aug 31, 2020



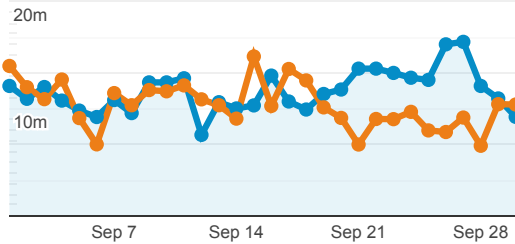
Visits and Pageviews by Mobile

Mobile

Avg. Visit Duration

Sep 1, 2020 - Sep 30, 2020: ● Avg. Session Duration

Aug 2, 2020 - Aug 31, 2020: ● Avg. Session Duration



Visits and Avg. Visit Duration by Country / Territory

Country	Sessions	Avg. Session Duration
United States		
Sep 1, 2020 - Sep 30, 2020	1,624	00:08:37
Aug 2, 2020 - Aug 31, 2020	1,666	00:09:22
% Change	-2.52%	-7.95%
Colombia		
Sep 1, 2020 - Sep 30, 2020	1,465	00:12:53
Aug 2, 2020 - Aug 31, 2020	1,173	00:13:18
% Change	24.89%	-3.05%
China		
Sep 1, 2020 - Sep 30, 2020	545	00:04:27
Aug 2, 2020 - Aug 31, 2020	216	00:02:25
% Change	152.31%	84.14%
Brazil		
Sep 1, 2020 - Sep 30, 2020	470	00:24:04
Aug 2, 2020 - Aug 31, 2020	313	00:17:10
% Change	50.16%	40.24%
India		
Sep 1, 2020 - Sep 30, 2020	408	00:06:49
Aug 2, 2020 - Aug 31, 2020	332	00:06:41
% Change	22.89%	2.04%
Chile		

Browser

Browser	Pageviews
Chrome	
Sep 1, 2020 - Sep 30, 2020	42,094
Aug 2, 2020 - Aug 31, 2020	28,050
% Change	50.07%
Firefox	
Sep 1, 2020 - Sep 30, 2020	2,828
Aug 2, 2020 - Aug 31, 2020	3,313
% Change	-14.64%
Safari	
Sep 1, 2020 - Sep 30, 2020	2,307
Aug 2, 2020 - Aug 31, 2020	2,038
% Change	13.20%
Edge	
Sep 1, 2020 - Sep 30, 2020	1,490
Aug 2, 2020 - Aug 31, 2020	1,062
% Change	40.30%
Opera	
Sep 1, 2020 - Sep 30, 2020	345
Aug 2, 2020 - Aug 31, 2020	502
% Change	-31.27%
Internet Explorer	
Sep 1, 2020 - Sep 30, 2020	176
Aug 2, 2020 - Aug 31, 2020	247
% Change	-28.74%
UC Browser	
Sep 1, 2020 - Sep 30, 2020	90
Aug 2, 2020 - Aug 31, 2020	55
% Change	63.64%
Samsung Internet	
Sep 1, 2020 - Sep 30, 2020	83
Aug 2, 2020 - Aug 31, 2020	80
% Change	3.75%
Mozilla Compatible Agent	
Sep 1, 2020 - Sep 30, 2020	70
Aug 2, 2020 - Aug 31, 2020	2
% Change	3,400.00%

(Including Tablet)

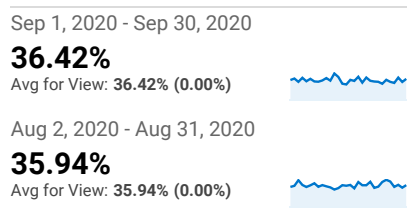
Sessions Pageviews

No		
Sep 1, 2020 - Sep 30, 2020	8,343	48,501
Aug 2, 2020 - Aug 31, 2020	6,308	34,884
% Change	32.26%	39.04%
Yes		
Sep 1, 2020 - Sep 30, 2020	557	1,046
Aug 2, 2020 - Aug 31, 2020	428	704
% Change	30.14%	48.58%

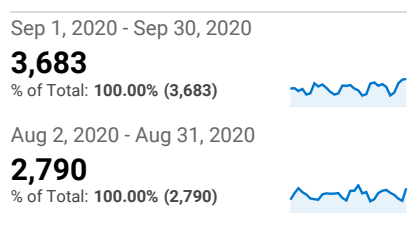
Sep 1, 2020 - Sep 30, 2020	277	00:09:15
Aug 2, 2020 - Aug 31, 2020	176	00:09:28
% Change	57.39%	-2.38%
Canada		
Sep 1, 2020 - Sep 30, 2020	274	00:18:04
Aug 2, 2020 - Aug 31, 2020	78	00:02:58
% Change	251.28%	508.29%
Italy		
Sep 1, 2020 - Sep 30, 2020	252	00:29:52
Aug 2, 2020 - Aug 31, 2020	152	00:17:37
% Change	65.79%	69.50%
Iran		
Sep 1, 2020 - Sep 30, 2020	227	00:09:13
Aug 2, 2020 - Aug 31, 2020	111	00:10:04
% Change	104.50%	-8.54%
Japan		
Sep 1, 2020 - Sep 30, 2020	211	00:09:03
Aug 2, 2020 - Aug 31, 2020	170	00:08:22
% Change	24.12%	8.07%

YaBrowser	
Sep 1, 2020 - Sep 30, 2020	27
Aug 2, 2020 - Aug 31, 2020	193
% Change	-86.01%

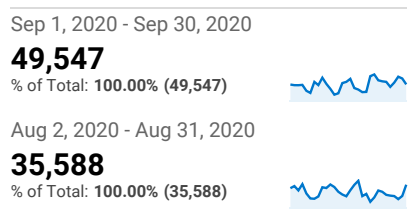
% New Visits



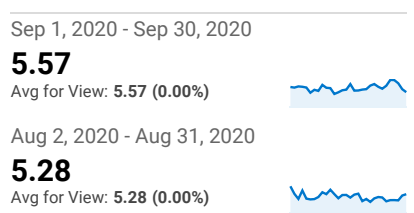
Unique Visitors



Pageviews



Pages / Visit



Avg. Time on Page

