

My Dashboard

Sep 1, 2018 - Sep 30, 2018
Compare to: Aug 2, 2018 - Aug 31, 2018

All Users
+0.00% Sessions

Visits

Sep 1, 2018 - Sep 30, 2018

7,899

% of Total: 100.00% (7,899)



Aug 2, 2018 - Aug 31, 2018

5,787

% of Total: 100.00% (5,787)



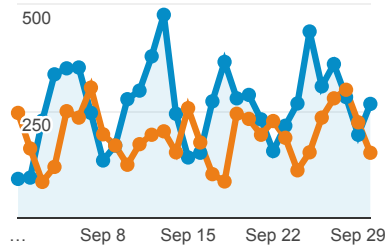
Visits and Visits

Sep 1, 2018 - Sep 30, 2018:

● Sessions

Aug 2, 2018 - Aug 31, 2018:

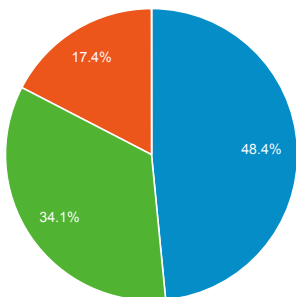
● Sessions



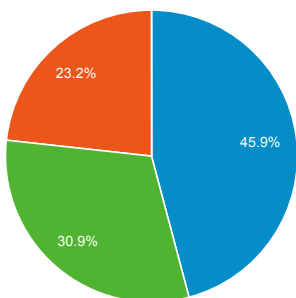
Visits by Traffic Type

organic direct referral social

Sep 1, 2018 - Sep 30, 2018



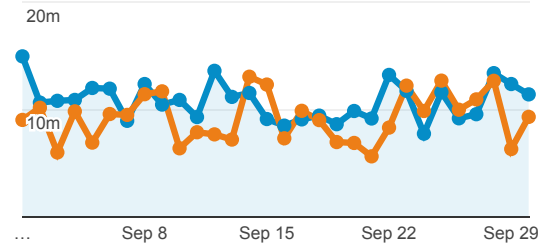
Aug 2, 2018 - Aug 31, 2018



Avg. Visit Duration

Sep 1, 2018 - Sep 30, 2018: ● Avg. Session Duration

Aug 2, 2018 - Aug 31, 2018: ● Avg. Session Duration



Visits and Avg. Visit Duration by Country / Territory

Country	Sessions	Avg. Session Duration
United States		
Sep 1, 2018 - Sep 30, 2018	2,159	00:11:02
Aug 2, 2018 - Aug 31, 2018	1,408	00:08:25
% Change	53.34%	31.20%
Colombia		
Sep 1, 2018 - Sep 30, 2018	898	00:11:41
Aug 2, 2018 - Aug 31, 2018	525	00:11:34
% Change	71.05%	1.13%
Brazil		
Sep 1, 2018 - Sep 30, 2018	406	00:16:42
Aug 2, 2018 - Aug 31, 2018	269	00:10:53
% Change	50.93%	53.51%
Chile		
Sep 1, 2018 - Sep 30, 2018	358	00:10:38
Aug 2, 2018 - Aug 31, 2018	345	00:12:13
% Change	3.77%	-13.00%
India		
Sep 1, 2018 - Sep 30, 2018	349	00:08:00
Aug 2, 2018 - Aug 31, 2018	359	00:05:54
% Change	-2.79%	35.53%

Browser

Browser	Pageviews
Chrome	
Sep 1, 2018 - Sep 30, 2018	27,777
Aug 2, 2018 - Aug 31, 2018	19,367
% Change	43.42%
Firefox	
Sep 1, 2018 - Sep 30, 2018	4,748
Aug 2, 2018 - Aug 31, 2018	3,466
% Change	36.99%
Safari	
Sep 1, 2018 - Sep 30, 2018	2,934
Aug 2, 2018 - Aug 31, 2018	1,662
% Change	76.53%
Edge	
Sep 1, 2018 - Sep 30, 2018	1,090
Aug 2, 2018 - Aug 31, 2018	584
% Change	86.64%
Opera	
Sep 1, 2018 - Sep 30, 2018	928
Aug 2, 2018 - Aug 31, 2018	304
% Change	205.26%
Internet Explorer	
Sep 1, 2018 - Sep 30, 2018	654
Aug 2, 2018 - Aug 31, 2018	650
% Change	0.62%
Samsung Internet	
Sep 1, 2018 - Sep 30, 2018	29
Aug 2, 2018 - Aug 31, 2018	10
% Change	190.00%
YaBrowser	
Sep 1, 2018 - Sep 30, 2018	27
Aug 2, 2018 - Aug 31, 2018	25
% Change	8.00%
Mozilla Compatible Agent	
Sep 1, 2018 - Sep 30, 2018	24
Aug 2, 2018 - Aug 31, 2018	19

Visits and Pageviews by Mobile

Mobile (Including Tablet)	Sessions	Pageviews
No		
Sep 1, 2018 - Sep 30, 2018	7,525	37,593
Aug 2, 2018 - Aug 31, 2018	5,427	25,513
% Change	38.66%	47.35%
Yes		
Sep 1, 2018 - Sep 30, 2018	374	668
Aug 2, 2018 - Aug 31, 2018	360	600
% Change	3.89%	11.33%

Canada		
Sep 1, 2018 - Sep 30, 2018	269	00:10:00
Aug 2, 2018 - Aug 31, 2018	232	00:16:22
% Change	15.95%	-38.90%
Sweden		
Sep 1, 2018 - Sep 30, 2018	249	00:17:29
Aug 2, 2018 - Aug 31, 2018	22	00:02:42
% Change	1,031.82%	547.67%
Iran		
Sep 1, 2018 - Sep 30, 2018	247	00:16:24
Aug 2, 2018 - Aug 31, 2018	188	00:12:56
% Change	31.38%	26.80%
Portugal		
Sep 1, 2018 - Sep 30, 2018	225	00:13:55
Aug 2, 2018 - Aug 31, 2018	65	00:13:10
% Change	246.15%	5.80%
Italy		
Sep 1, 2018 - Sep 30, 2018	206	00:16:42
Aug 2, 2018 - Aug 31, 2018	63	00:12:44
% Change	226.98%	31.05%

% Change		26.32%
Android Webview		
Sep 1, 2018 - Sep 30, 2018		20
Aug 2, 2018 - Aug 31, 2018		6
% Change		233.33%

