



# My Dashboard

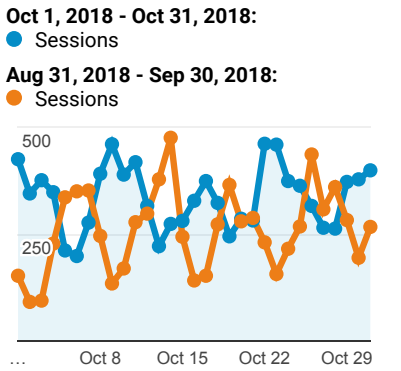
Oct 1, 2018 - Oct 31, 2018  
Compare to: Aug 31, 2018 - Sep 30, 2018

All Users  
+0.00% Sessions

## Visits



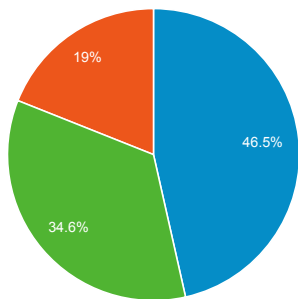
## Visits and Visits



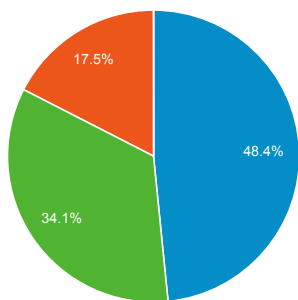
## Visits by Traffic Type

organic direct referral social

Oct 1, 2018 - Oct 31, 2018

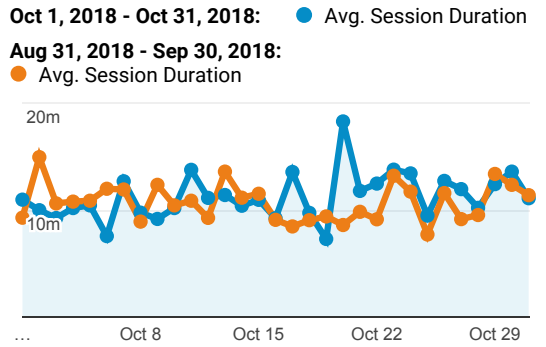


Aug 31, 2018 - Sep 30, 2018



## Visits and Pageviews by Mobile

## Avg. Visit Duration



## Visits and Avg. Visit Duration by Country / Territory

Country	Sessions	Avg. Session Duration
United States		
Oct 1, 2018 - Oct 31, 2018	2,197	00:10:44
Aug 31, 2018 - Sep 30, 2018	2,197	00:11:02
% Change	0.00%	-2.71%
Colombia		
Oct 1, 2018 - Oct 31, 2018	1,069	00:15:47
Aug 31, 2018 - Sep 30, 2018	910	00:11:37
% Change	17.47%	35.77%
Canada		
Oct 1, 2018 - Oct 31, 2018	594	00:08:16
Aug 31, 2018 - Sep 30, 2018	280	00:09:57
% Change	112.14%	-16.80%
Netherlands		
Oct 1, 2018 - Oct 31, 2018	513	00:13:32
Aug 31, 2018 - Sep 30, 2018	47	00:02:01
% Change	991.49%	568.56%
Brazil		
Oct 1, 2018 - Oct 31, 2018	489	00:16:10
Aug 31, 2018 - Sep 30, 2018	409	00:16:36
% Change	19.56%	-2.66%

## Browser

Browser	Pageviews
Chrome	
Oct 1, 2018 - Oct 31, 2018	42,237
Aug 31, 2018 - Sep 30, 2018	28,213
% Change	49.71%
Firefox	
Oct 1, 2018 - Oct 31, 2018	5,531
Aug 31, 2018 - Sep 30, 2018	4,800
% Change	15.23%
Safari	
Oct 1, 2018 - Oct 31, 2018	3,990
Aug 31, 2018 - Sep 30, 2018	2,976
% Change	34.07%
Edge	
Oct 1, 2018 - Oct 31, 2018	1,580
Aug 31, 2018 - Sep 30, 2018	1,099
% Change	43.77%
Internet Explorer	
Oct 1, 2018 - Oct 31, 2018	1,432
Aug 31, 2018 - Sep 30, 2018	655
% Change	118.63%
Opera	
Oct 1, 2018 - Oct 31, 2018	722
Aug 31, 2018 - Sep 30, 2018	961
% Change	-24.87%
Samsung Internet	
Oct 1, 2018 - Oct 31, 2018	36
Aug 31, 2018 - Sep 30, 2018	29
% Change	24.14%
Android Webview	
Oct 1, 2018 - Oct 31, 2018	32
Aug 31, 2018 - Sep 30, 2018	20

Mobile (Including Tablet)	Sessions	Pageviews
No		
Oct 1, 2018 - Oct 31, 2018	9,860	54,613
Aug 31, 2018 - Sep 30, 2018	7,667	38,152
<b>% Change</b>	<b>28.60%</b>	<b>43.15%</b>
Yes		
Oct 1, 2018 - Oct 31, 2018	561	1,012
Aug 31, 2018 - Sep 30, 2018	385	682
<b>% Change</b>	<b>45.71%</b>	<b>48.39%</b>

Spain		
Oct 1, 2018 - Oct 31, 2018	412	00:10:52
Aug 31, 2018 - Sep 30, 2018	179	00:02:32
<b>% Change</b>	<b>130.17%</b>	<b>328.52%</b>
Portugal		
Oct 1, 2018 - Oct 31, 2018	409	00:16:19
Aug 31, 2018 - Sep 30, 2018	229	00:14:00
<b>% Change</b>	<b>78.60%</b>	<b>16.56%</b>
India		
Oct 1, 2018 - Oct 31, 2018	390	00:08:13
Aug 31, 2018 - Sep 30, 2018	370	00:07:58
<b>% Change</b>	<b>5.41%</b>	<b>3.13%</b>
Germany		
Oct 1, 2018 - Oct 31, 2018	352	00:07:31
Aug 31, 2018 - Sep 30, 2018	191	00:02:04
<b>% Change</b>	<b>84.29%</b>	<b>265.10%</b>
Iran		
Oct 1, 2018 - Oct 31, 2018	298	00:14:19
Aug 31, 2018 - Sep 30, 2018	247	00:16:24
<b>% Change</b>	<b>20.65%</b>	<b>-12.78%</b>

% Change	
Safari (in-app)	<b>60.00%</b>
Oct 1, 2018 - Oct 31, 2018	13
Aug 31, 2018 - Sep 30, 2018	12
<b>% Change</b>	<b>8.33%</b>
SeaMonkey	
Oct 1, 2018 - Oct 31, 2018	11
Aug 31, 2018 - Sep 30, 2018	0
<b>% Change</b>	<b>100.00%</b>

