

My Dashboard

Nov 1, 2020 - Nov 30, 2020
Compare to: Oct 2, 2020 - Oct 31, 2020

All Users
+0.00% Sessions

Visits

Nov 1, 2020 - Nov 30, 2020

10,621

% of Total: 100.00% (10,621)



Oct 2, 2020 - Oct 31, 2020

9,914

% of Total: 100.00% (9,914)



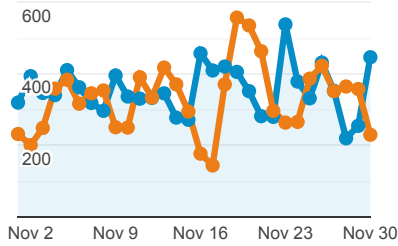
Visits and Visits

Nov 1, 2020 - Nov 30, 2020:

● Sessions

Oct 2, 2020 - Oct 31, 2020:

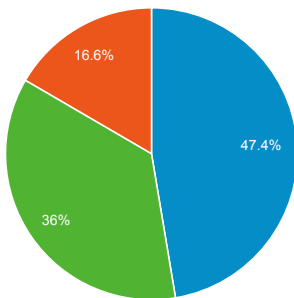
● Sessions



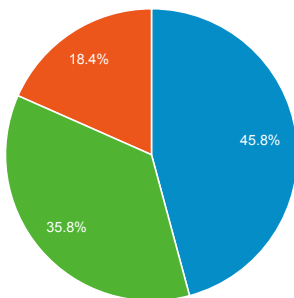
Visits by Traffic Type

■ organic ■ direct ■ referral

Nov 1, 2020 - Nov 30, 2020



Oct 2, 2020 - Oct 31, 2020



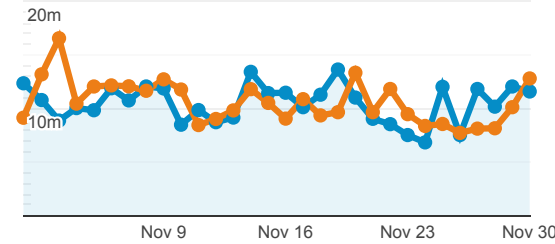
Visits and Pageviews by Mobile

Mobile

Avg. Visit Duration

Nov 1, 2020 - Nov 30, 2020: ● Avg. Session Duration

Oct 2, 2020 - Oct 31, 2020: ● Avg. Session Duration



Visits and Avg. Visit Duration by Country / Territory

Country	Sessions	Avg. Session Duration
Colombia		
Nov 1, 2020 - Nov 30, 2020	1,763	00:13:52
Oct 2, 2020 - Oct 31, 2020	1,581	00:14:38
% Change	11.51%	-5.29%
United States		
Nov 1, 2020 - Nov 30, 2020	1,597	00:06:56
Oct 2, 2020 - Oct 31, 2020	2,025	00:08:29
% Change	-21.14%	-18.33%
Turkey		
Nov 1, 2020 - Nov 30, 2020	776	00:11:56
Oct 2, 2020 - Oct 31, 2020	272	00:18:05
% Change	185.29%	-34.03%
China		
Nov 1, 2020 - Nov 30, 2020	542	00:05:55
Oct 2, 2020 - Oct 31, 2020	499	00:04:08
% Change	8.62%	42.74%
Germany		
Nov 1, 2020 - Nov 30, 2020	468	00:07:57
Oct 2, 2020 - Oct 31, 2020	375	00:05:31
% Change	24.80%	44.06%
Brazil		

Browser

Browser	Pageviews
Chrome	
Nov 1, 2020 - Nov 30, 2020	40,320
Oct 2, 2020 - Oct 31, 2020	39,648
% Change	1.69%
Safari	
Nov 1, 2020 - Nov 30, 2020	3,742
Oct 2, 2020 - Oct 31, 2020	2,527
% Change	48.08%
Edge	
Nov 1, 2020 - Nov 30, 2020	3,208
Oct 2, 2020 - Oct 31, 2020	2,326
% Change	37.92%
Firefox	
Nov 1, 2020 - Nov 30, 2020	2,459
Oct 2, 2020 - Oct 31, 2020	2,726
% Change	-9.79%
Opera	
Nov 1, 2020 - Nov 30, 2020	712
Oct 2, 2020 - Oct 31, 2020	758
% Change	-6.07%
Internet Explorer	
Nov 1, 2020 - Nov 30, 2020	543
Oct 2, 2020 - Oct 31, 2020	113
% Change	380.53%
UC Browser	
Nov 1, 2020 - Nov 30, 2020	64
Oct 2, 2020 - Oct 31, 2020	84
% Change	-23.81%
Mozilla Compatible Agent	
Nov 1, 2020 - Nov 30, 2020	56
Oct 2, 2020 - Oct 31, 2020	142
% Change	-60.56%
Samsung Internet	
Nov 1, 2020 - Nov 30, 2020	42
Oct 2, 2020 - Oct 31, 2020	82
% Change	-48.78%

(Including Tablet) Sessions Pageviews

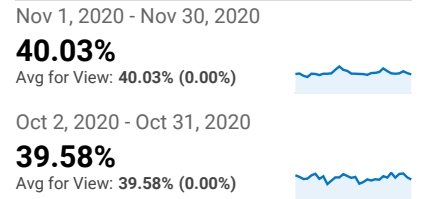
No		
Nov 1, 2020 - Nov 30, 2020	9,961	50,195
Oct 2, 2020 - Oct 31, 2020	9,280	47,274
% Change	7.34%	6.18%
Yes		
Nov 1, 2020 - Nov 30, 2020	660	997
Oct 2, 2020 - Oct 31, 2020	634	1,199
% Change	4.10%	-16.85%

Nov 1, 2020 - Nov 30, 2020	457	00:27:39
Oct 2, 2020 - Oct 31, 2020	448	00:15:25
% Change	2.01%	79.46%
India		
Nov 1, 2020 - Nov 30, 2020	412	00:04:58
Oct 2, 2020 - Oct 31, 2020	311	00:07:56
% Change	32.48%	-37.36%
United Kingdom		
Nov 1, 2020 - Nov 30, 2020	405	00:17:50
Oct 2, 2020 - Oct 31, 2020	215	00:26:15
% Change	88.37%	-32.02%
France		
Nov 1, 2020 - Nov 30, 2020	378	00:05:43
Oct 2, 2020 - Oct 31, 2020	117	00:04:26
% Change	223.08%	28.96%
Canada		
Nov 1, 2020 - Nov 30, 2020	286	00:07:16
Oct 2, 2020 - Oct 31, 2020	252	00:05:45
% Change	13.49%	26.64%

Android Webview

Nov 1, 2020 - Nov 30, 2020	18
Oct 2, 2020 - Oct 31, 2020	22
% Change	-18.18%

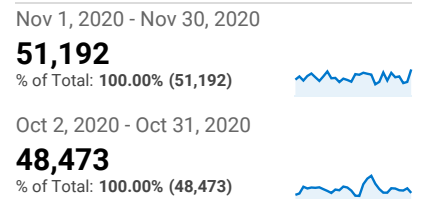
% New Visits



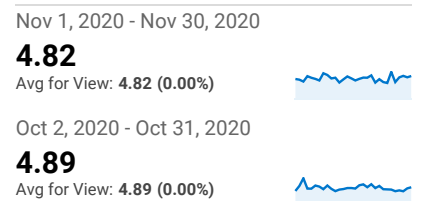
Unique Visitors



Pageviews



Pages / Visit



Avg. Time on Page

