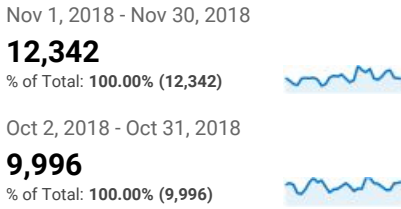


My Dashboard

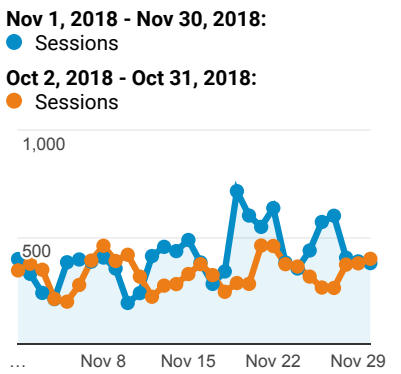
Nov 1, 2018 - Nov 30, 2018
Compare to: Oct 2, 2018 - Oct 31, 2018

All Users
+0.00% Sessions

Visits



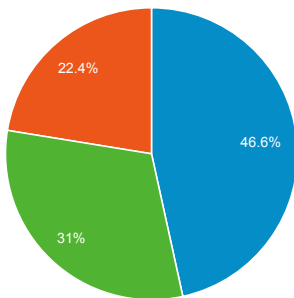
Visits



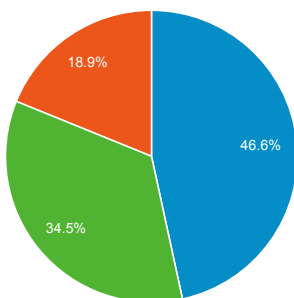
Visits by Traffic Type

organic direct referral

Nov 1, 2018 - Nov 30, 2018

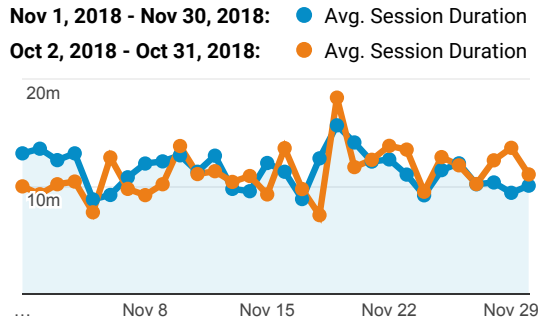


Oct 2, 2018 - Oct 31, 2018



Visits and Pageviews by Mobile

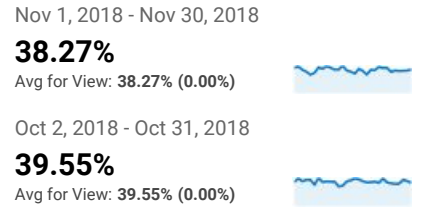
Avg. Visit Duration



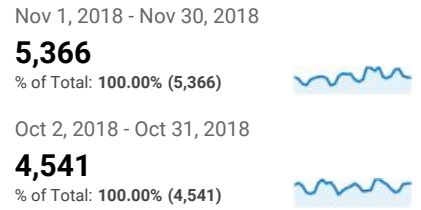
Visits and Avg. Visit Duration by Country / Territory

Country	Sessions	Avg. Session Duration
United States		
Nov 1, 2018 - Nov 30, 2018	2,246	00:10:01
Oct 2, 2018 - Oct 31, 2018	2,032	00:10:35
% Change	10.53%	-5.34%
Colombia		
Nov 1, 2018 - Nov 30, 2018	1,707	00:20:24
Oct 2, 2018 - Oct 31, 2018	1,047	00:16:01
% Change	63.04%	27.31%
Germany		
Nov 1, 2018 - Nov 30, 2018	688	00:07:52
Oct 2, 2018 - Oct 31, 2018	347	00:07:32
% Change	98.27%	4.33%
Mexico		
Nov 1, 2018 - Nov 30, 2018	682	00:14:13
Oct 2, 2018 - Oct 31, 2018	159	00:04:38
% Change	328.93%	207.05%
Portugal		
Nov 1, 2018 - Nov 30, 2018	643	00:18:19
Oct 2, 2018 - Oct 31, 2018	404	00:16:18
% Change	59.16%	12.30%

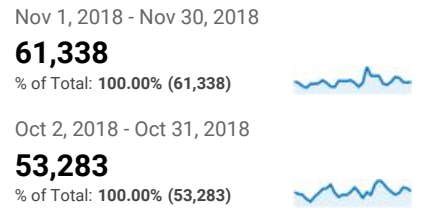
% New Visits



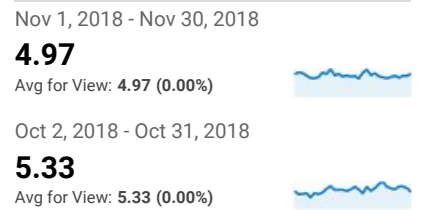
Unique Visitors



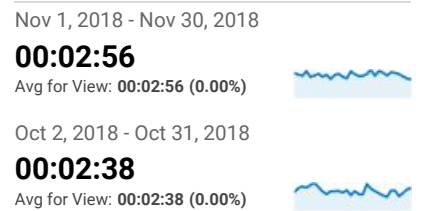
Pageviews



Pages / Visit



Avg. Time on Page



Mobile (Including Tablet)	Sessions	Pageviews
---------------------------	----------	-----------

No		
----	--	--

Nov 1, 2018 - Nov 30, 2018	11,746	60,276
----------------------------	--------	--------

Oct 2, 2018 - Oct 31, 2018	9,457	52,318
----------------------------	-------	--------

% Change	24.20%	15.21%
-----------------	---------------	---------------

Yes		
-----	--	--

Nov 1, 2018 - Nov 30, 2018	596	1,062
----------------------------	-----	-------

Oct 2, 2018 - Oct 31, 2018	539	965
----------------------------	-----	-----

% Change	10.58%	10.05%
-----------------	---------------	---------------

Chile

Nov 1, 2018 - Nov 30, 2018	597	00:15:25
----------------------------	-----	----------

Oct 2, 2018 - Oct 31, 2018	279	00:13:44
----------------------------	-----	----------

% Change	113.98%	12.22%
-----------------	----------------	---------------

Brazil

Nov 1, 2018 - Nov 30, 2018	550	00:13:21
----------------------------	-----	----------

Oct 2, 2018 - Oct 31, 2018	474	00:16:24
----------------------------	-----	----------

% Change	16.03%	-18.62%
-----------------	---------------	----------------

France

Nov 1, 2018 - Nov 30, 2018	477	00:12:24
----------------------------	-----	----------

Oct 2, 2018 - Oct 31, 2018	181	00:08:05
----------------------------	-----	----------

% Change	163.54%	53.33%
-----------------	----------------	---------------

Canada

Nov 1, 2018 - Nov 30, 2018	414	00:10:03
----------------------------	-----	----------

Oct 2, 2018 - Oct 31, 2018	555	00:08:18
----------------------------	-----	----------

% Change	-25.41%	21.30%
-----------------	----------------	---------------

India

Nov 1, 2018 - Nov 30, 2018	372	00:05:35
----------------------------	-----	----------

Oct 2, 2018 - Oct 31, 2018	383	00:08:10
----------------------------	-----	----------

% Change	-2.87%	-31.63%
-----------------	---------------	----------------