

My Dashboard

May 1, 2019 - May 31, 2019
Compare to: Mar 31, 2019 - Apr 30, 2019

All Users
+0.00% Sessions

Visits

May 1, 2019 - May 31, 2019

10,641

% of Total: 100.00% (10,641)



Mar 31, 2019 - Apr 30, 2019

10,695

% of Total: 100.00% (10,695)



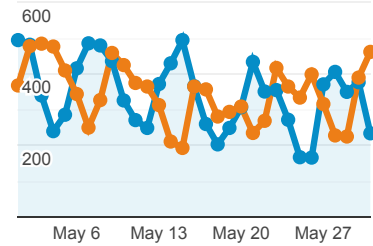
Visits and Visits

May 1, 2019 - May 31, 2019:

● Sessions

Mar 31, 2019 - Apr 30, 2019:

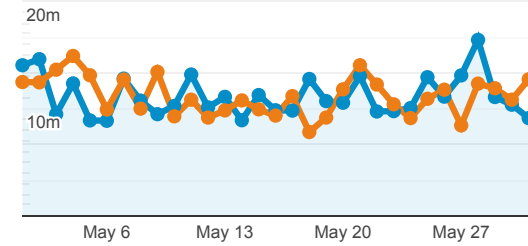
● Sessions



Avg. Visit Duration

May 1, 2019 - May 31, 2019: ● Avg. Session Duration

Mar 31, 2019 - Apr 30, 2019: ● Avg. Session Duration



Browser

Browser	Pageviews
Chrome	
May 1, 2019 - May 31, 2019	43,723
Mar 31, 2019 - Apr 30, 2019	42,556
% Change	2.74%
Firefox	
May 1, 2019 - May 31, 2019	5,319
Mar 31, 2019 - Apr 30, 2019	5,250
% Change	1.31%
Safari	
May 1, 2019 - May 31, 2019	2,183
Mar 31, 2019 - Apr 30, 2019	3,979
% Change	-45.14%
Edge	
May 1, 2019 - May 31, 2019	1,323
Mar 31, 2019 - Apr 30, 2019	2,422
% Change	-45.38%
Opera	
May 1, 2019 - May 31, 2019	620
Mar 31, 2019 - Apr 30, 2019	846
% Change	-26.71%
Internet Explorer	
May 1, 2019 - May 31, 2019	440
Mar 31, 2019 - Apr 30, 2019	471
% Change	-6.58%
Android Webview	
May 1, 2019 - May 31, 2019	96
Mar 31, 2019 - Apr 30, 2019	31
% Change	209.68%
Samsung Internet	
May 1, 2019 - May 31, 2019	95
Mar 31, 2019 - Apr 30, 2019	38
% Change	150.00%
YaBrowser	
May 1, 2019 - May 31, 2019	31
Mar 31, 2019 - Apr 30, 2019	16
% Change	93.75%

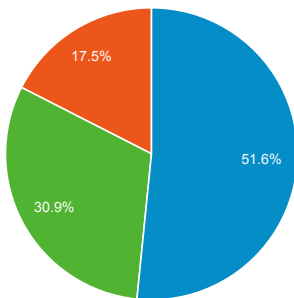
Visits and Avg. Visit Duration by Country / Territory

Country	Sessions	Avg. Session Duration
Colombia		
May 1, 2019 - May 31, 2019	1,815	00:16:30
Mar 31, 2019 - Apr 30, 2019	984	00:14:45
% Change	84.45%	11.87%
United States		
May 1, 2019 - May 31, 2019	1,423	00:06:13
Mar 31, 2019 - Apr 30, 2019	1,970	00:07:15
% Change	-27.77%	-14.22%
Turkey		
May 1, 2019 - May 31, 2019	724	00:13:58
Mar 31, 2019 - Apr 30, 2019	380	00:18:58
% Change	90.53%	-26.36%
Spain		
May 1, 2019 - May 31, 2019	508	00:11:57
Mar 31, 2019 - Apr 30, 2019	309	00:14:32
% Change	64.40%	-17.79%
Mexico		
May 1, 2019 - May 31, 2019	502	00:13:00
Mar 31, 2019 - Apr 30, 2019	198	00:09:47
% Change	153.54%	32.84%
Portugal		

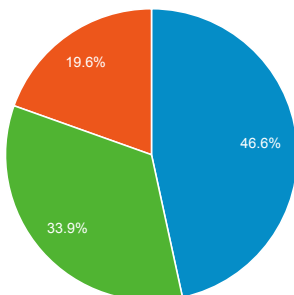
Visits by Traffic Type

■ organic ■ direct ■ referral

May 1, 2019 - May 31, 2019



Mar 31, 2019 - Apr 30, 2019



Visits and Pageviews by Mobile

Mobile

(Including Tablet)

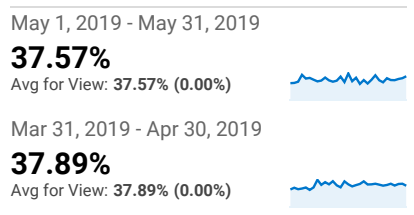
Sessions Pageviews

No		
May 1, 2019 - May 31, 2019	9,957	52,573
Mar 31, 2019 - Apr 30, 2019	10,084	54,570
% Change	-1.26%	-3.66%
Yes		
May 1, 2019 - May 31, 2019	684	1,307
Mar 31, 2019 - Apr 30, 2019	611	1,111
% Change	11.95%	17.64%

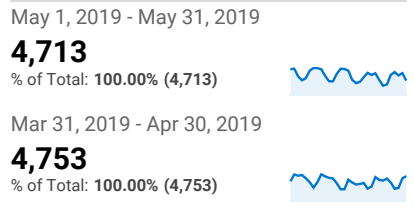
May 1, 2019 - May 31, 2019	418	00:23:17
Mar 31, 2019 - Apr 30, 2019	403	00:18:06
% Change	3.72%	28.62%
Brazil		
May 1, 2019 - May 31, 2019	417	00:13:20
Mar 31, 2019 - Apr 30, 2019	359	00:13:16
% Change	16.16%	0.48%
India		
May 1, 2019 - May 31, 2019	377	00:11:11
Mar 31, 2019 - Apr 30, 2019	467	00:09:11
% Change	-19.27%	21.87%
Germany		
May 1, 2019 - May 31, 2019	356	00:04:23
Mar 31, 2019 - Apr 30, 2019	419	00:08:08
% Change	-15.04%	-46.20%
China		
May 1, 2019 - May 31, 2019	309	00:02:18
Mar 31, 2019 - Apr 30, 2019	525	00:07:01
% Change	-41.14%	-67.13%

Android Browser	
May 1, 2019 - May 31, 2019	14
Mar 31, 2019 - Apr 30, 2019	3
% Change	366.67%

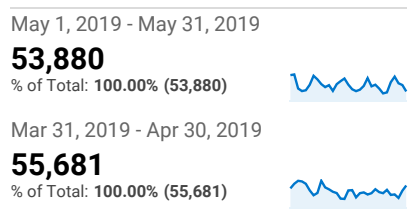
% New Visits



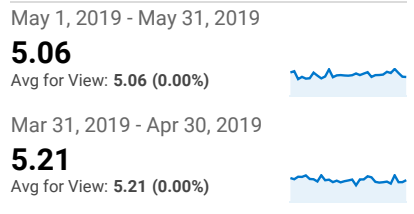
Unique Visitors



Pageviews



Pages / Visit



Avg. Time on Page

