

## My Dashboard

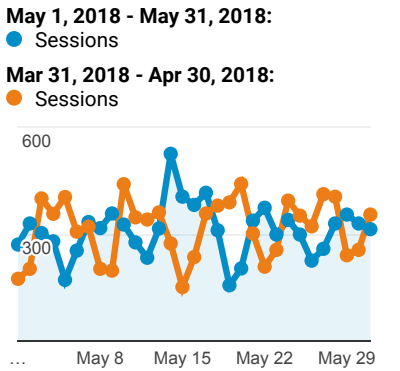
May 1, 2018 - May 31, 2018  
Compare to: Mar 31, 2018 - Apr 30, 2018

All Users  
+0.00% Sessions

### Visits



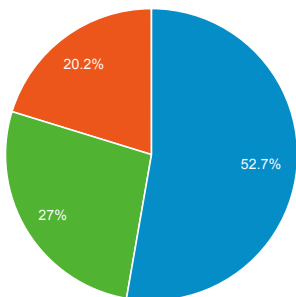
### Visits and Visits



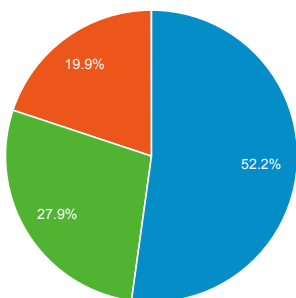
### Visits by Traffic Type

organic direct referral social

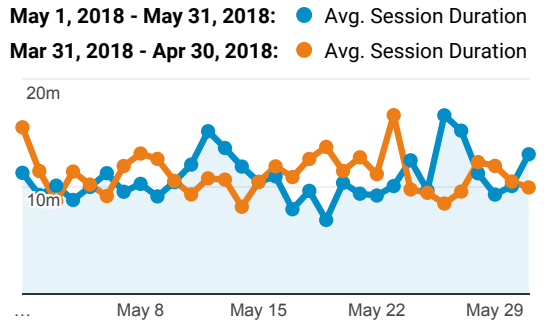
May 1, 2018 - May 31, 2018



Mar 31, 2018 - Apr 30, 2018



### Avg. Visit Duration



### Visits and Avg. Visit Duration by Country / Territory

Country	Sessions	Avg. Session Duration
Colombia		
May 1, 2018 - May 31, 2018	1,585	00:13:03
Mar 31, 2018 - Apr 30, 2018	1,136	00:13:56
<b>% Change</b>	<b>39.52%</b>	<b>-6.34%</b>
United States		
May 1, 2018 - May 31, 2018	1,494	00:08:17
Mar 31, 2018 - Apr 30, 2018	2,476	00:10:56
<b>% Change</b>	<b>-39.66%</b>	<b>-24.20%</b>
Turkey		
May 1, 2018 - May 31, 2018	538	00:12:15
Mar 31, 2018 - Apr 30, 2018	322	00:11:01
<b>% Change</b>	<b>67.08%</b>	<b>11.09%</b>
Spain		
May 1, 2018 - May 31, 2018	395	00:07:40
Mar 31, 2018 - Apr 30, 2018	249	00:07:08
<b>% Change</b>	<b>58.63%</b>	<b>7.56%</b>
India		
May 1, 2018 - May 31, 2018	389	00:12:28
Mar 31, 2018 - Apr 30, 2018	265	00:08:28
<b>% Change</b>	<b>46.79%</b>	<b>47.07%</b>

### Browser

Browser	Pageviews
Chrome	
May 1, 2018 - May 31, 2018	34,597
Mar 31, 2018 - Apr 30, 2018	37,676
<b>% Change</b>	<b>-8.17%</b>
Firefox	
May 1, 2018 - May 31, 2018	6,663
Mar 31, 2018 - Apr 30, 2018	6,005
<b>% Change</b>	<b>10.96%</b>
Safari	
May 1, 2018 - May 31, 2018	2,156
Mar 31, 2018 - Apr 30, 2018	3,906
<b>% Change</b>	<b>-44.80%</b>
Internet Explorer	
May 1, 2018 - May 31, 2018	995
Mar 31, 2018 - Apr 30, 2018	1,228
<b>% Change</b>	<b>-18.97%</b>
Edge	
May 1, 2018 - May 31, 2018	937
Mar 31, 2018 - Apr 30, 2018	1,973
<b>% Change</b>	<b>-52.51%</b>
Opera	
May 1, 2018 - May 31, 2018	477
Mar 31, 2018 - Apr 30, 2018	380
<b>% Change</b>	<b>25.53%</b>
Android Webview	
May 1, 2018 - May 31, 2018	30
Mar 31, 2018 - Apr 30, 2018	17
<b>% Change</b>	<b>76.47%</b>
YaBrowser	
May 1, 2018 - May 31, 2018	30
Mar 31, 2018 - Apr 30, 2018	52
<b>% Change</b>	<b>-42.31%</b>
Sogou web spider	
May 1, 2018 - May 31, 2018	20
Mar 31, 2018 - Apr 30, 2018	24

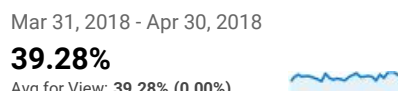
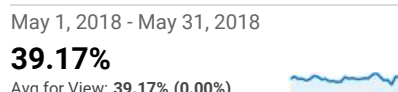
### Visits and Pageviews by Mobile

Mobile (Including Tablet)	Sessions	Pageviews
No		
May 1, 2018 - May 31, 2018	9,226	45,262
Mar 31, 2018 - Apr 30, 2018	9,349	50,613
<b>% Change</b>	<b>-1.32%</b>	<b>-10.57%</b>
Yes		
May 1, 2018 - May 31, 2018	411	703
Mar 31, 2018 - Apr 30, 2018	442	872
<b>% Change</b>	<b>-7.01%</b>	<b>-19.38%</b>

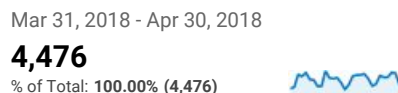
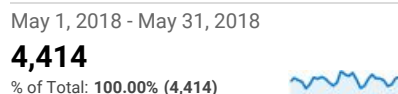
Brazil		
May 1, 2018 - May 31, 2018	365	00:12:58
Mar 31, 2018 - Apr 30, 2018	320	00:17:02
<b>% Change</b>	<b>14.06%</b>	<b>-23.87%</b>
Canada		
May 1, 2018 - May 31, 2018	343	00:13:04
Mar 31, 2018 - Apr 30, 2018	419	00:12:10
<b>% Change</b>	<b>-18.14%</b>	<b>7.33%</b>
Mexico		
May 1, 2018 - May 31, 2018	314	00:13:47
Mar 31, 2018 - Apr 30, 2018	150	00:09:28
<b>% Change</b>	<b>109.33%</b>	<b>45.71%</b>
Chile		
May 1, 2018 - May 31, 2018	311	00:08:58
Mar 31, 2018 - Apr 30, 2018	396	00:09:49
<b>% Change</b>	<b>-21.46%</b>	<b>-8.58%</b>
Germany		
May 1, 2018 - May 31, 2018	308	00:06:24
Mar 31, 2018 - Apr 30, 2018	391	00:11:12
<b>% Change</b>	<b>-21.23%</b>	<b>-42.90%</b>

% Change		-16.67%
Samsung Internet		
May 1, 2018 - May 31, 2018		18
Mar 31, 2018 - Apr 30, 2018		18
<b>% Change</b>		<b>0.00%</b>

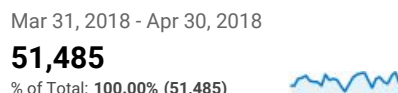
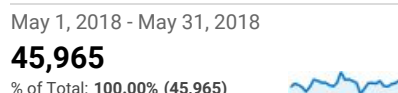
### % New Visits



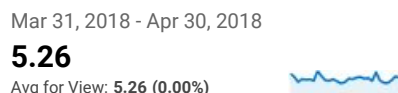

### Unique Visitors



### Pageviews



### Pages / Visit



### Avg. Time on Page

