

My Dashboard

Mar 1, 2022 - Mar 31, 2022
Compare to: Feb 1, 2022 - Feb 28, 2022

All Users
+0.00% Sessions

Visits

Mar 1, 2022 - Mar 31, 2022
8,121
% of Total: 100.00% (8,121)

Feb 1, 2022 - Feb 28, 2022
7,028
% of Total: 100.00% (7,028)

Visits and Visits

Mar 1, 2022 - Mar 31, 2022: Sessions
Feb 1, 2022 - Feb 28, 2022: Sessions

Visits by Traffic Type

Legend: direct (blue), organic (green), referral (orange)

Mar 1, 2022 - Mar 31, 2022

direct	40.8%
organic	38%
referral	21.2%

Feb 1, 2022 - Feb 28, 2022

direct	41.3%
organic	39.6%
referral	19%

Visits and Pageviews by Mobile

Mobile (Including Tablet)	Sessions	Pageviews
No		
Mar 1, 2022 - Mar 31, 2022	7,463	29,792
Feb 1, 2022 - Feb 28, 2022	6,436	29,519
% Change	15.96%	0.92%
Yes		
Mar 1, 2022 - Mar 31, 2022	658	926
Feb 1, 2022 - Feb 28, 2022	592	819
% Change	11.15%	13.06%

Avg. Visit Duration

Mar 1, 2022 - Mar 31, 2022: Avg. Session Duration
Feb 1, 2022 - Feb 28, 2022: Avg. Session Duration

Visits and Avg. Visit Duration by Country / Territory

Country	Sessions	Avg. Session Duration
United States		
Mar 1, 2022 - Mar 31, 2022	1,451	00:05:52
Feb 1, 2022 - Feb 28, 2022	1,213	00:06:12
% Change	19.62%	-5.55%
China		
Mar 1, 2022 - Mar 31, 2022	981	00:03:33
Feb 1, 2022 - Feb 28, 2022	637	00:03:06
% Change	54.00%	14.78%
Colombia		
Mar 1, 2022 - Mar 31, 2022	881	00:10:53
Feb 1, 2022 - Feb 28, 2022	857	00:10:46
% Change	2.80%	1.12%
Brazil		
Mar 1, 2022 - Mar 31, 2022	505	00:17:10
Feb 1, 2022 - Feb 28, 2022	263	00:09:52
% Change	92.02%	73.97%
India		
Mar 1, 2022 - Mar 31, 2022	357	00:06:59
Feb 1, 2022 - Feb 28, 2022	250	00:12:09
% Change	42.80%	-42.51%
Canada		
Mar 1, 2022 - Mar 31, 2022	348	00:08:51
Feb 1, 2022 - Feb 28, 2022	154	00:03:43
% Change	125.97%	138.05%
Turkey		
Mar 1, 2022 - Mar 31, 2022	306	00:10:11
Feb 1, 2022 - Feb 28, 2022	179	00:12:50
% Change	70.95%	-20.59%
Spain		
Mar 1, 2022 - Mar 31, 2022	277	00:06:47
Feb 1, 2022 - Feb 28, 2022	235	00:04:03
% Change	17.87%	67.78%
Iran		
Mar 1, 2022 - Mar 31, 2022	247	00:07:06
Feb 1, 2022 - Feb 28, 2022	364	00:11:50
% Change	-32.14%	-40.03%
Germany		

Browser

Browser	Pageviews
Chrome	
Mar 1, 2022 - Mar 31, 2022	22,475
Feb 1, 2022 - Feb 28, 2022	21,393
% Change	5.06%
Edge	
Mar 1, 2022 - Mar 31, 2022	2,845
Feb 1, 2022 - Feb 28, 2022	3,010
% Change	-5.48%
Safari	
Mar 1, 2022 - Mar 31, 2022	2,716
Feb 1, 2022 - Feb 28, 2022	3,193
% Change	-14.94%
Firefox	
Mar 1, 2022 - Mar 31, 2022	1,712
Feb 1, 2022 - Feb 28, 2022	1,900
% Change	-9.89%
Opera	
Mar 1, 2022 - Mar 31, 2022	417
Feb 1, 2022 - Feb 28, 2022	432
% Change	-3.47%
Mozilla Compatible Agent	
Mar 1, 2022 - Mar 31, 2022	319
Feb 1, 2022 - Feb 28, 2022	232
% Change	37.50%
UC Browser	
Mar 1, 2022 - Mar 31, 2022	99
Feb 1, 2022 - Feb 28, 2022	65
% Change	52.31%
Internet Explorer	
Mar 1, 2022 - Mar 31, 2022	51
Feb 1, 2022 - Feb 28, 2022	42
% Change	21.43%
Android Webview	
Mar 1, 2022 - Mar 31, 2022	27
Feb 1, 2022 - Feb 28, 2022	35
% Change	-22.86%
YaBrowser	
Mar 1, 2022 - Mar 31, 2022	20
Feb 1, 2022 - Feb 28, 2022	0
% Change	100.00%

% New Visits


Mar 1, 2022 - Mar 31, 2022
49.24%
Avg for View: 49.24% (0.00%)


Feb 1, 2022 - Feb 28, 2022
48.00%

Mar 1, 2022 - Mar 31, 2022	178	00:01:43
Feb 1, 2022 - Feb 28, 2022	226	00:06:19
% Change	-21.24%	-72.89%


48.09%
Avg for View: 48.09% (0.00%) 


Unique Visitors

Mar 1, 2022 - Mar 31, 2022
4,418
% of Total: 100.00% (4,418) 


Feb 1, 2022 - Feb 28, 2022
3,811
% of Total: 100.00% (3,811) 


Pageviews

Mar 1, 2022 - Mar 31, 2022
30,718
% of Total: 100.00% (30,718) 


Feb 1, 2022 - Feb 28, 2022
30,338
% of Total: 100.00% (30,338) 

Pages / Visit

Mar 1, 2022 - Mar 31, 2022
3.78
Avg for View: 3.78 (0.00%) 

Feb 1, 2022 - Feb 28, 2022
4.32
Avg for View: 4.32 (0.00%) 

Avg. Time on Page

Mar 1, 2022 - Mar 31, 2022
00:02:44
Avg for View: 00:02:44 (0.00%) 

Feb 1, 2022 - Feb 28, 2022
00:02:37
Avg for View: 00:02:37 (0.00%) 