

My Dashboard

Mar 1, 2018 - Mar 31, 2018
Compare to: Jan 29, 2018 - Feb 28, 2018

All Users
+0.00% Sessions

Visits

Mar 1, 2018 - Mar 31, 2018

9,751
% of Total: 100.00% (9,751)



Jan 29, 2018 - Feb 28, 2018

9,635
% of Total: 100.00% (9,635)



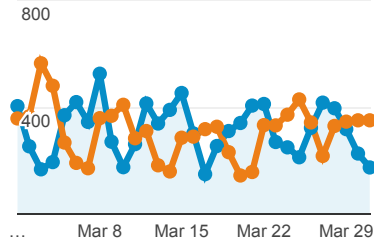
Visits

Mar 1, 2018 - Mar 31, 2018:

● Sessions

Jan 29, 2018 - Feb 28, 2018:

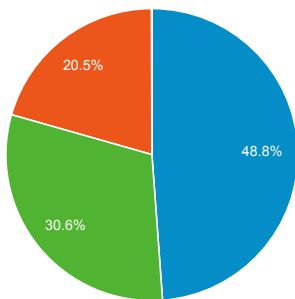
● Sessions



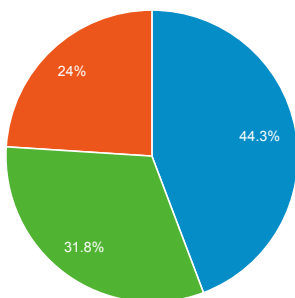
Visits by Traffic Type

organic direct referral social

Mar 1, 2018 - Mar 31, 2018



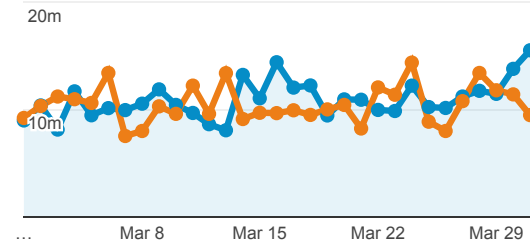
Jan 29, 2018 - Feb 28, 2018



Avg. Visit Duration

Mar 1, 2018 - Mar 31, 2018: ● Avg. Session Duration

Jan 29, 2018 - Feb 28, 2018: ● Avg. Session Duration



Visits and Avg. Visit Duration by Country / Territory

Country	Sessions	Avg. Session Duration
United States		
Mar 1, 2018 - Mar 31, 2018	2,077	00:11:24
Jan 29, 2018 - Feb 28, 2018	2,618	00:10:11
% Change	-20.66%	12.02%
Colombia		
Mar 1, 2018 - Mar 31, 2018	1,001	00:12:40
Jan 29, 2018 - Feb 28, 2018	871	00:13:25
% Change	14.93%	-5.62%
India		
Mar 1, 2018 - Mar 31, 2018	512	00:10:04
Jan 29, 2018 - Feb 28, 2018	396	00:10:03
% Change	29.29%	0.26%
Spain		
Mar 1, 2018 - Mar 31, 2018	505	00:14:40
Jan 29, 2018 - Feb 28, 2018	367	00:10:28
% Change	37.60%	40.08%
Canada		
Mar 1, 2018 - Mar 31, 2018	457	00:12:23
Jan 29, 2018 - Feb 28, 2018	257	00:06:59
% Change	77.82%	77.25%

% New Visits

Mar 1, 2018 - Mar 31, 2018

39.12%
Avg for View: 39.12% (0.00%)



Jan 29, 2018 - Feb 28, 2018

38.41%
Avg for View: 38.41% (0.00%)



Unique Visitors

Mar 1, 2018 - Mar 31, 2018

4,325
% of Total: 100.00% (4,325)



Jan 29, 2018 - Feb 28, 2018

4,211
% of Total: 100.00% (4,211)



Pageviews

Mar 1, 2018 - Mar 31, 2018

49,339
% of Total: 100.00% (49,339)



Jan 29, 2018 - Feb 28, 2018

47,246
% of Total: 100.00% (47,246)



Pages / Visit

Mar 1, 2018 - Mar 31, 2018

5.06
Avg for View: 5.06 (0.00%)



Jan 29, 2018 - Feb 28, 2018

4.90
Avg for View: 4.90 (0.00%)



Avg. Time on Page

Mar 1, 2018 - Mar 31, 2018

00:02:39
Avg for View: 00:02:39 (0.00%)



Jan 29, 2018 - Feb 28, 2018

00:02:41
Avg for View: 00:02:41 (0.00%)



Visits and Pageviews by Mobile

Mobile (Including Tablet)	Sessions	Pageviews
No		
Mar 1, 2018 - Mar 31, 2018	9,210	48,352
Jan 29, 2018 - Feb 28, 2018	9,129	46,167
% Change	0.89%	4.73%
Yes		
Mar 1, 2018 - Mar 31, 2018	541	987
Jan 29, 2018 - Feb 28, 2018	506	1,079
% Change	6.92%	-8.53%

Brazil

Mar 1, 2018 - Mar 31, 2018	428	00:10:07
Jan 29, 2018 - Feb 28, 2018	286	00:11:37
% Change	49.65%	-12.85%
Hong Kong		
Mar 1, 2018 - Mar 31, 2018	307	00:19:13
Jan 29, 2018 - Feb 28, 2018	9	00:00:43
% Change	3,311.11%	2,589.36%
Germany		
Mar 1, 2018 - Mar 31, 2018	306	00:10:30
Jan 29, 2018 - Feb 28, 2018	252	00:05:43
% Change	21.43%	83.55%
Australia		
Mar 1, 2018 - Mar 31, 2018	303	00:17:52
Jan 29, 2018 - Feb 28, 2018	126	00:16:19
% Change	140.48%	9.55%
France		
Mar 1, 2018 - Mar 31, 2018	290	00:06:32
Jan 29, 2018 - Feb 28, 2018	323	00:08:16
% Change	-10.22%	-20.96%