

# My Dashboard

Mar 1, 2016 - Mar 31, 2016  
Compare to: Jan 30, 2016 - Feb 29, 2016

**All Users**  
+0.00% Sessions

## Visits

Mar 1, 2016 - Mar 31, 2016

**9,171**

% of Total: 100.00% (9,171)



Jan 30, 2016 - Feb 29, 2016

**8,973**

% of Total: 100.00% (8,973)



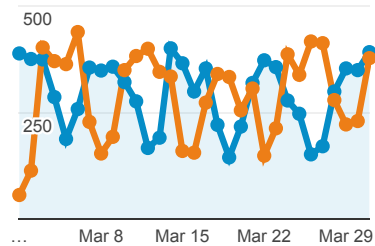
## Visits and Visits

Mar 1, 2016 - Mar 31, 2016:

● Sessions

Jan 30, 2016 - Feb 29, 2016:

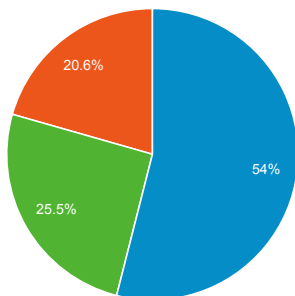
● Sessions



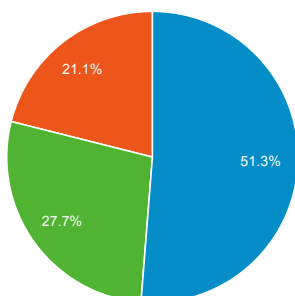
## Visits by Traffic Type

■ organic ■ direct ■ referral

Mar 1, 2016 - Mar 31, 2016



Jan 30, 2016 - Feb 29, 2016



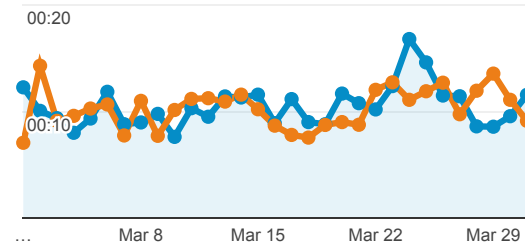
## Avg. Visit Duration

Mar 1, 2016 - Mar 31, 2016:

● Avg. Session Duration

Jan 30, 2016 - Feb 29, 2016:

● Avg. Session Duration



## Visits and Avg. Visit Duration by Country / Territory

Country	Sessions	Avg. Session Duration
United States		
Mar 1, 2016 - Mar 31, 2016	2,774	00:12:50
Jan 30, 2016 - Feb 29, 2016	3,022	00:12:30
<b>% Change</b>	<b>-8.21%</b>	<b>2.57%</b>
Colombia		
Mar 1, 2016 - Mar 31, 2016	744	00:15:42
Jan 30, 2016 - Feb 29, 2016	469	00:18:03
<b>% Change</b>	<b>58.64%</b>	<b>-12.98%</b>
Germany		
Mar 1, 2016 - Mar 31, 2016	370	00:08:59
Jan 30, 2016 - Feb 29, 2016	316	00:08:08
<b>% Change</b>	<b>17.09%</b>	<b>10.42%</b>
Canada		
Mar 1, 2016 - Mar 31, 2016	358	00:08:08
Jan 30, 2016 - Feb 29, 2016	283	00:10:44
<b>% Change</b>	<b>26.50%</b>	<b>-24.26%</b>
Sweden		
Mar 1, 2016 - Mar 31, 2016	341	00:12:40
Jan 30, 2016 - Feb 29, 2016	341	00:12:40

## Browser

Browser	Pageviews
Chrome	
Mar 1, 2016 - Mar 31, 2016	35,451
Jan 30, 2016 - Feb 29, 2016	36,950
<b>% Change</b>	<b>-4.06%</b>
Firefox	
Mar 1, 2016 - Mar 31, 2016	6,984
Jan 30, 2016 - Feb 29, 2016	5,743
<b>% Change</b>	<b>21.61%</b>
Internet Explorer	
Mar 1, 2016 - Mar 31, 2016	3,127
Jan 30, 2016 - Feb 29, 2016	2,931
<b>% Change</b>	<b>6.69%</b>
Safari	
Mar 1, 2016 - Mar 31, 2016	2,719
Jan 30, 2016 - Feb 29, 2016	2,733
<b>% Change</b>	<b>-0.51%</b>
Edge	
Mar 1, 2016 - Mar 31, 2016	527
Jan 30, 2016 - Feb 29, 2016	617
<b>% Change</b>	<b>-14.59%</b>
Opera	
Mar 1, 2016 - Mar 31, 2016	232
Jan 30, 2016 - Feb 29, 2016	156
<b>% Change</b>	<b>48.72%</b>
YaBrowser	
Mar 1, 2016 - Mar 31, 2016	34
Jan 30, 2016 - Feb 29, 2016	51

## Visits and Pageviews by Mobile

Mobile (Including Tablet)	Sessions	Pageviews
No		
Mar 1, 2016 - Mar 31, 2016	8,787	48,306
Jan 30, 2016 - Feb 29, 2016	8,526	48,397
<b>% Change</b>	<b>3.06%</b>	<b>-0.19%</b>
Yes		
Mar 1, 2016 - Mar 31, 2016	384	851
Jan 30, 2016 - Feb 29, 2016	447	929
<b>% Change</b>	<b>-14.09%</b>	<b>-8.40%</b>

Jan 30, 2016 - Feb 29, 2016

341

00:11:20

16

**% Change**

**0.00%**

**11.73%**

**% Change**

**-33.33%**

Spain

Android Browser

Mar 1, 2016 - Mar 31, 2016

337

00:11:17

Mar 1, 2016 - Mar 31, 2016

19

Jan 30, 2016 - Feb 29, 2016

406

00:11:18

Jan 30, 2016 - Feb 29, 2016

18

**% Change**

**-17.00%**

**-0.02%**

**% Change**

**5.56%**

France

Maxthon

Mar 1, 2016 - Mar 31, 2016

284

00:08:26

Mar 1, 2016 - Mar 31, 2016

18

Jan 30, 2016 - Feb 29, 2016

454

00:09:50

Jan 30, 2016 - Feb 29, 2016

8

**% Change**

**-37.44%**

**-14.24%**

**% Change**

**125.00%**

Turkey

Opera Mini

Mar 1, 2016 - Mar 31, 2016

281

00:09:35

Mar 1, 2016 - Mar 31, 2016

15

Jan 30, 2016 - Feb 29, 2016

179

00:04:17

Jan 30, 2016 - Feb 29, 2016

13

**% Change**

**56.98%**

**123.22%**

**% Change**

**15.38%**

China

**% New Visits**

Mar 1, 2016 - Mar 31, 2016

258

00:08:13

Mar 1, 2016 - Mar 31, 2016

**41.69%**

Avg for View: 41.69% (0.00%)



Jan 30, 2016 - Feb 29, 2016

102

00:02:52

Jan 30, 2016 - Feb 29, 2016

**41.17%**

Avg for View: 41.17% (0.00%)



**% Change**

**152.94%**

**186.33%**

Finland

**Unique Visitors**

Mar 1, 2016 - Mar 31, 2016

217

00:13:52

Mar 1, 2016 - Mar 31, 2016

**4,448**

% of Total: 100.00% (4,448)



Jan 30, 2016 - Feb 29, 2016

162

00:05:13

Jan 30, 2016 - Feb 29, 2016

**4,185**

% of Total: 100.00% (4,185)



**% Change**

**33.95%**

**165.95%**

**Pageviews**

Mar 1, 2016 - Mar 31, 2016

**49,157**

% of Total: 100.00% (49,157)



Jan 30, 2016 - Feb 29, 2016

**49,326**

% of Total: 100.00% (49,326)



**Pages / Visit**

Mar 1, 2016 - Mar 31, 2016

**5.36**

Avg for View: 5.36 (0.00%)



Jan 30, 2016 - Feb 29, 2016

**5.50**

Avg for View: 5.50 (0.00%)



## Avg. Time on Page

---

Mar 1, 2016 - Mar 31, 2016

**00:02:24**

Avg for View: **00:02:24 (0.00%)**



Jan 30, 2016 - Feb 29, 2016

**00:02:18**

Avg for View: **00:02:18 (0.00%)**

