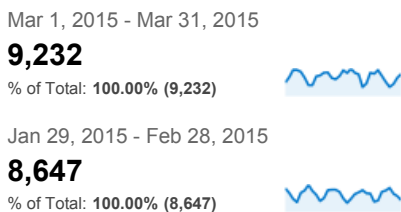


My Dashboard

Mar 1, 2015 - Mar 31, 2015
Compare to: Jan 29, 2015 - Feb 28, 2015

All Sessions
+0.00%

Visits



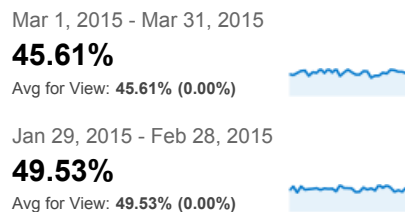
Avg. Visit Duration

Mar 1, 2015 - Mar 31, 2015:
● Avg. Session Duration

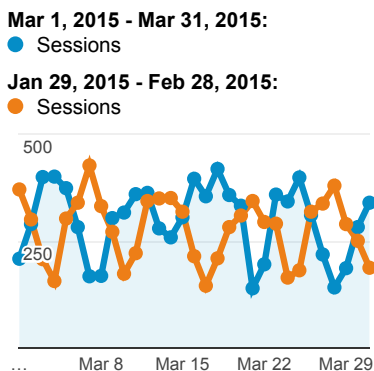
Jan 29, 2015 - Feb 28, 2015:
● Avg. Session Duration

Object [object Array] has no method 'getTime' ✕

% New Visits



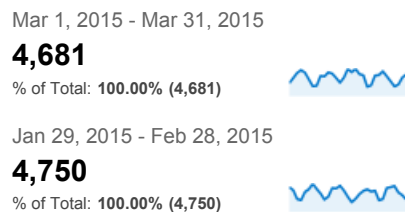
Visits and Visits



Visits and Avg. Visit Duration by Country / Territory

Country	Sessions	Avg. Session Duration
United States		
Mar 1, 2015 - Mar 31, 2015	2,299	00:09:32
Jan 29, 2015 - Feb 28, 2015	2,456	00:09:01
% Change	-6.39%	5.72%
Colombia		
Mar 1, 2015 - Mar 31, 2015	752	00:15:41
Jan 29, 2015 - Feb 28, 2015	491	00:10:10
% Change	53.16%	54.17%
Spain		
Mar 1, 2015 - Mar 31, 2015	699	00:12:06
Jan 29, 2015 - Feb 28, 2015	562	00:10:16
% Change	24.38%	17.87%
United Kingdom		
Mar 1, 2015 - Mar 31, 2015	503	00:14:37
Jan 29, 2015 - Feb 28, 2015	404	00:11:08
% Change	24.50%	31.35%
Germany		
Mar 1, 2015 - Mar 31, 2015	402	00:06:29
Jan 29, 2015 - Feb 28, 2015		

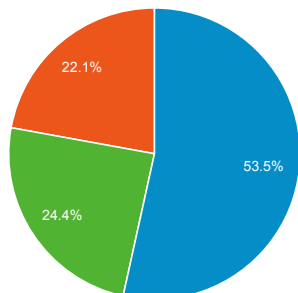
Unique Visitors



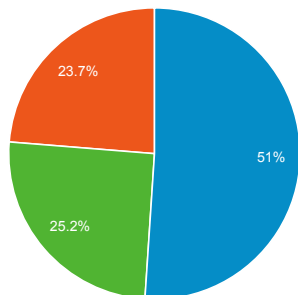
Visits by Traffic Type

■ organic ■ direct ■ referral

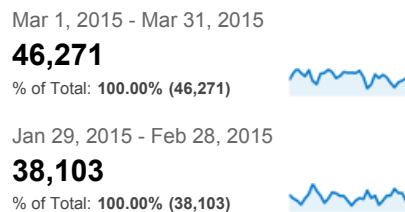
Mar 1, 2015 - Mar 31, 2015



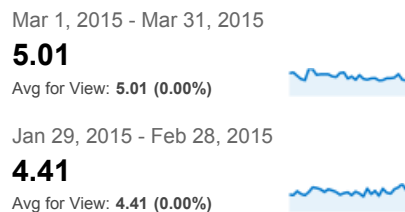
Jan 29, 2015 - Feb 28, 2015



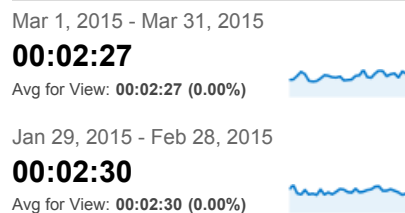
Pageviews



Pages / Visit



Avg. Time on Page



Visits and Pageviews by Mobile

Mobile (Including Tablet)	Sessions	Pageviews			
			% Change	15.85%	51.52%
			France		
No			Mar 1, 2015 - Mar 31, 2015	345	00:10:50
Mar 1, 2015 - Mar 31, 2015	8,751	45,223	Jan 29, 2015 - Feb 28, 2015	579	00:10:13
Jan 29, 2015 - Feb 28, 2015	8,030	37,036	% Change	-40.41%	6.04%
% Change	8.98%	22.11%	Canada		
Yes			Mar 1, 2015 - Mar 31, 2015	332	00:12:08
Mar 1, 2015 - Mar 31, 2015	481	1,048	Jan 29, 2015 - Feb 28, 2015	374	00:09:46
Jan 29, 2015 - Feb 28, 2015	617	1,067	% Change	-11.23%	24.11%
% Change	-22.04%	-1.78%	Italy		
			Mar 1, 2015 - Mar 31, 2015	297	00:10:18
			Jan 29, 2015 - Feb 28, 2015	288	00:09:03
			% Change	3.12%	13.88%
			Brazil		
			Mar 1, 2015 - Mar 31, 2015	218	00:07:58
			Jan 29, 2015 - Feb 28, 2015	213	00:06:07
			% Change	2.35%	30.28%
			China		
			Mar 1, 2015 - Mar 31, 2015	218	00:10:22
			Jan 29, 2015 - Feb 28, 2015	93	00:07:44
			% Change	134.41%	34.00%