

My Dashboard

Mar 1, 2014 - Mar 31, 2014

Compare to: Mar 1, 2013 - Mar 31, 2013



Visits

Mar 1, 2014 - Mar 31, 2014

7,820

% of Total: 100.00% (7,820)



Mar 1, 2013 - Mar 31, 2013

7,660

% of Total: 100.00% (7,660)



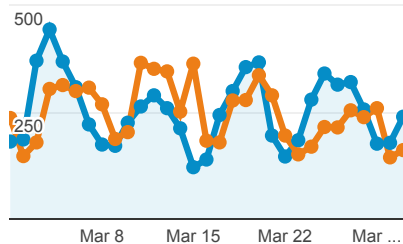
Visits and Visits

Mar 1, 2014 - Mar 31, 2014:

● Visits

Mar 1, 2013 - Mar 31, 2013:

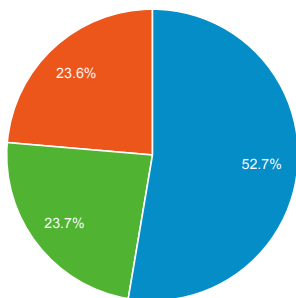
● Visits



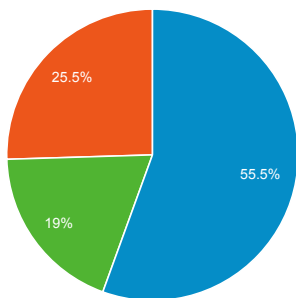
Visits by Traffic Type

■ organic ■ referral ■ direct

Mar 1, 2014 - Mar 31, 2014



Mar 1, 2013 - Mar 31, 2013

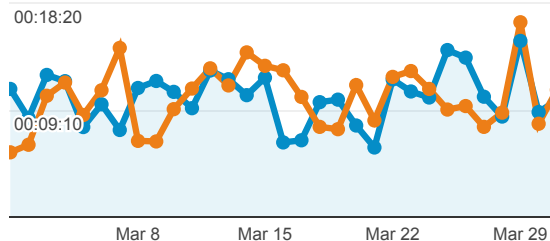


Visits and Pageviews by Mobile

Avg. Visit Duration

Mar 1, 2014 - Mar 31, 2014: ● Avg. Visit Duration

Mar 1, 2013 - Mar 31, 2013: ● Avg. Visit Duration



Visits and Avg. Visit Duration by Country / Territory

Country / Territory	Visits	Avg. Visit Duration
United States		
Mar 1, 2014 - Mar 31, 2014	1,929	00:11:31
Mar 1, 2013 - Mar 31, 2013	2,824	00:11:44
% Change	-31.69%	-1.78%
Colombia		
Mar 1, 2014 - Mar 31, 2014	615	00:12:40
Mar 1, 2013 - Mar 31, 2013	363	00:14:03
% Change	69.42%	-9.82%
United Kingdom		
Mar 1, 2014 - Mar 31, 2014	606	00:11:27
Mar 1, 2013 - Mar 31, 2013	166	00:08:51
% Change	265.06%	29.40%
Germany		
Mar 1, 2014 - Mar 31, 2014	360	00:13:05
Mar 1, 2013 - Mar 31, 2013	332	00:06:19
% Change	8.43%	107.07%
Brazil		
Mar 1, 2014 - Mar 31, 2014	335	00:14:01
Mar 1, 2013 - Mar 31, 2013	164	00:23:40
% Change	104.27%	40.74%

% New Visits

Mar 1, 2014 - Mar 31, 2014

47.97%

Site Avg: 47.97% (0.00%)



Mar 1, 2013 - Mar 31, 2013

40.47%

Site Avg: 40.47% (0.00%)



Unique Visitors

Mar 1, 2014 - Mar 31, 2014

4,246

% of Total: 100.00% (4,246)



Mar 1, 2013 - Mar 31, 2013

3,513

% of Total: 100.00% (3,513)



Pageviews

Mar 1, 2014 - Mar 31, 2014

37,436

% of Total: 100.00% (37,436)



Mar 1, 2013 - Mar 31, 2013

41,764

% of Total: 100.00% (41,764)



Pages / Visit

Mar 1, 2014 - Mar 31, 2014

4.79

Site Avg: 4.79 (0.00%)



Mar 1, 2013 - Mar 31, 2013

5.45

Site Avg: 5.45 (0.00%)



Avg. Time on Page

Mar 1, 2014 - Mar 31, 2014

00:02:44

Site Avg: 00:02:44 (0.00%)



Mar 1, 2013 - Mar 31, 2013

00:02:20

Site Avg: 00:02:20 (0.00%)



Mobile (Including Tablet)	Visits	Pageviews		% Change	
No			Spain		
			Mar 1, 2014 - Mar 31, 2014	317	00:14:28
Mar 1, 2014 - Mar 31, 2014	7,542	36,958	Mar 1, 2013 - Mar 31, 2013	309	00:10:24
Mar 1, 2013 - Mar 31, 2013	7,500	41,499	% Change	2.59%	39.20%
% Change	0.56%	-10.94%	Turkey		
Yes			Mar 1, 2014 - Mar 31, 2014	274	00:09:45
Mar 1, 2014 - Mar 31, 2014	278	478	Mar 1, 2013 - Mar 31, 2013	77	00:04:17
Mar 1, 2013 - Mar 31, 2013	160	265	% Change	255.84%	128.12%
% Change	73.75%	80.38%	Sweden		
			Mar 1, 2014 - Mar 31, 2014	260	00:15:44
			Mar 1, 2013 - Mar 31, 2013	74	00:05:53
			% Change	251.35%	167.01%
			India		
			Mar 1, 2014 - Mar 31, 2014	247	00:07:19
			Mar 1, 2013 - Mar 31, 2013	393	00:07:23
			% Change	-37.15%	-0.79%
			Canada		
			Mar 1, 2014 - Mar 31, 2014	241	00:09:59
			Mar 1, 2013 - Mar 31, 2013	300	00:08:17
			% Change	-19.67%	20.46%