

My Dashboard

Jun 1, 2022 - Jun 30, 2022
Compare to: May 1, 2022 - May 31, 2022

All Users
+0.00% Sessions

Visits

Jun 1, 2022 - Jun 30, 2022
6,490
% of Total: 100.00% (6,490)

May 1, 2022 - May 31, 2022
8,783
% of Total: 100.00% (8,783)

Visits and Visits

Jun 1, 2022 - Jun 30, 2022: Sessions
May 1, 2022 - May 31, 2022: Sessions

Visits by Traffic Type

organic direct referral

Jun 1, 2022 - Jun 30, 2022

May 1, 2022 - May 31, 2022

Visits and Pageviews by Mobile

Mobile (Including Tablet)	Sessions	Pageviews
No		
Jun 1, 2022 - Jun 30, 2022	5,947	31,805
May 1, 2022 - May 31, 2022	8,220	38,513
% Change	-27.65%	-17.42%
Yes		
Jun 1, 2022 - Jun 30, 2022	543	817
May 1, 2022 - May 31, 2022	563	823
% Change	-3.55%	-0.73%

Avg. Visit Duration

Jun 1, 2022 - Jun 30, 2022: Avg. Session Duration
May 1, 2022 - May 31, 2022: Avg. Session Duration

Visits and Avg. Visit Duration by Country / Territory

Country	Sessions	Avg. Session Duration
United States		
Jun 1, 2022 - Jun 30, 2022	932	00:08:04
May 1, 2022 - May 31, 2022	1,046	00:04:43
% Change	-10.90%	71.48%
Colombia		
Jun 1, 2022 - Jun 30, 2022	543	00:17:41
May 1, 2022 - May 31, 2022	1,633	00:13:19
% Change	-66.75%	32.84%
China		
Jun 1, 2022 - Jun 30, 2022	526	00:01:13
May 1, 2022 - May 31, 2022	599	00:02:59
% Change	-12.19%	-59.39%
Turkey		
Jun 1, 2022 - Jun 30, 2022	487	00:12:13
May 1, 2022 - May 31, 2022	699	00:13:02
% Change	-30.33%	-6.23%
Portugal		
Jun 1, 2022 - Jun 30, 2022	303	00:10:36
May 1, 2022 - May 31, 2022	565	00:12:29
% Change	-46.37%	-15.03%
India		
Jun 1, 2022 - Jun 30, 2022	254	00:05:51
May 1, 2022 - May 31, 2022	377	00:08:09
% Change	-32.63%	-28.11%
Iran		
Jun 1, 2022 - Jun 30, 2022	231	00:10:51
May 1, 2022 - May 31, 2022	143	00:10:51
% Change	61.54%	-0.02%
United Kingdom		
Jun 1, 2022 - Jun 30, 2022	226	00:31:39
May 1, 2022 - May 31, 2022	246	00:17:05
% Change	-8.13%	85.32%
Japan		
Jun 1, 2022 - Jun 30, 2022	202	00:06:34
May 1, 2022 - May 31, 2022	207	00:10:03
% Change	-2.42%	-34.63%
Chile		

Browser

Browser	Pageviews
Chrome	
Jun 1, 2022 - Jun 30, 2022	21,554
May 1, 2022 - May 31, 2022	27,847
% Change	-22.60%
Safari	
Jun 1, 2022 - Jun 30, 2022	4,899
May 1, 2022 - May 31, 2022	3,650
% Change	34.22%
Edge	
Jun 1, 2022 - Jun 30, 2022	2,655
May 1, 2022 - May 31, 2022	2,485
% Change	6.84%
Firefox	
Jun 1, 2022 - Jun 30, 2022	2,554
May 1, 2022 - May 31, 2022	3,152
% Change	-18.97%
Opera	
Jun 1, 2022 - Jun 30, 2022	655
May 1, 2022 - May 31, 2022	1,802
% Change	-63.65%
Android Webview	
Jun 1, 2022 - Jun 30, 2022	144
May 1, 2022 - May 31, 2022	13
% Change	1,007.69%
Mozilla Compatible Agent	
Jun 1, 2022 - Jun 30, 2022	121
May 1, 2022 - May 31, 2022	137
% Change	-11.68%
Samsung Internet	
Jun 1, 2022 - Jun 30, 2022	13
May 1, 2022 - May 31, 2022	44
% Change	-70.45%
Safari (in-app)	
Jun 1, 2022 - Jun 30, 2022	9
May 1, 2022 - May 31, 2022	5
% Change	80.00%
Internet Explorer	
Jun 1, 2022 - Jun 30, 2022	7
May 1, 2022 - May 31, 2022	183
% Change	-96.17%

% New Visits


Jun 1, 2022 - Jun 30, 2022
42.79%
Avg for View: 42.79% (0.00%)


May 1, 2022 - May 31, 2022
41.50%

Jun 1, 2022 - Jun 30, 2022	191	00:13:13
May 1, 2022 - May 31, 2022	121	00:10:27
% Change	57.85%	26.44%


41.50%
Avg for View: 41.50% (0.00%) 


Unique Visitors

Jun 1, 2022 - Jun 30, 2022
3,162
% of Total: 100.00% (3,162) 


May 1, 2022 - May 31, 2022
4,164
% of Total: 100.00% (4,164) 


Pageviews

Jun 1, 2022 - Jun 30, 2022
32,622
% of Total: 100.00% (32,622) 


May 1, 2022 - May 31, 2022
39,336
% of Total: 100.00% (39,336) 

Pages / Visit

Jun 1, 2022 - Jun 30, 2022
5.03
Avg for View: 5.03 (0.00%) 

May 1, 2022 - May 31, 2022
4.48
Avg for View: 4.48 (0.00%) 

Avg. Time on Page

Jun 1, 2022 - Jun 30, 2022
00:02:32
Avg for View: 00:02:32 (0.00%) 

May 1, 2022 - May 31, 2022
00:02:49
Avg for View: 00:02:49 (0.00%) 