

My Dashboard

Jun 1, 2021 - Jun 30, 2021
Compare to: May 2, 2021 - May 31, 2021

All Users
+0.00% Sessions

Visits

Jun 1, 2021 - Jun 30, 2021

7,931
% of Total: 100.00% (7,931)



May 2, 2021 - May 31, 2021

11,283
% of Total: 100.00% (11,283)



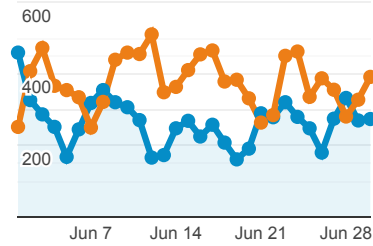
Visits and Visits

Jun 1, 2021 - Jun 30, 2021:

● Sessions

May 2, 2021 - May 31, 2021:

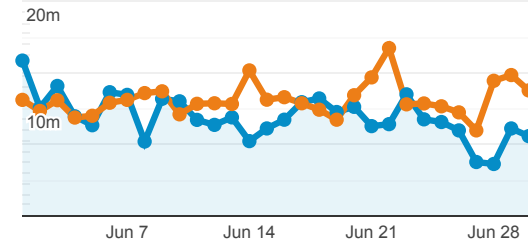
● Sessions



Avg. Visit Duration

Jun 1, 2021 - Jun 30, 2021: ● Avg. Session Duration

May 2, 2021 - May 31, 2021: ● Avg. Session Duration



Browser

Browser	Pageviews
Chrome	
Jun 1, 2021 - Jun 30, 2021	25,829
May 2, 2021 - May 31, 2021	44,219
% Change	-41.59%
Edge	
Jun 1, 2021 - Jun 30, 2021	3,106
May 2, 2021 - May 31, 2021	4,951
% Change	-37.27%
Safari	
Jun 1, 2021 - Jun 30, 2021	2,790
May 2, 2021 - May 31, 2021	4,911
% Change	-43.19%
Firefox	
Jun 1, 2021 - Jun 30, 2021	2,463
May 2, 2021 - May 31, 2021	2,274
% Change	8.31%
Opera	
Jun 1, 2021 - Jun 30, 2021	474
May 2, 2021 - May 31, 2021	719
% Change	-34.08%
YaBrowser	
Jun 1, 2021 - Jun 30, 2021	245
May 2, 2021 - May 31, 2021	113
% Change	116.81%
Mozilla Compatible Agent	
Jun 1, 2021 - Jun 30, 2021	174
May 2, 2021 - May 31, 2021	83
% Change	109.64%
Internet Explorer	
Jun 1, 2021 - Jun 30, 2021	124
May 2, 2021 - May 31, 2021	67
% Change	85.07%
UC Browser	
Jun 1, 2021 - Jun 30, 2021	91
May 2, 2021 - May 31, 2021	68
% Change	33.82%

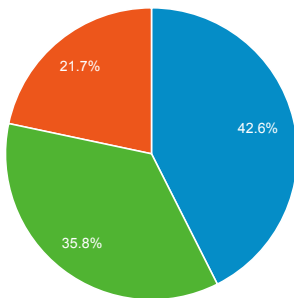
Visits and Avg. Visit Duration by Country / Territory

Country	Sessions	Avg. Session Duration
United States		
Jun 1, 2021 - Jun 30, 2021	1,078	00:05:21
May 2, 2021 - May 31, 2021	1,803	00:07:15
% Change	-40.21%	-26.14%
Colombia		
Jun 1, 2021 - Jun 30, 2021	737	00:16:21
May 2, 2021 - May 31, 2021	1,720	00:13:17
% Change	-57.15%	23.04%
China		
Jun 1, 2021 - Jun 30, 2021	632	00:03:14
May 2, 2021 - May 31, 2021	563	00:04:59
% Change	12.26%	-35.29%
Iran		
Jun 1, 2021 - Jun 30, 2021	576	00:17:10
May 2, 2021 - May 31, 2021	412	00:16:27
% Change	39.81%	4.33%
Turkey		
Jun 1, 2021 - Jun 30, 2021	458	00:13:46
May 2, 2021 - May 31, 2021	788	00:12:46
% Change	-41.88%	7.78%
India		

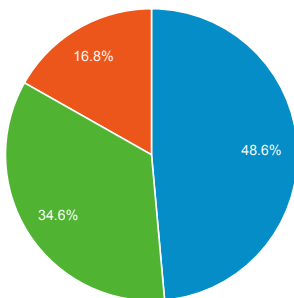
Visits by Traffic Type

■ organic ■ direct ■ referral

Jun 1, 2021 - Jun 30, 2021



May 2, 2021 - May 31, 2021



Visits and Pageviews by Mobile

Mobile

(Including Tablet) Sessions Pageviews

No		
Jun 1, 2021 - Jun 30, 2021	7,196	34,387
May 2, 2021 - May 31, 2021	10,572	56,410
% Change	-31.93%	-39.04%
Yes		
Jun 1, 2021 - Jun 30, 2021	735	1,016
May 2, 2021 - May 31, 2021	711	1,109
% Change	3.38%	-8.39%

Jun 1, 2021 - Jun 30, 2021	429	00:09:00
May 2, 2021 - May 31, 2021	451	00:09:20
% Change	-4.88%	-3.42%
Portugal		
Jun 1, 2021 - Jun 30, 2021	412	00:17:34
May 2, 2021 - May 31, 2021	1,139	00:14:17
% Change	-63.83%	22.98%
Germany		
Jun 1, 2021 - Jun 30, 2021	309	00:05:52
May 2, 2021 - May 31, 2021	337	00:06:25
% Change	-8.31%	-8.50%
Brazil		
Jun 1, 2021 - Jun 30, 2021	219	00:12:50
May 2, 2021 - May 31, 2021	416	00:12:21
% Change	-47.36%	3.89%
Chile		
Jun 1, 2021 - Jun 30, 2021	210	00:10:44
May 2, 2021 - May 31, 2021	177	00:15:30
% Change	18.64%	-30.73%

Samsung Internet	
Jun 1, 2021 - Jun 30, 2021	58
May 2, 2021 - May 31, 2021	34
% Change	70.59%

