

My Dashboard

Jun 1, 2018 - Jun 30, 2018
Compare to: May 2, 2018 - May 31, 2018

All Users
+0.00% Sessions

Visits

Jun 1, 2018 - Jun 30, 2018

7,503
% of Total: 100.00% (7,503)

May 2, 2018 - May 31, 2018

9,366
% of Total: 100.00% (9,366)

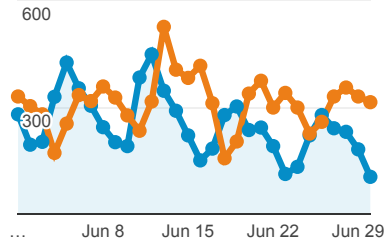
Visits

Jun 1, 2018 - Jun 30, 2018:

Sessions

May 2, 2018 - May 31, 2018:

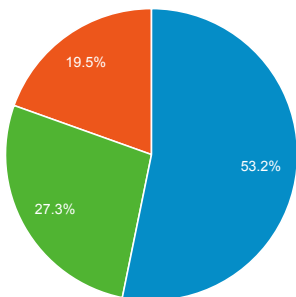
Sessions



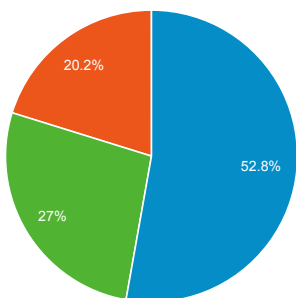
Visits by Traffic Type

organic direct referral social

Jun 1, 2018 - Jun 30, 2018



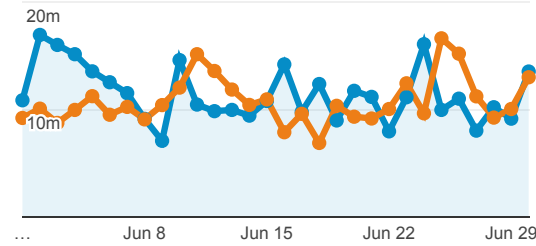
May 2, 2018 - May 31, 2018



Avg. Visit Duration

Jun 1, 2018 - Jun 30, 2018: Avg. Session Duration

May 2, 2018 - May 31, 2018: Avg. Session Duration



Visits and Avg. Visit Duration by Country / Territory

Country	Sessions	Avg. Session Duration
United States		
Jun 1, 2018 - Jun 30, 2018	1,282	00:09:31
May 2, 2018 - May 31, 2018	1,401	00:08:15
% Change	-8.49%	15.18%
Colombia		
Jun 1, 2018 - Jun 30, 2018	829	00:18:01
May 2, 2018 - May 31, 2018	1,574	00:13:04
% Change	-47.33%	37.84%
Brazil		
Jun 1, 2018 - Jun 30, 2018	513	00:14:22
May 2, 2018 - May 31, 2018	362	00:13:02
% Change	41.71%	10.26%
Spain		
Jun 1, 2018 - Jun 30, 2018	398	00:09:57
May 2, 2018 - May 31, 2018	388	00:07:44
% Change	2.58%	28.59%
India		
Jun 1, 2018 - Jun 30, 2018	333	00:08:32
May 2, 2018 - May 31, 2018	378	00:12:30
% Change	-11.90%	-31.69%

% New Visits

Jun 1, 2018 - Jun 30, 2018

37.48%
Avg for View: 37.48% (0.00%)

May 2, 2018 - May 31, 2018

39.19%
Avg for View: 39.19% (0.00%)

Unique Visitors

Jun 1, 2018 - Jun 30, 2018

3,386
% of Total: 100.00% (3,386)

May 2, 2018 - May 31, 2018

4,282
% of Total: 100.00% (4,282)

Pageviews

Jun 1, 2018 - Jun 30, 2018

36,283
% of Total: 100.00% (36,283)

May 2, 2018 - May 31, 2018

44,806
% of Total: 100.00% (44,806)

Pages / Visit

Jun 1, 2018 - Jun 30, 2018

4.84
Avg for View: 4.84 (0.00%)

May 2, 2018 - May 31, 2018

4.78
Avg for View: 4.78 (0.00%)

Avg. Time on Page

Jun 1, 2018 - Jun 30, 2018

00:02:57
Avg for View: 00:02:57 (0.00%)

May 2, 2018 - May 31, 2018

00:02:50
Avg for View: 00:02:50 (0.00%)

Visits and Pageviews by Mobile

Mobile (Including Tablet)	Sessions	Pageviews			
Chile					
			Jun 1, 2018 - Jun 30, 2018	314	00:08:38
No			May 2, 2018 - May 31, 2018	307	00:09:03
Jun 1, 2018 - Jun 30, 2018	7,162	35,646	% Change	2.28%	-4.57%
May 2, 2018 - May 31, 2018	8,962	44,113	Portugal		
% Change	-20.08%	-19.19%	Jun 1, 2018 - Jun 30, 2018	311	00:15:33
Yes			May 2, 2018 - May 31, 2018	267	00:12:05
Jun 1, 2018 - Jun 30, 2018	341	637	% Change	16.48%	28.64%
May 2, 2018 - May 31, 2018	404	693	Germany		
% Change	-15.59%	-8.08%	Jun 1, 2018 - Jun 30, 2018	305	00:05:56
			May 2, 2018 - May 31, 2018	304	00:06:29
			% Change	0.33%	-8.39%
			France		
			Jun 1, 2018 - Jun 30, 2018	237	00:05:12
			May 2, 2018 - May 31, 2018	242	00:07:38
			% Change	-2.07%	-31.86%
			China		
			Jun 1, 2018 - Jun 30, 2018	223	00:04:58
			May 2, 2018 - May 31, 2018	238	00:02:25
			% Change	-6.30%	105.95%