



## My Dashboard

Jun 1, 2017 - Jun 30, 2017

Compare to: May 2, 2017 - May 31, 2017



All Users

+0.00% Sessions

## Visits

Jun 1, 2017 - Jun 30, 2017

**8,749**

% of Total: 100.00% (8,749)



May 2, 2017 - May 31, 2017

**9,874**

% of Total: 100.00% (9,874)



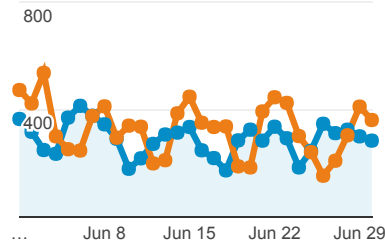
## Visits and Visits

Jun 1, 2017 - Jun 30, 2017:

● Sessions

May 2, 2017 - May 31, 2017:

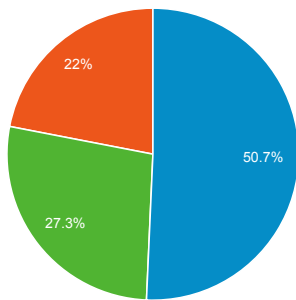
● Sessions



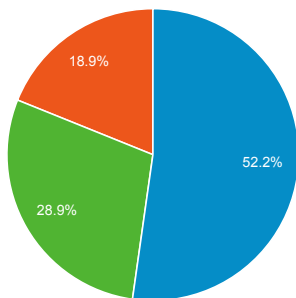
## Visits by Traffic Type

■ organic ■ direct ■ referral

Jun 1, 2017 - Jun 30, 2017



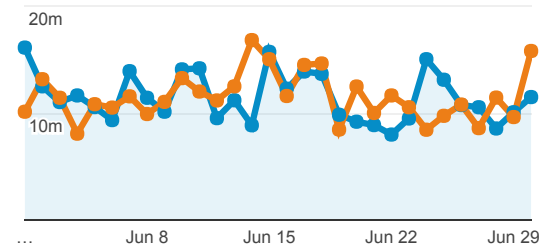
May 2, 2017 - May 31, 2017



## Avg. Visit Duration

Jun 1, 2017 - Jun 30, 2017: ● Avg. Session Duration

May 2, 2017 - May 31, 2017: ● Avg. Session Duration



## Visits and Avg. Visit Duration by Country / Territory

Country	Sessions	Avg. Session Duration
United States		
Jun 1, 2017 - Jun 30, 2017	1,808	00:10:06
May 2, 2017 - May 31, 2017	1,559	00:11:31
<b>% Change</b>	<b>15.97%</b>	<b>-12.28%</b>
Colombia		
Jun 1, 2017 - Jun 30, 2017	1,171	00:18:22
May 2, 2017 - May 31, 2017	1,787	00:16:35
<b>% Change</b>	<b>-34.47%</b>	<b>10.73%</b>
Germany		
Jun 1, 2017 - Jun 30, 2017	605	00:11:17
May 2, 2017 - May 31, 2017	606	00:11:16
<b>% Change</b>	<b>-0.17%</b>	<b>0.19%</b>
Chile		
Jun 1, 2017 - Jun 30, 2017	500	00:10:14
May 2, 2017 - May 31, 2017	243	00:04:51
<b>% Change</b>	<b>105.76%</b>	<b>111.15%</b>
Spain		
Jun 1, 2017 - Jun 30, 2017	411	00:13:56
May 2, 2017 - May 31, 2017	735	00:16:05
<b>% Change</b>	<b>-44.08%</b>	<b>-13.32%</b>
Portugal		
Jun 1, 2017 - Jun 30, 2017	391	00:14:23
May 2, 2017 - May 31, 2017	531	00:13:03
<b>% Change</b>	<b>-26.37%</b>	<b>10.22%</b>
Brazil		
Jun 1, 2017 - Jun 30, 2017	385	00:11:57
May 2, 2017 - May 31, 2017	259	00:06:30

## Browser

Browser	Pageviews
Chrome	
Jun 1, 2017 - Jun 30, 2017	29,956
May 2, 2017 - May 31, 2017	33,346
<b>% Change</b>	<b>-10.17%</b>
Firefox	
Jun 1, 2017 - Jun 30, 2017	7,878
May 2, 2017 - May 31, 2017	9,871
<b>% Change</b>	<b>-20.19%</b>
Safari	
Jun 1, 2017 - Jun 30, 2017	3,012
May 2, 2017 - May 31, 2017	2,940
<b>% Change</b>	<b>2.45%</b>
Internet Explorer	
Jun 1, 2017 - Jun 30, 2017	1,152
May 2, 2017 - May 31, 2017	2,004
<b>% Change</b>	<b>-42.51%</b>
Edge	
Jun 1, 2017 - Jun 30, 2017	715
May 2, 2017 - May 31, 2017	1,523
<b>% Change</b>	<b>-53.05%</b>
Opera	
Jun 1, 2017 - Jun 30, 2017	471
May 2, 2017 - May 31, 2017	353
<b>% Change</b>	<b>33.43%</b>
Opera Mini	
Jun 1, 2017 - Jun 30, 2017	35
May 2, 2017 - May 31, 2017	22
<b>% Change</b>	<b>59.09%</b>
Android Webview	
Jun 1, 2017 - Jun 30, 2017	29
May 2, 2017 - May 31, 2017	20
<b>% Change</b>	<b>45.00%</b>
SeaMonkey	
Jun 1, 2017 - Jun 30, 2017	23
May 2, 2017 - May 31, 2017	35
<b>% Change</b>	<b>-34.29%</b>
Safari (in-app)	
Jun 1, 2017 - Jun 30, 2017	18
May 2, 2017 - May 31, 2017	9
<b>% Change</b>	<b>100.00%</b>

## Visits and Pageviews by Mobile

Mobile (Including Tablet)	Sessions	Pageviews
No		
Jun 1, 2017 - Jun 30, 2017	8,284	42,530
May 2, 2017 - May 31, 2017	9,446	49,350
<b>% Change</b>	<b>-12.30%</b>	<b>-13.82%</b>
Yes		
Jun 1, 2017 - Jun 30, 2017	465	809
May 2, 2017 - May 31, 2017	428	898
<b>% Change</b>	<b>8.64%</b>	<b>-9.91%</b>

% Change	48.65%	83.58%
Italy		
Jun 1, 2017 - Jun 30, 2017	265	00:13:37
May 2, 2017 - May 31, 2017	213	00:20:32
<b>% Change</b>	<b>24.41%</b>	<b>-33.67%</b>
France		
Jun 1, 2017 - Jun 30, 2017	229	00:09:20
May 2, 2017 - May 31, 2017	345	00:13:32
<b>% Change</b>	<b>-33.62%</b>	<b>-31.00%</b>
India		
Jun 1, 2017 - Jun 30, 2017	227	00:08:06
May 2, 2017 - May 31, 2017	229	00:07:49
<b>% Change</b>	<b>-0.87%</b>	<b>3.55%</b>

## % New Visits

Jun 1, 2017 - Jun 30, 2017

**38.85%**

Avg for View: 38.85% (0.00%)



May 2, 2017 - May 31, 2017

**42.78%**

Avg for View: 42.78% (0.00%)



## Unique Visitors

Jun 1, 2017 - Jun 30, 2017

**3,910**

% of Total: 100.00% (3,910)



May 2, 2017 - May 31, 2017

**4,756**

% of Total: 100.00% (4,756)



## Pageviews

Jun 1, 2017 - Jun 30, 2017

**43,339**

% of Total: 100.00% (43,339)



May 2, 2017 - May 31, 2017

**50,248**

% of Total: 100.00% (50,248)



## Pages / Visit

Jun 1, 2017 - Jun 30, 2017

**4.95**

Avg for View: 4.95 (0.00%)



May 2, 2017 - May 31, 2017

**5.09**

Avg for View: 5.09 (0.00%)



## Avg. Time on Page

Jun 1, 2017 - Jun 30, 2017

**00:02:52**

Avg for View: 00:02:52 (0.00%)



May 2, 2017 - May 31, 2017

**00:02:51**

Avg for View: 00:02:51 (0.00%)

