

# My Dashboard

Jun 1, 2014 - Jun 30, 2014  
Compare to: May 2, 2014 - May 31, 2014

All Sessions  
+0.00%

+ Add Segment

## Visits

Jun 1, 2014 - Jun 30, 2014

**6,614**

% of Total: 100.00% (6,614)



May 2, 2014 - May 31, 2014

**10,078**

% of Total: 100.00% (10,078)



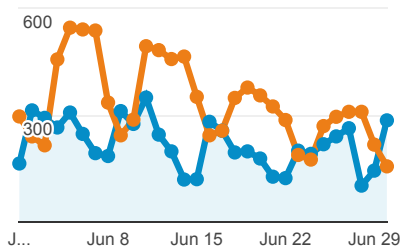
## Visits and Visits

Jun 1, 2014 - Jun 30, 2014:

● Sessions

May 2, 2014 - May 31, 2014:

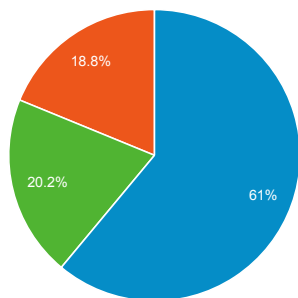
● Sessions



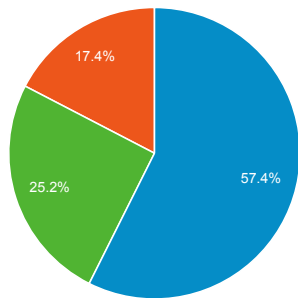
## Visits by Traffic Type

■ organic ■ direct ■ referral

Jun 1, 2014 - Jun 30, 2014



May 2, 2014 - May 31, 2014



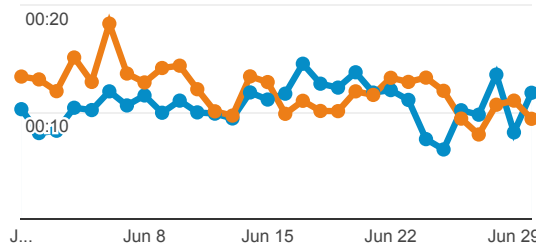
## Avg. Visit Duration

Jun 1, 2014 - Jun 30, 2014:

● Avg. Session Duration

May 2, 2014 - May 31, 2014:

● Avg. Session Duration



## Visits and Avg. Visit Duration by Country / Territory

Country / Territory	Sessions	Avg. Session Duration
United States		
Jun 1, 2014 - Jun 30, 2014	1,321	00:09:40
May 2, 2014 - May 31, 2014	2,850	00:13:47
<b>% Change</b>	<b>-53.65%</b>	<b>-29.79%</b>
India		
Jun 1, 2014 - Jun 30, 2014	477	00:20:13
May 2, 2014 - May 31, 2014	398	00:15:15
<b>% Change</b>	<b>19.85%</b>	<b>32.59%</b>
Colombia		
Jun 1, 2014 - Jun 30, 2014	422	00:17:25
May 2, 2014 - May 31, 2014	949	00:15:59
<b>% Change</b>	<b>-55.53%</b>	<b>8.99%</b>
Spain		
Jun 1, 2014 - Jun 30, 2014	374	00:12:12
May 2, 2014 - May 31, 2014	446	00:08:59
<b>% Change</b>	<b>-16.14%</b>	<b>35.89%</b>
Germany		
Jun 1, 2014 - Jun 30, 2014	309	00:07:06
May 2, 2014 - May 31, 2014		

## % New Visits

Jun 1, 2014 - Jun 30, 2014

**41.85%**

Site Avg: 41.85% (0.00%)



May 2, 2014 - May 31, 2014

**37.97%**

Site Avg: 37.97% (0.00%)



## Unique Visitors

Jun 1, 2014 - Jun 30, 2014

**3,221**

% of Total: 100.00% (3,221)



May 2, 2014 - May 31, 2014

**4,408**

% of Total: 100.00% (4,408)



## Pageviews

Jun 1, 2014 - Jun 30, 2014

**32,578**

% of Total: 100.00% (32,578)



May 2, 2014 - May 31, 2014

**55,289**

% of Total: 100.00% (55,289)



## Pages / Visit

Jun 1, 2014 - Jun 30, 2014

**4.93**

Site Avg: 4.93 (0.00%)



May 2, 2014 - May 31, 2014

**5.49**

Site Avg: 5.49 (0.00%)



## Avg. Time on Page

Jun 1, 2014 - Jun 30, 2014

**00:02:42**

Site Avg: 00:02:42 (0.00%)



May 2, 2014 - May 31, 2014

**00:02:44**

Site Avg: 00:02:44 (0.00%)



## Visits and Pageviews by Mobile

Mobile (Including Tablet)	Sessions	Pageviews			
			May 2, 2014 - May 31, 2014	656	00:07:52
			<b>% Change</b>	<b>-52.90%</b>	<b>-9.91%</b>
			Poland		
No			Jun 1, 2014 - Jun 30, 2014	290	00:10:38
Jun 1, 2014 - Jun 30, 2014	6,414	32,211	May 2, 2014 - May 31, 2014	202	00:11:45
May 2, 2014 - May 31, 2014	9,783	54,781	<b>% Change</b>	<b>43.56%</b>	<b>-9.50%</b>
<b>% Change</b>	<b>-34.44%</b>	<b>-41.20%</b>	Italy		
Yes			Jun 1, 2014 - Jun 30, 2014	257	00:11:40
Jun 1, 2014 - Jun 30, 2014	200	367	May 2, 2014 - May 31, 2014	246	00:06:16
May 2, 2014 - May 31, 2014	295	508	<b>% Change</b>	<b>4.47%</b>	<b>86.19%</b>
<b>% Change</b>	<b>-32.20%</b>	<b>-27.76%</b>	Chile		
			Jun 1, 2014 - Jun 30, 2014	247	00:12:40
			May 2, 2014 - May 31, 2014	284	00:11:35
			<b>% Change</b>	<b>-13.03%</b>	<b>9.41%</b>
			France		
			Jun 1, 2014 - Jun 30, 2014	221	00:12:19
			May 2, 2014 - May 31, 2014	137	00:04:39
			<b>% Change</b>	<b>61.31%</b>	<b>165.27%</b>
			China		
			Jun 1, 2014 - Jun 30, 2014	213	00:07:20
			May 2, 2014 - May 31, 2014	294	00:11:29
			<b>% Change</b>	<b>-27.55%</b>	<b>-36.17%</b>