

My Dashboard

Jul 1, 2015 - Jul 31, 2015
Compare to: May 31, 2015 - Jun 30, 2015

All Sessions
+0.00%

Visits

Jul 1, 2015 - Jul 31, 2015

7,230

% of Total: 100.00% (7,230)



May 31, 2015 - Jun 30, 2015

8,244

% of Total: 100.00% (8,244)



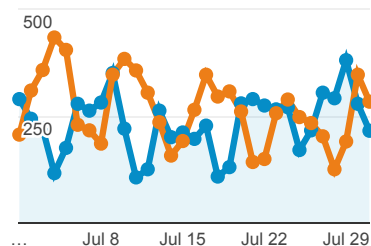
Visits and Visits

Jul 1, 2015 - Jul 31, 2015:

● Sessions

May 31, 2015 - Jun 30, 2015:

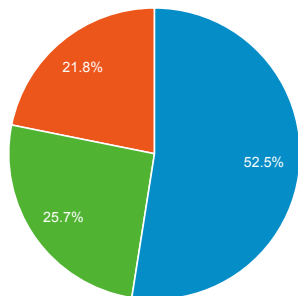
● Sessions



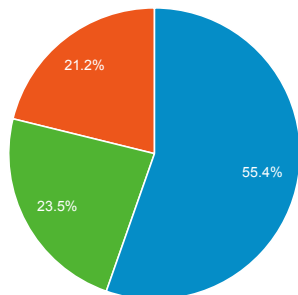
Visits by Traffic Type

■ organic ■ direct ■ referral

Jul 1, 2015 - Jul 31, 2015



May 31, 2015 - Jun 30, 2015



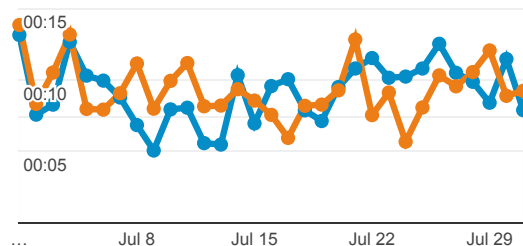
Avg. Visit Duration

Jul 1, 2015 - Jul 31, 2015:

● Avg. Session Duration

May 31, 2015 - Jun 30, 2015:

● Avg. Session Duration



Visits and Avg. Visit Duration by Country / Territory

Country	Sessions	Avg. Session Duration
United States		
Jul 1, 2015 - Jul 31, 2015	1,698	00:08:53
May 31, 2015 - Jun 30, 2015	1,568	00:08:43
% Change	8.29%	1.84%
Colombia		
Jul 1, 2015 - Jul 31, 2015	812	00:13:23
May 31, 2015 - Jun 30, 2015	801	00:14:32
% Change	1.37%	-7.91%
United Kingdom		
Jul 1, 2015 - Jul 31, 2015	393	00:15:05
May 31, 2015 - Jun 30, 2015	230	00:07:39
% Change	70.87%	97.03%
Germany		
Jul 1, 2015 - Jul 31, 2015	368	00:05:00
May 31, 2015 - Jun 30, 2015	445	00:04:56
% Change	-17.30%	1.24%
India		
Jul 1, 2015 - Jul 31, 2015	356	00:10:40
May 31, 2015 - Jun 30, 2015		

% New Visits

Jul 1, 2015 - Jul 31, 2015

45.37%

Avg for View: 45.37% (0.00%)



May 31, 2015 - Jun 30, 2015

43.20%

Avg for View: 43.20% (0.00%)



Unique Visitors

Jul 1, 2015 - Jul 31, 2015

3,681

% of Total: 100.00% (3,681)



May 31, 2015 - Jun 30, 2015

4,090

% of Total: 100.00% (4,090)



Pageviews

Jul 1, 2015 - Jul 31, 2015

31,983

% of Total: 100.00% (31,983)



May 31, 2015 - Jun 30, 2015

37,285

% of Total: 100.00% (37,285)



Pages / Visit

Jul 1, 2015 - Jul 31, 2015

4.42

Avg for View: 4.42 (0.00%)



May 31, 2015 - Jun 30, 2015

4.52

Avg for View: 4.52 (0.00%)



Avg. Time on Page

Jul 1, 2015 - Jul 31, 2015

00:02:42

Avg for View: 00:02:42 (0.00%)



May 31, 2015 - Jun 30, 2015

00:02:37

Avg for View: 00:02:37 (0.00%)



Visits and Pageviews by Mobile

Mobile (Including Tablet)	Sessions	Pageviews			
			% Change	-7.05%	34.92%
			Canada		
No			Jul 1, 2015 - Jul 31, 2015	301	00:10:27
Jul 1, 2015 - Jul 31, 2015	6,765	31,079	May 31, 2015 - Jun 30, 2015	300	00:08:10
May 31, 2015 - Jun 30, 2015	7,693	36,159	% Change	0.33%	27.85%
% Change	-12.06%	-14.05%	Italy		
Yes			Jul 1, 2015 - Jul 31, 2015	300	00:11:16
Jul 1, 2015 - Jul 31, 2015	465	904	May 31, 2015 - Jun 30, 2015	366	00:11:34
May 31, 2015 - Jun 30, 2015	551	1,126	% Change	-18.03%	-2.61%
% Change	-15.61%	-19.72%	Spain		
			Jul 1, 2015 - Jul 31, 2015	278	00:14:13
			May 31, 2015 - Jun 30, 2015	618	00:10:08
			% Change	-55.02%	40.43%
			Brazil		
			Jul 1, 2015 - Jul 31, 2015	249	00:09:00
			May 31, 2015 - Jun 30, 2015	209	00:07:14
			% Change	19.14%	24.55%
			China		
			Jul 1, 2015 - Jul 31, 2015	226	00:09:33
			May 31, 2015 - Jun 30, 2015	215	00:06:46
			% Change	5.12%	41.17%