

My Dashboard

Jul 1, 2014 - Jul 31, 2014
Compare to: May 31, 2014 - Jun 30, 2014

All Sessions
+0.00%

+ Add Segment

Visits

Jul 1, 2014 - Jul 31, 2014

5,772

% of Total: 100.00% (5,772)



May 31, 2014 - Jun 30, 2014

6,771

% of Total: 100.00% (6,771)



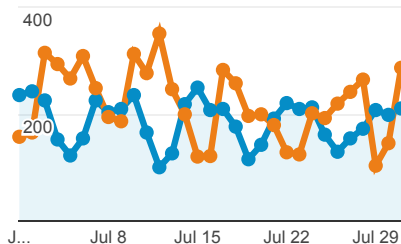
Visits and Visits

Jul 1, 2014 - Jul 31, 2014:

● Sessions

May 31, 2014 - Jun 30, 2014:

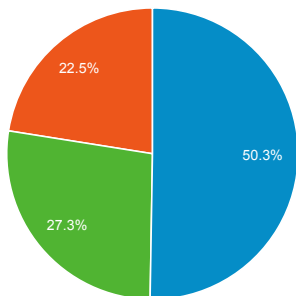
● Sessions



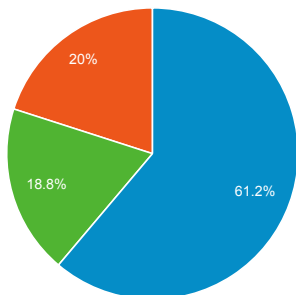
Visits by Traffic Type

■ organic ■ referral ■ direct

Jul 1, 2014 - Jul 31, 2014



May 31, 2014 - Jun 30, 2014



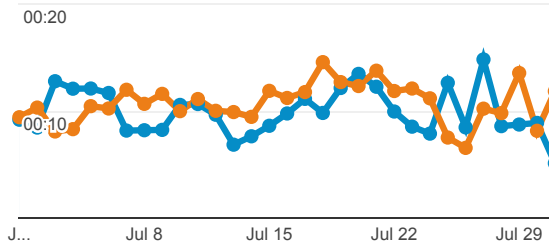
Avg. Visit Duration

Jul 1, 2014 - Jul 31, 2014:

● Avg. Session Duration

May 31, 2014 - Jun 30, 2014:

● Avg. Session Duration



Visits and Avg. Visit Duration by Country / Territory

Country / Territory	Sessions	Avg. Session Duration
United States		
Jul 1, 2014 - Jul 31, 2014	1,358	00:06:12
May 31, 2014 - Jun 30, 2014	1,346	00:09:38
% Change	0.89%	-35.72%
China		
Jul 1, 2014 - Jul 31, 2014	485	00:21:20
May 31, 2014 - Jun 30, 2014	216	00:07:14
% Change	124.54%	194.96%
Germany		
Jul 1, 2014 - Jul 31, 2014	405	00:05:08
May 31, 2014 - Jun 30, 2014	313	00:07:02
% Change	29.39%	-26.91%
India		
Jul 1, 2014 - Jul 31, 2014	349	00:11:16
May 31, 2014 - Jun 30, 2014	479	00:20:08
% Change	-27.14%	-44.07%
Italy		
Jul 1, 2014 - Jul 31, 2014	272	00:10:10
May 31, 2014 - Jun 30, 2014		

% New Visits

Jul 1, 2014 - Jul 31, 2014

45.44%

Site Avg: 45.44% (0.00%)



May 31, 2014 - Jun 30, 2014

41.99%

Site Avg: 41.99% (0.00%)



Unique Visitors

Jul 1, 2014 - Jul 31, 2014

2,944

% of Total: 100.00% (2,944)



May 31, 2014 - Jun 30, 2014

3,301

% of Total: 100.00% (3,301)



Pageviews

Jul 1, 2014 - Jul 31, 2014

28,755

% of Total: 100.00% (28,755)



May 31, 2014 - Jun 30, 2014

33,338

% of Total: 100.00% (33,338)



Pages / Visit

Jul 1, 2014 - Jul 31, 2014

4.98

Site Avg: 4.98 (0.00%)



May 31, 2014 - Jun 30, 2014

4.92

Site Avg: 4.92 (0.00%)



Avg. Time on Page

Jul 1, 2014 - Jul 31, 2014

00:02:26

Site Avg: 00:02:26 (0.00%)



May 31, 2014 - Jun 30, 2014

00:02:42

Site Avg: 00:02:42 (0.00%)



Visits and Pageviews by Mobile

Mobile (Including Tablet)	Sessions	Pageviews
No		
Jul 1, 2014 - Jul 31, 2014	5,497	28,132
May 31, 2014 - Jun 30, 2014	6,562	32,951
% Change	-16.23%	-14.62%
Yes		
Jul 1, 2014 - Jul 31, 2014	275	623
May 31, 2014 - Jun 30, 2014	209	387
% Change	31.58%	60.98%

May 31, 2014 - Jun 30, 2014	260	00:11:33
% Change	4.62%	-11.86%
Colombia		
Jul 1, 2014 - Jul 31, 2014	239	00:09:01
May 31, 2014 - Jun 30, 2014	446	00:16:55
% Change	-46.41%	-46.68%
United Kingdom		
Jul 1, 2014 - Jul 31, 2014	186	00:17:43
May 31, 2014 - Jun 30, 2014	161	00:09:24
% Change	15.53%	88.46%
Canada		
Jul 1, 2014 - Jul 31, 2014	182	00:11:41
May 31, 2014 - Jun 30, 2014	191	00:03:04
% Change	-4.71%	280.20%
France		
Jul 1, 2014 - Jul 31, 2014	181	00:08:47
May 31, 2014 - Jun 30, 2014	222	00:12:16
% Change	-18.47%	-28.36%
Iran		
Jul 1, 2014 - Jul 31, 2014	137	00:17:11
May 31, 2014 - Jun 30, 2014	169	00:13:23
% Change	-18.93%	28.38%