

My Dashboard

Jan 1, 2022 - Jan 31, 2022
Compare to: Dec 1, 2021 - Dec 31, 2021

All Users
+0.00% Sessions

Visits

Jan 1, 2022 - Jan 31, 2022
6,934
% of Total: 100.00% (6,934)

Dec 1, 2021 - Dec 31, 2021
8,831
% of Total: 100.00% (8,831)

Visits and Visits

Jan 1, 2022 - Jan 31, 2022: Sessions
Dec 1, 2021 - Dec 31, 2021: Sessions

Visits by Traffic Type

Legend: direct (blue), organic (green), referral (orange)

Jan 1, 2022 - Jan 31, 2022

direct	41.6%
organic	38.8%
referral	19.6%

Dec 1, 2021 - Dec 31, 2021

direct	43%
organic	40.2%
referral	16.8%

Visits and Pageviews by Mobile

Mobile (Including Tablet)	Sessions	Pageviews
No		
Jan 1, 2022 - Jan 31, 2022	6,393	31,458
Dec 1, 2021 - Dec 31, 2021	8,138	43,294
% Change	-21.44%	-27.34%
Yes		
Jan 1, 2022 - Jan 31, 2022	541	742
Dec 1, 2021 - Dec 31, 2021	693	1,009
% Change	-21.93%	-26.46%

Avg. Visit Duration

Jan 1, 2022 - Jan 31, 2022: Avg. Session Duration
Dec 1, 2021 - Dec 31, 2021: Avg. Session Duration

Visits and Avg. Visit Duration by Country / Territory

Country	Sessions	Avg. Session Duration
United States		
Jan 1, 2022 - Jan 31, 2022	1,139	00:08:42
Dec 1, 2021 - Dec 31, 2021	1,259	00:09:51
% Change	-9.53%	-11.64%
China		
Jan 1, 2022 - Jan 31, 2022	716	00:02:52
Dec 1, 2021 - Dec 31, 2021	927	00:02:52
% Change	-22.76%	0.09%
Portugal		
Jan 1, 2022 - Jan 31, 2022	453	00:22:51
Dec 1, 2021 - Dec 31, 2021	354	00:14:46
% Change	27.97%	54.78%
Colombia		
Jan 1, 2022 - Jan 31, 2022	404	00:15:47
Dec 1, 2021 - Dec 31, 2021	538	00:15:08
% Change	-24.91%	4.33%
Turkey		
Jan 1, 2022 - Jan 31, 2022	379	00:07:53
Dec 1, 2021 - Dec 31, 2021	770	00:15:43
% Change	-50.78%	-49.86%
Iran		
Jan 1, 2022 - Jan 31, 2022	305	00:15:39
Dec 1, 2021 - Dec 31, 2021	465	00:09:31
% Change	-34.41%	64.57%
Spain		
Jan 1, 2022 - Jan 31, 2022	282	00:15:20
Dec 1, 2021 - Dec 31, 2021	364	00:04:37
% Change	-22.53%	232.44%
Germany		
Jan 1, 2022 - Jan 31, 2022	277	00:04:49
Dec 1, 2021 - Dec 31, 2021	329	00:05:29
% Change	-15.81%	-12.25%
India		
Jan 1, 2022 - Jan 31, 2022	270	00:07:04
Dec 1, 2021 - Dec 31, 2021	363	00:11:22
% Change	-25.62%	-37.77%
Japan		

Browser

Browser	Pageviews
Chrome	
Jan 1, 2022 - Jan 31, 2022	20,441
Dec 1, 2021 - Dec 31, 2021	32,301
% Change	-36.72%
Safari	
Jan 1, 2022 - Jan 31, 2022	5,400
Dec 1, 2021 - Dec 31, 2021	4,421
% Change	22.14%
Edge	
Jan 1, 2022 - Jan 31, 2022	2,586
Dec 1, 2021 - Dec 31, 2021	3,740
% Change	-30.86%
Firefox	
Jan 1, 2022 - Jan 31, 2022	2,582
Dec 1, 2021 - Dec 31, 2021	1,963
% Change	31.53%
Opera	
Jan 1, 2022 - Jan 31, 2022	749
Dec 1, 2021 - Dec 31, 2021	1,213
% Change	-38.25%
Mozilla Compatible Agent	
Jan 1, 2022 - Jan 31, 2022	269
Dec 1, 2021 - Dec 31, 2021	371
% Change	-27.49%
UC Browser	
Jan 1, 2022 - Jan 31, 2022	85
Dec 1, 2021 - Dec 31, 2021	98
% Change	-13.27%
Internet Explorer	
Jan 1, 2022 - Jan 31, 2022	35
Dec 1, 2021 - Dec 31, 2021	62
% Change	-43.55%
Samsung Internet	
Jan 1, 2022 - Jan 31, 2022	17
Dec 1, 2021 - Dec 31, 2021	57
% Change	-70.18%
Android Webview	
Jan 1, 2022 - Jan 31, 2022	16
Dec 1, 2021 - Dec 31, 2021	38
% Change	-57.89%

% New Visits


Jan 1, 2022 - Jan 31, 2022
43.90%
Avg for View: 43.90% (0.00%)


Dec 1, 2021 - Dec 31, 2021
41.08%

Jan 1, 2022 - Jan 31, 2022	237	00:08:27
Dec 1, 2021 - Dec 31, 2021	204	00:09:18
% Change	16.18%	-9.12%


41.08%
Avg for View: 41.08% (0.00%) 


Unique Visitors

Jan 1, 2022 - Jan 31, 2022
3,411
% of Total: 100.00% (3,411) 


Dec 1, 2021 - Dec 31, 2021
4,147
% of Total: 100.00% (4,147) 


Pageviews

Jan 1, 2022 - Jan 31, 2022
32,200
% of Total: 100.00% (32,200) 


Dec 1, 2021 - Dec 31, 2021
44,303
% of Total: 100.00% (44,303) 

Pages / Visit

Jan 1, 2022 - Jan 31, 2022
4.64
Avg for View: 4.64 (0.00%) 

Dec 1, 2021 - Dec 31, 2021
5.02
Avg for View: 5.02 (0.00%) 

Avg. Time on Page

Jan 1, 2022 - Jan 31, 2022
00:02:40
Avg for View: 00:02:40 (0.00%) 

Dec 1, 2021 - Dec 31, 2021
00:02:37
Avg for View: 00:02:37 (0.00%) 