

## My Dashboard

Jan 1, 2021 - Jan 31, 2021  
Compare to: Dec 1, 2020 - Dec 31, 2020

**All Users**  
+0.00% Sessions

### Visits

Jan 1, 2021 - Jan 31, 2021

**8,613**  
% of Total: 100.00% (8,613)



Dec 1, 2020 - Dec 31, 2020

**9,623**  
% of Total: 100.00% (9,623)



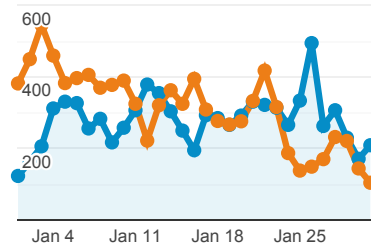
### Visits and Visits

Jan 1, 2021 - Jan 31, 2021:

● Sessions

Dec 1, 2020 - Dec 31, 2020:

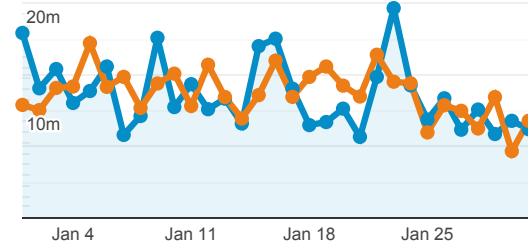
● Sessions



### Avg. Visit Duration

Jan 1, 2021 - Jan 31, 2021: ● Avg. Session Duration

Dec 1, 2020 - Dec 31, 2020: ● Avg. Session Duration



### Browser

Browser	Pageviews
Chrome	
Jan 1, 2021 - Jan 31, 2021	34,930
Dec 1, 2020 - Dec 31, 2020	39,004
<b>% Change</b>	<b>-10.45%</b>
Edge	
Jan 1, 2021 - Jan 31, 2021	3,319
Dec 1, 2020 - Dec 31, 2020	5,094
<b>% Change</b>	<b>-34.84%</b>
Safari	
Jan 1, 2021 - Jan 31, 2021	2,969
Dec 1, 2020 - Dec 31, 2020	5,225
<b>% Change</b>	<b>-43.18%</b>
Firefox	
Jan 1, 2021 - Jan 31, 2021	2,130
Dec 1, 2020 - Dec 31, 2020	2,003
<b>% Change</b>	<b>6.34%</b>
Opera	
Jan 1, 2021 - Jan 31, 2021	1,005
Dec 1, 2020 - Dec 31, 2020	768
<b>% Change</b>	<b>30.86%</b>
Internet Explorer	
Jan 1, 2021 - Jan 31, 2021	300
Dec 1, 2020 - Dec 31, 2020	94
<b>% Change</b>	<b>219.15%</b>
Mozilla Compatible Agent	
Jan 1, 2021 - Jan 31, 2021	144
Dec 1, 2020 - Dec 31, 2020	77
<b>% Change</b>	<b>87.01%</b>
Samsung Internet	
Jan 1, 2021 - Jan 31, 2021	42
Dec 1, 2020 - Dec 31, 2020	35
<b>% Change</b>	<b>20.00%</b>
UC Browser	
Jan 1, 2021 - Jan 31, 2021	33
Dec 1, 2020 - Dec 31, 2020	71
<b>% Change</b>	<b>-53.52%</b>

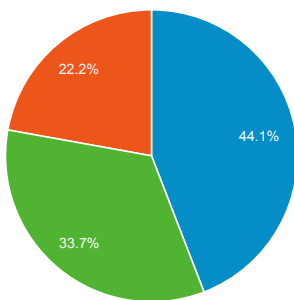
### Visits and Avg. Visit Duration by Country / Territory

Country	Sessions	Avg. Session Duration
United States		
Jan 1, 2021 - Jan 31, 2021	1,009	00:06:34
Dec 1, 2020 - Dec 31, 2020	1,458	00:08:45
<b>% Change</b>	<b>-30.80%</b>	<b>-24.97%</b>
Turkey		
Jan 1, 2021 - Jan 31, 2021	806	00:17:13
Dec 1, 2020 - Dec 31, 2020	684	00:12:26
<b>% Change</b>	<b>17.84%</b>	<b>38.45%</b>
Japan		
Jan 1, 2021 - Jan 31, 2021	630	00:11:46
Dec 1, 2020 - Dec 31, 2020	278	00:14:09
<b>% Change</b>	<b>126.62%</b>	<b>-16.86%</b>
Colombia		
Jan 1, 2021 - Jan 31, 2021	499	00:14:19
Dec 1, 2020 - Dec 31, 2020	765	00:15:07
<b>% Change</b>	<b>-34.77%</b>	<b>-5.26%</b>
China		
Jan 1, 2021 - Jan 31, 2021	484	00:06:31
Dec 1, 2020 - Dec 31, 2020	499	00:04:55
<b>% Change</b>	<b>-3.01%</b>	<b>32.35%</b>
Germany		

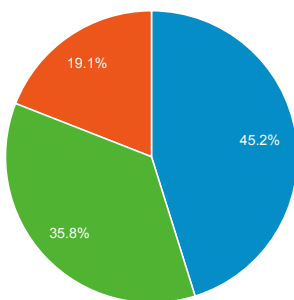
### Visits by Traffic Type

■ organic ■ direct ■ referral

Jan 1, 2021 - Jan 31, 2021



Dec 1, 2020 - Dec 31, 2020



### Visits and Pageviews by Mobile

Mobile

(Including Tablet)

Sessions Pageviews

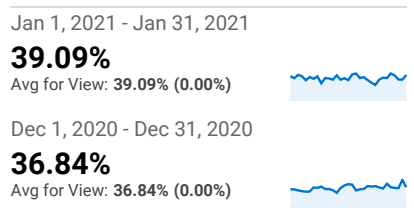
No		
Jan 1, 2021 - Jan 31, 2021	8,054	44,040
Dec 1, 2020 - Dec 31, 2020	8,986	51,487
<b>% Change</b>	<b>-10.37%</b>	<b>-14.46%</b>
Yes		
Jan 1, 2021 - Jan 31, 2021	559	880
Dec 1, 2020 - Dec 31, 2020	637	964
<b>% Change</b>	<b>-12.24%</b>	<b>-8.71%</b>

Jan 1, 2021 - Jan 31, 2021	434	00:04:24
Dec 1, 2020 - Dec 31, 2020	367	00:05:13
<b>% Change</b>	<b>18.26%</b>	<b>-15.50%</b>
Iran		
Jan 1, 2021 - Jan 31, 2021	387	00:16:19
Dec 1, 2020 - Dec 31, 2020	354	00:11:39
<b>% Change</b>	<b>9.32%</b>	<b>40.09%</b>
Brazil		
Jan 1, 2021 - Jan 31, 2021	337	00:15:54
Dec 1, 2020 - Dec 31, 2020	555	00:24:38
<b>% Change</b>	<b>-39.28%</b>	<b>-35.49%</b>
India		
Jan 1, 2021 - Jan 31, 2021	312	00:04:55
Dec 1, 2020 - Dec 31, 2020	296	00:03:07
<b>% Change</b>	<b>5.41%</b>	<b>57.36%</b>
Chile		
Jan 1, 2021 - Jan 31, 2021	295	00:17:34
Dec 1, 2020 - Dec 31, 2020	282	00:14:53
<b>% Change</b>	<b>4.61%</b>	<b>18.01%</b>

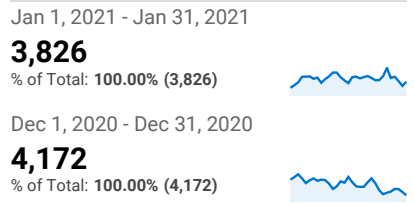
Safari (in-app)

Jan 1, 2021 - Jan 31, 2021	11
Dec 1, 2020 - Dec 31, 2020	7
<b>% Change</b>	<b>57.14%</b>

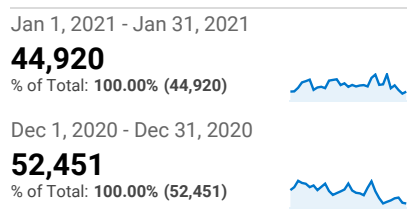
### % New Visits



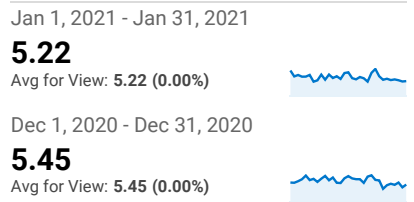
### Unique Visitors



### Pageviews



### Pages / Visit



### Avg. Time on Page

