

# My Dashboard

Jan 1, 2018 - Jan 31, 2018  
Compare to: Dec 1, 2017 - Dec 31, 2017

All Users  
+0.00% Sessions

## Visits

Jan 1, 2018 - Jan 31, 2018

**7,729**  
% of Total: 100.00% (7,729)

Dec 1, 2017 - Dec 31, 2017

**7,952**  
% of Total: 100.00% (7,952)

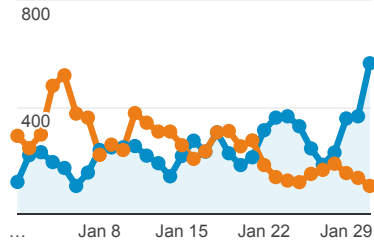
## Visits

Jan 1, 2018 - Jan 31, 2018:

● Sessions

Dec 1, 2017 - Dec 31, 2017:

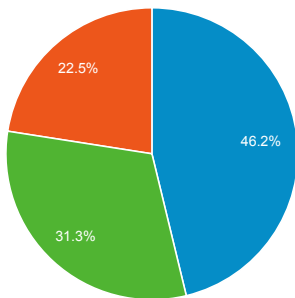
● Sessions



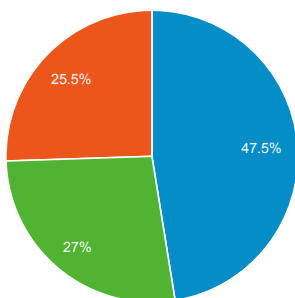
## Visits by Traffic Type

■ organic ■ direct ■ referral

Jan 1, 2018 - Jan 31, 2018



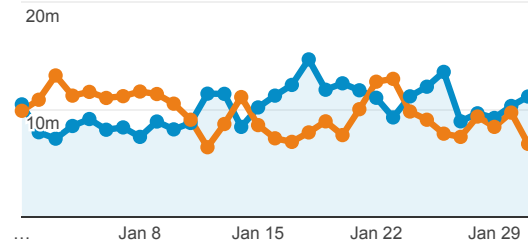
Dec 1, 2017 - Dec 31, 2017



## Avg. Visit Duration

Jan 1, 2018 - Jan 31, 2018: ● Avg. Session Duration

Dec 1, 2017 - Dec 31, 2017: ● Avg. Session Duration



## Visits and Avg. Visit Duration by Country / Territory

Country	Sessions	Avg. Session Duration
United States		
Jan 1, 2018 - Jan 31, 2018	1,783	00:09:39
Dec 1, 2017 - Dec 31, 2017	1,705	00:09:26
<b>% Change</b>	<b>4.57%</b>	<b>2.29%</b>
Chile		
Jan 1, 2018 - Jan 31, 2018	466	00:14:25
Dec 1, 2017 - Dec 31, 2017	631	00:14:09
<b>% Change</b>	<b>-26.15%</b>	<b>1.85%</b>
Japan		
Jan 1, 2018 - Jan 31, 2018	410	00:14:20
Dec 1, 2017 - Dec 31, 2017	251	00:10:56
<b>% Change</b>	<b>63.35%</b>	<b>30.96%</b>
India		
Jan 1, 2018 - Jan 31, 2018	385	00:09:29
Dec 1, 2017 - Dec 31, 2017	367	00:09:55
<b>% Change</b>	<b>4.90%</b>	<b>-4.33%</b>
Spain		
Jan 1, 2018 - Jan 31, 2018	380	00:17:34
Dec 1, 2017 - Dec 31, 2017	279	00:13:16
<b>% Change</b>	<b>36.20%</b>	<b>32.43%</b>

## % New Visits

Jan 1, 2018 - Jan 31, 2018

**39.73%**  
Avg for View: 39.73% (0.00%)

Dec 1, 2017 - Dec 31, 2017

**39.91%**  
Avg for View: 39.91% (0.00%)

## Unique Visitors

Jan 1, 2018 - Jan 31, 2018

**3,480**  
% of Total: 100.00% (3,480)

Dec 1, 2017 - Dec 31, 2017

**3,725**  
% of Total: 100.00% (3,725)

## Pageviews

Jan 1, 2018 - Jan 31, 2018

**37,092**  
% of Total: 100.00% (37,092)

Dec 1, 2017 - Dec 31, 2017

**39,001**  
% of Total: 100.00% (39,001)

## Pages / Visit

Jan 1, 2018 - Jan 31, 2018

**4.80**  
Avg for View: 4.80 (0.00%)

Dec 1, 2017 - Dec 31, 2017

**4.90**  
Avg for View: 4.90 (0.00%)

## Avg. Time on Page

Jan 1, 2018 - Jan 31, 2018

**00:02:43**  
Avg for View: 00:02:43 (0.00%)

Dec 1, 2017 - Dec 31, 2017

**00:02:31**  
Avg for View: 00:02:31 (0.00%)

## Visits and Pageviews by Mobile

Mobile (Including Tablet)	Sessions	Pageviews
No		
Jan 1, 2018 - Jan 31, 2018	7,264	36,193
Dec 1, 2017 - Dec 31, 2017	7,467	38,033
<b>% Change</b>	<b>-2.72%</b>	<b>-4.84%</b>
Yes		
Jan 1, 2018 - Jan 31, 2018	465	899
Dec 1, 2017 - Dec 31, 2017	485	968
<b>% Change</b>	<b>-4.12%</b>	<b>-7.13%</b>

## Germany

Jan 1, 2018 - Jan 31, 2018	353	00:10:09
Dec 1, 2017 - Dec 31, 2017	325	00:07:19
<b>% Change</b>	<b>8.62%</b>	<b>38.89%</b>
Colombia		
Jan 1, 2018 - Jan 31, 2018	337	00:18:12
Dec 1, 2017 - Dec 31, 2017	425	00:12:29
<b>% Change</b>	<b>-20.71%</b>	<b>45.68%</b>
China		
Jan 1, 2018 - Jan 31, 2018	274	00:04:03
Dec 1, 2017 - Dec 31, 2017	204	00:02:38
<b>% Change</b>	<b>34.31%</b>	<b>53.88%</b>
France		
Jan 1, 2018 - Jan 31, 2018	221	00:11:39
Dec 1, 2017 - Dec 31, 2017	436	00:11:08
<b>% Change</b>	<b>-49.31%</b>	<b>4.75%</b>
Italy		
Jan 1, 2018 - Jan 31, 2018	193	00:10:03
Dec 1, 2017 - Dec 31, 2017	177	00:08:50
<b>% Change</b>	<b>9.04%</b>	<b>13.73%</b>