

My Dashboard

Jan 1, 2016 - Jan 31, 2016
Compare to: Dec 1, 2015 - Dec 31, 2015

All Sessions
+0.00%

Visits

Jan 1, 2016 - Jan 31, 2016

7,240

% of Total: 100.00% (7,240)



Dec 1, 2015 - Dec 31, 2015

8,413

% of Total: 100.00% (8,413)



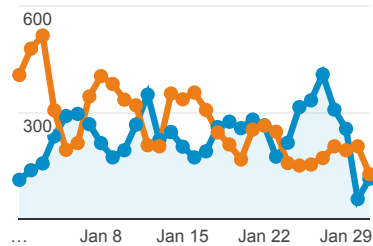
Visits and Visits

Jan 1, 2016 - Jan 31, 2016:

● Sessions

Dec 1, 2015 - Dec 31, 2015:

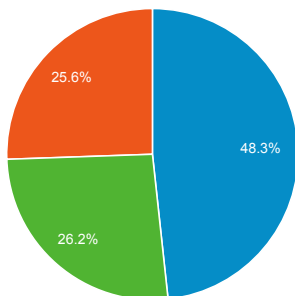
● Sessions



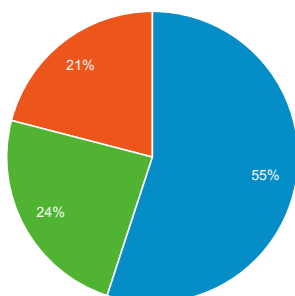
Visits by Traffic Type

■ organic ■ direct ■ referral

Jan 1, 2016 - Jan 31, 2016



Dec 1, 2015 - Dec 31, 2015



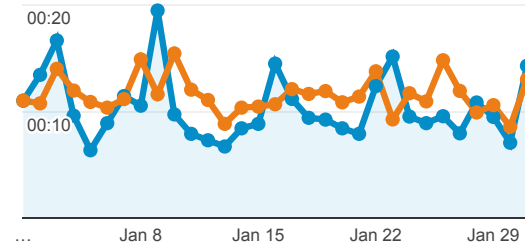
Avg. Visit Duration

Jan 1, 2016 - Jan 31, 2016:

● Avg. Session Duration

Dec 1, 2015 - Dec 31, 2015:

● Avg. Session Duration



Visits and Avg. Visit Duration by Country / Territory

Country	Sessions	Avg. Session Duration
United States		
Jan 1, 2016 - Jan 31, 2016	2,051	00:11:17
Dec 1, 2015 - Dec 31, 2015	2,222	00:12:05
% Change	-7.70%	-6.58%
Colombia		
Jan 1, 2016 - Jan 31, 2016	432	00:18:37
Dec 1, 2015 - Dec 31, 2015	449	00:18:49
% Change	-3.79%	-1.12%
Germany		
Jan 1, 2016 - Jan 31, 2016	418	00:08:21
Dec 1, 2015 - Dec 31, 2015	338	00:10:05
% Change	23.67%	-17.26%
Spain		
Jan 1, 2016 - Jan 31, 2016	382	00:17:49
Dec 1, 2015 - Dec 31, 2015	485	00:15:52
% Change	-21.24%	12.33%
Canada		
Jan 1, 2016 - Jan 31, 2016	344	00:03:17
Dec 1, 2015 - Dec 31, 2015		

Browser

Browser	Pageviews
Chrome	
Jan 1, 2016 - Jan 31, 2016	24,902
Dec 1, 2015 - Dec 31, 2015	31,230
% Change	-20.26%
Firefox	
Jan 1, 2016 - Jan 31, 2016	4,398
Dec 1, 2015 - Dec 31, 2015	4,943
% Change	-11.03%
Safari	
Jan 1, 2016 - Jan 31, 2016	1,433
Dec 1, 2015 - Dec 31, 2015	1,895
% Change	-24.38%
Internet Explorer	
Jan 1, 2016 - Jan 31, 2016	1,192
Dec 1, 2015 - Dec 31, 2015	2,537
% Change	-53.02%
Opera	
Jan 1, 2016 - Jan 31, 2016	412
Dec 1, 2015 - Dec 31, 2015	529
% Change	-22.12%
Edge	
Jan 1, 2016 - Jan 31, 2016	373
Dec 1, 2015 - Dec 31, 2015	358
% Change	4.19%
YaBrowser	
Jan 1, 2016 - Jan 31, 2016	176
Dec 1, 2015 - Dec 31, 2015	15

Visits and Pageviews by Mobile

Mobile (Including Tablet)	Sessions	Pageviews
No		
Jan 1, 2016 - Jan 31, 2016	6,800	32,115
Dec 1, 2015 - Dec 31, 2015	8,063	40,980
% Change	-15.66%	-21.63%
Yes		
Jan 1, 2016 - Jan 31, 2016	440	859
Dec 1, 2015 - Dec 31, 2015	350	635
% Change	25.71%	35.28%

Dec 1, 2015 - Dec 31, 2015	163	00:08:33
% Change	111.04%	-61.55%
France		
Jan 1, 2016 - Jan 31, 2016	314	00:10:34
Dec 1, 2015 - Dec 31, 2015	583	00:15:39
% Change	-46.14%	-32.49%
United Kingdom		
Jan 1, 2016 - Jan 31, 2016	231	00:04:21
Dec 1, 2015 - Dec 31, 2015	200	00:06:49
% Change	15.50%	-36.31%
China		
Jan 1, 2016 - Jan 31, 2016	217	00:07:47
Dec 1, 2015 - Dec 31, 2015	183	00:10:25
% Change	18.58%	-25.32%
Turkey		
Jan 1, 2016 - Jan 31, 2016	191	00:07:34
Dec 1, 2015 - Dec 31, 2015	262	00:10:39
% Change	-27.10%	-28.87%
Poland		
Jan 1, 2016 - Jan 31, 2016	182	00:08:55
Dec 1, 2015 - Dec 31, 2015	194	00:12:32
% Change	-6.19%	-28.78%

5	
% Change	1,073.33%
Android Browser	
Jan 1, 2016 - Jan 31, 2016	25
Dec 1, 2015 - Dec 31, 2015	28
% Change	-10.71%
Opera Mini	
Jan 1, 2016 - Jan 31, 2016	18
Dec 1, 2015 - Dec 31, 2015	31
% Change	-41.94%
SeaMonkey	
Jan 1, 2016 - Jan 31, 2016	13
Dec 1, 2015 - Dec 31, 2015	4
% Change	225.00%

% New Visits

Jan 1, 2016 - Jan 31, 2016

45.14%

Avg for View: 45.14% (0.00%)



Dec 1, 2015 - Dec 31, 2015

41.20%

Avg for View: 41.20% (0.00%)



Unique Visitors

Jan 1, 2016 - Jan 31, 2016

3,758

% of Total: 100.00% (3,758)



Dec 1, 2015 - Dec 31, 2015

4,044

% of Total: 100.00% (4,044)



Pageviews

Jan 1, 2016 - Jan 31, 2016

32,974

% of Total: 100.00% (32,974)



Dec 1, 2015 - Dec 31, 2015

41,615

% of Total: 100.00% (41,615)



Pages / Visit

Jan 1, 2016 - Jan 31, 2016

4.55

Avg for View: 4.55 (0.00%)



Dec 1, 2015 - Dec 31, 2015

4.95

Avg for View: 4.95 (0.00%)



Avg. Time on Page

Jan 1, 2016 - Jan 31, 2016

00:02:48

Avg for View: **00:02:48 (0.00%)**



Dec 1, 2015 - Dec 31, 2015

00:02:58

Avg for View: **00:02:58 (0.00%)**

