

My Dashboard

Jan 1, 2015 - Jan 31, 2015
Compare to: Dec 1, 2014 - Dec 31, 2014

All Sessions
+0.00%

Visits

Jan 1, 2015 - Jan 31, 2015

7,182

% of Total: 100.00% (7,182)



Dec 1, 2014 - Dec 31, 2014

7,582

% of Total: 100.00% (7,582)



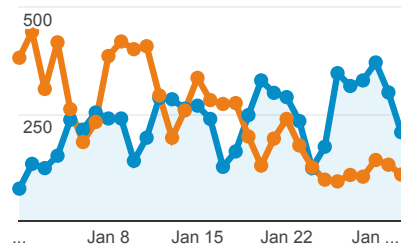
Visits and Visits

Jan 1, 2015 - Jan 31, 2015:

● Sessions

Dec 1, 2014 - Dec 31, 2014:

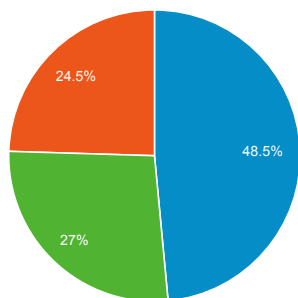
● Sessions



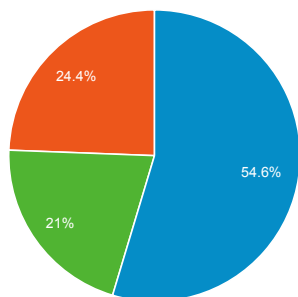
Visits by Traffic Type

■ organic ■ direct ■ referral

Jan 1, 2015 - Jan 31, 2015



Dec 1, 2014 - Dec 31, 2014



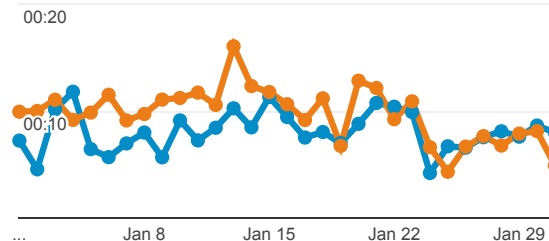
Avg. Visit Duration

Jan 1, 2015 - Jan 31, 2015:

● Avg. Session Duration

Dec 1, 2014 - Dec 31, 2014:

● Avg. Session Duration



Visits and Avg. Visit Duration by Country / Territory

Country	Sessions	Avg. Session Duration
United States		
Jan 1, 2015 - Jan 31, 2015	1,728	00:07:44
Dec 1, 2014 - Dec 31, 2014	1,744	00:09:15
% Change	-0.92%	-16.46%
Germany		
Jan 1, 2015 - Jan 31, 2015	491	00:06:53
Dec 1, 2014 - Dec 31, 2014	372	00:06:09
% Change	31.99%	11.78%
Canada		
Jan 1, 2015 - Jan 31, 2015	467	00:05:17
Dec 1, 2014 - Dec 31, 2014	293	00:11:22
% Change	59.39%	-53.45%
Spain		
Jan 1, 2015 - Jan 31, 2015	431	00:15:29
Dec 1, 2014 - Dec 31, 2014	381	00:11:38
% Change	13.12%	33.23%
France		
Jan 1, 2015 - Jan 31, 2015	308	00:09:31
Dec 1, 2014 - Dec 31, 2014		

% New Visits

Jan 1, 2015 - Jan 31, 2015

47.90%

Avg for View: 47.90% (0.00%)



Dec 1, 2014 - Dec 31, 2014

43.84%

Avg for View: 43.84% (0.00%)



Unique Visitors

Jan 1, 2015 - Jan 31, 2015

3,811

% of Total: 100.00% (3,811)



Dec 1, 2014 - Dec 31, 2014

3,780

% of Total: 100.00% (3,780)



Pageviews

Jan 1, 2015 - Jan 31, 2015

28,625

% of Total: 100.00% (28,625)



Dec 1, 2014 - Dec 31, 2014

36,252

% of Total: 100.00% (36,252)



Pages / Visit

Jan 1, 2015 - Jan 31, 2015

3.99

Avg for View: 3.99 (0.00%)



Dec 1, 2014 - Dec 31, 2014

4.78

Avg for View: 4.78 (0.00%)



Avg. Time on Page

Jan 1, 2015 - Jan 31, 2015

00:02:44

Avg for View: 00:02:44 (0.00%)



Dec 1, 2014 - Dec 31, 2014

00:02:42

Avg for View: 00:02:42 (0.00%)



Visits and Pageviews by Mobile

Mobile (Including Tablet)	Sessions	Pageviews			
			Dec 1, 2014 - Dec 31, 2014	324	00:06:33
			% Change	-4.94%	45.23%
			Iran		
No			Jan 1, 2015 - Jan 31, 2015	255	00:13:10
Jan 1, 2015 - Jan 31, 2015	6,645	27,745	Dec 1, 2014 - Dec 31, 2014	305	00:10:39
Dec 1, 2014 - Dec 31, 2014	7,177	35,579	% Change	-16.39%	23.63%
% Change	-7.41%	-22.02%	Russia		
Yes			Jan 1, 2015 - Jan 31, 2015	242	00:07:27
Jan 1, 2015 - Jan 31, 2015	537	880	Dec 1, 2014 - Dec 31, 2014	125	00:18:43
Dec 1, 2014 - Dec 31, 2014	405	673	% Change	93.60%	-60.21%
% Change	32.59%	30.76%	United Kingdom		
			Jan 1, 2015 - Jan 31, 2015	228	00:10:01
			Dec 1, 2014 - Dec 31, 2014	240	00:10:20
			% Change	-5.00%	-3.13%
			Chile		
			Jan 1, 2015 - Jan 31, 2015	223	00:10:01
			Dec 1, 2014 - Dec 31, 2014	149	00:08:35
			% Change	49.66%	16.56%
			India		
			Jan 1, 2015 - Jan 31, 2015	212	00:03:56
			Dec 1, 2014 - Dec 31, 2014	269	00:09:24
			% Change	-21.19%	-58.15%