

My Dashboard

Feb 1, 2018 - Feb 28, 2018
Compare to: Jan 4, 2018 - Jan 31, 2018

All Users
+0.00% Sessions

Visits

Feb 1, 2018 - Feb 28, 2018

8,347
% of Total: 100.00% (8,347)

Jan 4, 2018 - Jan 31, 2018

7,155
% of Total: 100.00% (7,155)

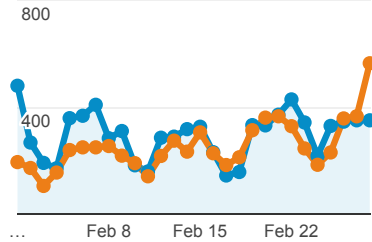
Visits

Feb 1, 2018 - Feb 28, 2018:

● Sessions

Jan 4, 2018 - Jan 31, 2018:

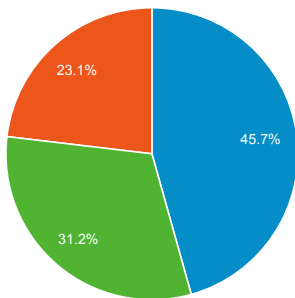
● Sessions



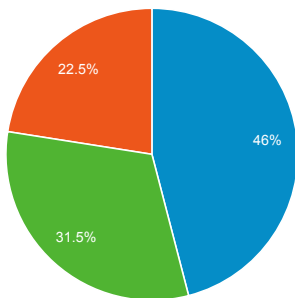
Visits by Traffic Type

■ organic ■ direct ■ referral

Feb 1, 2018 - Feb 28, 2018



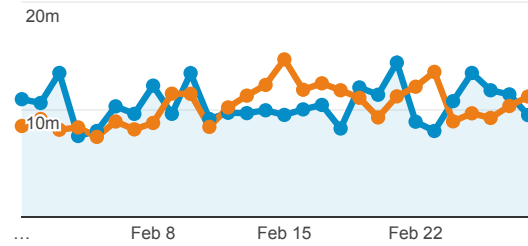
Jan 4, 2018 - Jan 31, 2018



Avg. Visit Duration

Feb 1, 2018 - Feb 28, 2018: ● Avg. Session Duration

Jan 4, 2018 - Jan 31, 2018: ● Avg. Session Duration



Visits and Avg. Visit Duration by Country / Territory

Country	Sessions	Avg. Session Duration
United States		
Feb 1, 2018 - Feb 28, 2018	2,165	00:10:17
Jan 4, 2018 - Jan 31, 2018	1,672	00:09:47
% Change	29.49%	5.28%
Colombia		
Feb 1, 2018 - Feb 28, 2018	823	00:13:31
Jan 4, 2018 - Jan 31, 2018	309	00:16:59
% Change	166.34%	-20.42%
Spain		
Feb 1, 2018 - Feb 28, 2018	345	00:10:38
Jan 4, 2018 - Jan 31, 2018	361	00:18:15
% Change	-4.43%	-41.78%
India		
Feb 1, 2018 - Feb 28, 2018	344	00:10:33
Jan 4, 2018 - Jan 31, 2018	348	00:09:46
% Change	-1.15%	8.02%
Sweden		
Feb 1, 2018 - Feb 28, 2018	329	00:15:48
Jan 4, 2018 - Jan 31, 2018	116	00:18:08
% Change	183.62%	-12.85%

% New Visits

Feb 1, 2018 - Feb 28, 2018

38.22%
Avg for View: 38.22% (0.00%)

Jan 4, 2018 - Jan 31, 2018

39.99%
Avg for View: 39.99% (0.00%)

Unique Visitors

Feb 1, 2018 - Feb 28, 2018

3,738
% of Total: 100.00% (3,738)

Jan 4, 2018 - Jan 31, 2018

3,243
% of Total: 100.00% (3,243)

Pageviews

Feb 1, 2018 - Feb 28, 2018

40,709
% of Total: 100.00% (40,709)

Jan 4, 2018 - Jan 31, 2018

34,456
% of Total: 100.00% (34,456)

Pages / Visit

Feb 1, 2018 - Feb 28, 2018

4.88
Avg for View: 4.88 (0.00%)

Jan 4, 2018 - Jan 31, 2018

4.82
Avg for View: 4.82 (0.00%)

Avg. Time on Page

Feb 1, 2018 - Feb 28, 2018

00:02:43
Avg for View: 00:02:43 (0.00%)

Jan 4, 2018 - Jan 31, 2018

00:02:45
Avg for View: 00:02:45 (0.00%)

Visits and Pageviews by Mobile

Mobile (Including Tablet)	Sessions	Pageviews
No		
Feb 1, 2018 - Feb 28, 2018	7,916	39,778
Jan 4, 2018 - Jan 31, 2018	6,727	33,616
% Change	17.68%	18.33%
Yes		
Feb 1, 2018 - Feb 28, 2018	431	931
Jan 4, 2018 - Jan 31, 2018	428	840
% Change	0.70%	10.83%

France

Feb 1, 2018 - Feb 28, 2018	301	00:08:27
Jan 4, 2018 - Jan 31, 2018	208	00:12:20
% Change	44.71%	-31.44%
Chile		
Feb 1, 2018 - Feb 28, 2018	291	00:11:03
Jan 4, 2018 - Jan 31, 2018	421	00:14:49
% Change	-30.88%	-25.34%
Brazil		
Feb 1, 2018 - Feb 28, 2018	263	00:12:20
Jan 4, 2018 - Jan 31, 2018	164	00:07:04
% Change	60.37%	74.78%
United Kingdom		
Feb 1, 2018 - Feb 28, 2018	259	00:07:10
Jan 4, 2018 - Jan 31, 2018	181	00:04:47
% Change	43.09%	49.98%
Germany		
Feb 1, 2018 - Feb 28, 2018	228	00:05:36
Jan 4, 2018 - Jan 31, 2018	324	00:10:07
% Change	-29.63%	-44.64%