



## My Dashboard

Feb 1, 2017 - Feb 28, 2017  
Compare to: Jan 4, 2017 - Jan 31, 2017



All Users  
+0.00% Sessions

## Visits

Feb 1, 2017 - Feb 28, 2017

**1,773**

% of Total: 100.00% (1,773)



Jan 4, 2017 - Jan 31, 2017

**6,630**

% of Total: 100.00% (6,630)



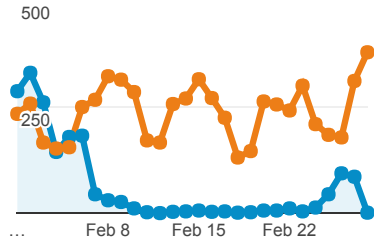
## Visits and Visits

Feb 1, 2017 - Feb 28, 2017:

● Sessions

Jan 4, 2017 - Jan 31, 2017:

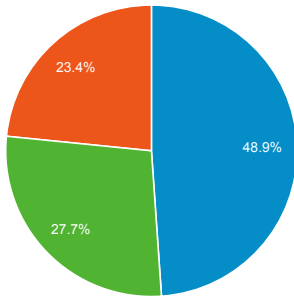
● Sessions



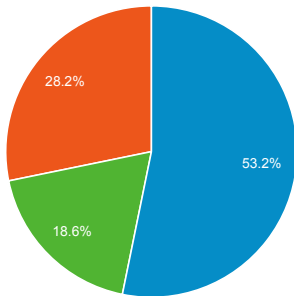
## Visits by Traffic Type

■ organic ■ referral ■ direct

Feb 1, 2017 - Feb 28, 2017



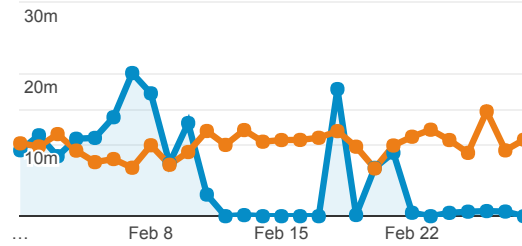
Jan 4, 2017 - Jan 31, 2017



## Avg. Visit Duration

Feb 1, 2017 - Feb 28, 2017: ● Avg. Session Duration

Jan 4, 2017 - Jan 31, 2017: ● Avg. Session Duration



## Visits and Avg. Visit Duration by Country / Territory

Country	Sessions	Avg. Session Duration
United States		
Feb 1, 2017 - Feb 28, 2017	438	00:11:36
Jan 4, 2017 - Jan 31, 2017	1,854	00:10:29
<b>% Change</b>	<b>-76.38%</b>	<b>10.70%</b>
Russia		
Feb 1, 2017 - Feb 28, 2017	248	00:01:06
Jan 4, 2017 - Jan 31, 2017	51	00:04:23
<b>% Change</b>	<b>386.27%</b>	<b>-74.95%</b>
Colombia		
Feb 1, 2017 - Feb 28, 2017	111	00:17:39
Jan 4, 2017 - Jan 31, 2017	386	00:14:54
<b>% Change</b>	<b>-71.24%</b>	<b>18.42%</b>
France		
Feb 1, 2017 - Feb 28, 2017	95	00:08:00
Jan 4, 2017 - Jan 31, 2017	209	00:10:40
<b>% Change</b>	<b>-54.55%</b>	<b>-24.98%</b>
India		
Feb 1, 2017 - Feb 28, 2017	91	00:14:57
Jan 4, 2017 - Jan 31, 2017	224	00:04:02
<b>% Change</b>	<b>-59.38%</b>	<b>270.02%</b>
Iran		
Feb 1, 2017 - Feb 28, 2017	75	00:14:34
Jan 4, 2017 - Jan 31, 2017	354	00:12:04
<b>% Change</b>	<b>-78.81%</b>	<b>20.81%</b>
Canada		
Feb 1, 2017 - Feb 28, 2017	70	00:05:51
Jan 4, 2017 - Jan 31, 2017	339	00:08:19
<b>% Change</b>		

## Browser

Browser	Pageviews
Chrome	
Feb 1, 2017 - Feb 28, 2017	4,955
Jan 4, 2017 - Jan 31, 2017	20,333
<b>% Change</b>	<b>-75.63%</b>
Safari	
Feb 1, 2017 - Feb 28, 2017	1,121
Jan 4, 2017 - Jan 31, 2017	2,131
<b>% Change</b>	<b>-47.40%</b>
Firefox	
Feb 1, 2017 - Feb 28, 2017	1,114
Jan 4, 2017 - Jan 31, 2017	5,483
<b>% Change</b>	<b>-79.68%</b>
Internet Explorer	
Feb 1, 2017 - Feb 28, 2017	315
Jan 4, 2017 - Jan 31, 2017	1,800
<b>% Change</b>	<b>-82.50%</b>
Edge	
Feb 1, 2017 - Feb 28, 2017	192
Jan 4, 2017 - Jan 31, 2017	688
<b>% Change</b>	<b>-72.09%</b>
Opera	
Feb 1, 2017 - Feb 28, 2017	8
Jan 4, 2017 - Jan 31, 2017	344
<b>% Change</b>	<b>-97.67%</b>
YaBrowser	
Feb 1, 2017 - Feb 28, 2017	7
Jan 4, 2017 - Jan 31, 2017	49
<b>% Change</b>	<b>-85.71%</b>
Opera Mini	
Feb 1, 2017 - Feb 28, 2017	4
Jan 4, 2017 - Jan 31, 2017	25
<b>% Change</b>	<b>-84.00%</b>
UC Browser	
Feb 1, 2017 - Feb 28, 2017	3
Jan 4, 2017 - Jan 31, 2017	18
<b>% Change</b>	<b>-83.33%</b>
Android Webview	
Feb 1, 2017 - Feb 28, 2017	2
Jan 4, 2017 - Jan 31, 2017	10
<b>% Change</b>	<b>-80.00%</b>

## Visits and Pageviews by Mobile

Mobile (Including Tablet)	Sessions	Pageviews	% Change	% Change	% Change	% New Visits
Germany						
No						
Feb 1, 2017 - Feb 28, 2017	1,462	7,105		-79.35%	00:10:12	Feb 1, 2017 - Feb 28, 2017 <b>44.44%</b> Avg for View: 44.44% (0.00%)
Jan 4, 2017 - Jan 31, 2017	6,296	30,286			00:06:54	Jan 4, 2017 - Jan 31, 2017 <b>45.11%</b> Avg for View: 45.11% (0.00%)
<b>% Change</b>	<b>-76.78%</b>	<b>-76.54%</b>		<b>47.72%</b>		
Singapore						
Yes						
Feb 1, 2017 - Feb 28, 2017	311	623		-51.22%	00:12:12	Feb 1, 2017 - Feb 28, 2017 <b>1,073</b> % of Total: 100.00% (1,073)
Jan 4, 2017 - Jan 31, 2017	334	628			00:09:58	Jan 4, 2017 - Jan 31, 2017 <b>3,370</b> % of Total: 100.00% (3,370)
<b>% Change</b>	<b>-6.89%</b>	<b>-0.80%</b>		<b>22.49%</b>		
Sweden						
Feb 1, 2017 - Feb 28, 2017					00:14:33	Feb 1, 2017 - Feb 28, 2017 <b>7,728</b> % of Total: 100.00% (7,728)
Jan 4, 2017 - Jan 31, 2017					00:17:52	Jan 4, 2017 - Jan 31, 2017 <b>30,914</b> % of Total: 100.00% (30,914)
<b>% Change</b>	<b>-25.97%</b>			<b>-18.60%</b>		
Pageviews						
Pages / Visit						
Avg. Time on Page						