

My Dashboard

Dec 1, 2021 - Dec 31, 2021
Compare to: Nov 1, 2021 - Nov 30, 2021

All Users
+0.00% Sessions

Visits

Dec 1, 2021 - Dec 31, 2021
8,831
% of Total: 100.00% (8,831)

Nov 1, 2021 - Nov 30, 2021
10,175
% of Total: 100.00% (10,175)

Visits and Visits

Dec 1, 2021 - Dec 31, 2021: Sessions
Nov 1, 2021 - Nov 30, 2021: Sessions

Visits by Traffic Type

Legend: direct (blue), organic (green), referral (orange)

Dec 1, 2021 - Dec 31, 2021

- direct: 43%
- organic: 40.2%
- referral: 16.8%

Nov 1, 2021 - Nov 30, 2021

- direct: 37.7%
- organic: 45.9%
- referral: 16.4%

Visits and Pageviews by Mobile

Mobile (Including Tablet)	Sessions	Pageviews
No		
Dec 1, 2021 - Dec 31, 2021	8,138	43,294
Nov 1, 2021 - Nov 30, 2021	9,565	53,092
% Change	-14.92%	-18.45%
Yes		
Dec 1, 2021 - Dec 31, 2021	693	1,009
Nov 1, 2021 - Nov 30, 2021	610	893
% Change	13.61%	12.99%

Avg. Visit Duration

Dec 1, 2021 - Dec 31, 2021: Avg. Session Duration
Nov 1, 2021 - Nov 30, 2021: Avg. Session Duration

Visits and Avg. Visit Duration by Country / Territory

Country	Sessions	Avg. Session Duration
United States		
Dec 1, 2021 - Dec 31, 2021	1,259	00:09:51
Nov 1, 2021 - Nov 30, 2021	1,767	00:11:34
% Change	-28.75%	-14.85%
China		
Dec 1, 2021 - Dec 31, 2021	927	00:02:52
Nov 1, 2021 - Nov 30, 2021	652	00:02:08
% Change	42.18%	34.25%
Turkey		
Dec 1, 2021 - Dec 31, 2021	770	00:15:43
Nov 1, 2021 - Nov 30, 2021	429	00:18:46
% Change	79.49%	-16.25%
Denmark		
Dec 1, 2021 - Dec 31, 2021	643	00:20:36
Nov 1, 2021 - Nov 30, 2021	234	00:18:10
% Change	174.79%	13.40%
Colombia		
Dec 1, 2021 - Dec 31, 2021	538	00:15:08
Nov 1, 2021 - Nov 30, 2021	1,812	00:14:02
% Change	-70.31%	7.80%
Iran		
Dec 1, 2021 - Dec 31, 2021	465	00:09:31
Nov 1, 2021 - Nov 30, 2021	556	00:11:55
% Change	-16.37%	-20.12%
Brazil		
Dec 1, 2021 - Dec 31, 2021	415	00:17:07
Nov 1, 2021 - Nov 30, 2021	537	00:10:33
% Change	-22.72%	62.27%
Spain		
Dec 1, 2021 - Dec 31, 2021	364	00:04:37
Nov 1, 2021 - Nov 30, 2021	282	00:09:19
% Change	29.08%	-50.48%
India		
Dec 1, 2021 - Dec 31, 2021	363	00:11:22
Nov 1, 2021 - Nov 30, 2021	361	00:08:04
% Change	0.55%	40.95%
Portugal		

Browser

Browser	Pageviews
Chrome	
Dec 1, 2021 - Dec 31, 2021	32,301
Nov 1, 2021 - Nov 30, 2021	40,961
% Change	-21.14%
Safari	
Dec 1, 2021 - Dec 31, 2021	4,421
Nov 1, 2021 - Nov 30, 2021	5,273
% Change	-16.16%
Edge	
Dec 1, 2021 - Dec 31, 2021	3,740
Nov 1, 2021 - Nov 30, 2021	4,176
% Change	-10.44%
Firefox	
Dec 1, 2021 - Dec 31, 2021	1,963
Nov 1, 2021 - Nov 30, 2021	2,512
% Change	-21.86%
Opera	
Dec 1, 2021 - Dec 31, 2021	1,213
Nov 1, 2021 - Nov 30, 2021	642
% Change	88.94%
Mozilla Compatible Agent	
Dec 1, 2021 - Dec 31, 2021	371
Nov 1, 2021 - Nov 30, 2021	163
% Change	127.61%
UC Browser	
Dec 1, 2021 - Dec 31, 2021	98
Nov 1, 2021 - Nov 30, 2021	101
% Change	-2.97%
Internet Explorer	
Dec 1, 2021 - Dec 31, 2021	62
Nov 1, 2021 - Nov 30, 2021	81
% Change	-23.46%
Samsung Internet	
Dec 1, 2021 - Dec 31, 2021	57
Nov 1, 2021 - Nov 30, 2021	41
% Change	39.02%
Android Webview	
Dec 1, 2021 - Dec 31, 2021	38
Nov 1, 2021 - Nov 30, 2021	9
% Change	322.22%

% New Visits


Dec 1, 2021 - Dec 31, 2021
41.08%
Avg for View: 41.08% (0.00%)


Nov 1, 2021 - Nov 30, 2021
40.00%

Dec 1, 2021 - Dec 31, 2021	354	00:14:46
Nov 1, 2021 - Nov 30, 2021	209	00:06:12
% Change	69.38%	138.33%


40.99%
Avg for View: 40.99% (0.00%) 


Unique Visitors

Dec 1, 2021 - Dec 31, 2021
4,147
% of Total: 100.00% (4,147) 


Nov 1, 2021 - Nov 30, 2021
4,679
% of Total: 100.00% (4,679) 


Pageviews

Dec 1, 2021 - Dec 31, 2021
44,303
% of Total: 100.00% (44,303) 


Nov 1, 2021 - Nov 30, 2021
53,985
% of Total: 100.00% (53,985) 

Pages / Visit

Dec 1, 2021 - Dec 31, 2021
5.02
Avg for View: 5.02 (0.00%) 

Nov 1, 2021 - Nov 30, 2021
5.31
Avg for View: 5.31 (0.00%) 

Avg. Time on Page

Dec 1, 2021 - Dec 31, 2021
00:02:37
Avg for View: 00:02:37 (0.00%) 

Nov 1, 2021 - Nov 30, 2021
00:02:27
Avg for View: 00:02:27 (0.00%) 