

My Dashboard

Dec 1, 2020 - Dec 31, 2020
Compare to: Oct 31, 2020 - Nov 30, 2020

All Users
+0.00% Sessions

Visits

Dec 1, 2020 - Dec 31, 2020

9,623

% of Total: 100.00% (9,623)

Oct 31, 2020 - Nov 30, 2020

10,850

% of Total: 100.00% (10,850)

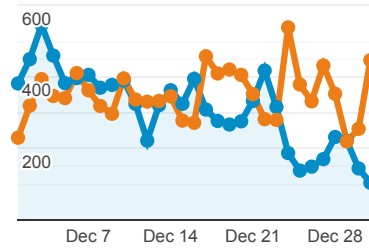
Visits and Visits

Dec 1, 2020 - Dec 31, 2020:

● Sessions

Oct 31, 2020 - Nov 30, 2020:

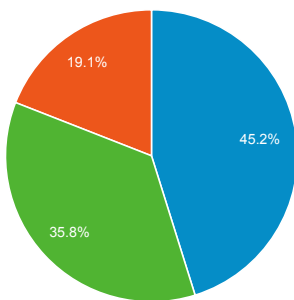
● Sessions



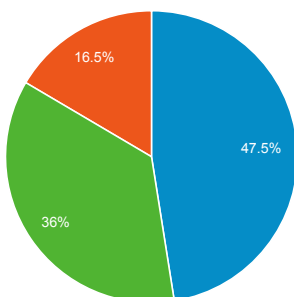
Visits by Traffic Type

■ organic ■ direct ■ referral

Dec 1, 2020 - Dec 31, 2020



Oct 31, 2020 - Nov 30, 2020



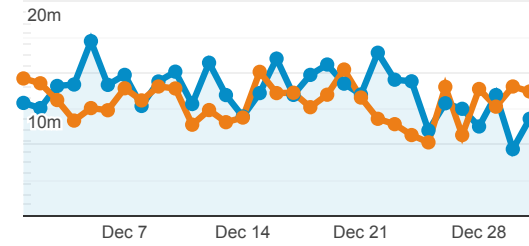
Visits and Pageviews by Mobile

Mobile

Avg. Visit Duration

Dec 1, 2020 - Dec 31, 2020: ● Avg. Session Duration

Oct 31, 2020 - Nov 30, 2020: ● Avg. Session Duration



Visits and Avg. Visit Duration by Country / Territory

Country	Sessions	Avg. Session Duration
United States		
Dec 1, 2020 - Dec 31, 2020	1,458	00:08:45
Oct 31, 2020 - Nov 30, 2020	1,625	00:06:53
% Change	-10.28%	27.22%
Colombia		
Dec 1, 2020 - Dec 31, 2020	765	00:15:07
Oct 31, 2020 - Nov 30, 2020	1,830	00:14:00
% Change	-58.20%	8.02%
Turkey		
Dec 1, 2020 - Dec 31, 2020	684	00:12:26
Oct 31, 2020 - Nov 30, 2020	817	00:12:13
% Change	-16.28%	1.86%
Brazil		
Dec 1, 2020 - Dec 31, 2020	555	00:24:38
Oct 31, 2020 - Nov 30, 2020	458	00:27:42
% Change	21.18%	-11.03%
China		
Dec 1, 2020 - Dec 31, 2020	499	00:04:55
Oct 31, 2020 - Nov 30, 2020	561	00:05:47
% Change	-11.05%	-14.98%
Spain		

Browser

Browser	Pageviews
Chrome	
Dec 1, 2020 - Dec 31, 2020	39,004
Oct 31, 2020 - Nov 30, 2020	41,280
% Change	-5.51%
Safari	
Dec 1, 2020 - Dec 31, 2020	5,225
Oct 31, 2020 - Nov 30, 2020	3,813
% Change	37.03%
Edge	
Dec 1, 2020 - Dec 31, 2020	5,094
Oct 31, 2020 - Nov 30, 2020	3,246
% Change	56.93%
Firefox	
Dec 1, 2020 - Dec 31, 2020	2,003
Oct 31, 2020 - Nov 30, 2020	2,505
% Change	-20.04%
Opera	
Dec 1, 2020 - Dec 31, 2020	768
Oct 31, 2020 - Nov 30, 2020	739
% Change	3.92%
Internet Explorer	
Dec 1, 2020 - Dec 31, 2020	94
Oct 31, 2020 - Nov 30, 2020	544
% Change	-82.72%
Mozilla Compatible Agent	
Dec 1, 2020 - Dec 31, 2020	77
Oct 31, 2020 - Nov 30, 2020	62
% Change	24.19%
UC Browser	
Dec 1, 2020 - Dec 31, 2020	71
Oct 31, 2020 - Nov 30, 2020	67
% Change	5.97%
Samsung Internet	
Dec 1, 2020 - Dec 31, 2020	35
Oct 31, 2020 - Nov 30, 2020	50
% Change	-30.00%

(Including Tablet)

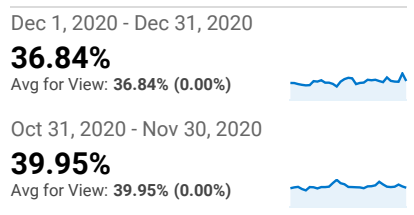
Sessions Pageviews

No		
Dec 1, 2020 - Dec 31, 2020	8,986	51,487
Oct 31, 2020 - Nov 30, 2020	10,175	51,336
% Change	-11.69%	0.29%
Yes		
Dec 1, 2020 - Dec 31, 2020	637	964
Oct 31, 2020 - Nov 30, 2020	675	1,018
% Change	-5.63%	-5.30%

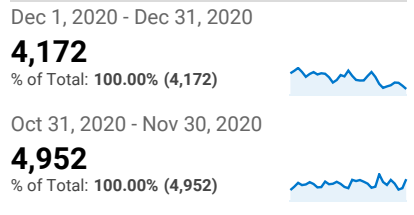
Dec 1, 2020 - Dec 31, 2020	409	00:09:48
Oct 31, 2020 - Nov 30, 2020	266	00:06:43
% Change	53.76%	45.97%
Portugal		
Dec 1, 2020 - Dec 31, 2020	370	00:14:17
Oct 31, 2020 - Nov 30, 2020	200	00:09:27
% Change	85.00%	51.19%
Germany		
Dec 1, 2020 - Dec 31, 2020	367	00:05:13
Oct 31, 2020 - Nov 30, 2020	473	00:07:52
% Change	-22.41%	-33.65%
Iran		
Dec 1, 2020 - Dec 31, 2020	354	00:11:39
Oct 31, 2020 - Nov 30, 2020	220	00:07:48
% Change	60.91%	49.47%
Denmark		
Dec 1, 2020 - Dec 31, 2020	343	00:21:38
Oct 31, 2020 - Nov 30, 2020	149	00:09:19
% Change	130.20%	132.31%

YaBrowser	
Dec 1, 2020 - Dec 31, 2020	20
Oct 31, 2020 - Nov 30, 2020	10
% Change	100.00%

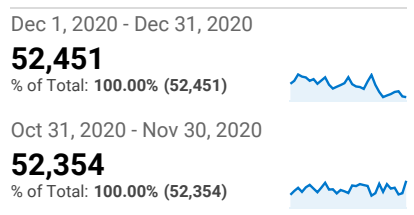
% New Visits



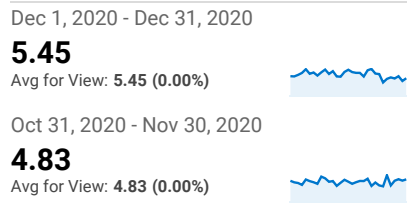
Unique Visitors



Pageviews



Pages / Visit



Avg. Time on Page

