

My Dashboard

Dec 1, 2019 - Dec 31, 2019
Compare to: Oct 31, 2019 - Nov 30, 2019

All Users
+0.00% Sessions

Visits

Dec 1, 2019 - Dec 31, 2019

8,719

% of Total: 100.00% (8,719)



Oct 31, 2019 - Nov 30, 2019

11,323

% of Total: 100.00% (11,323)



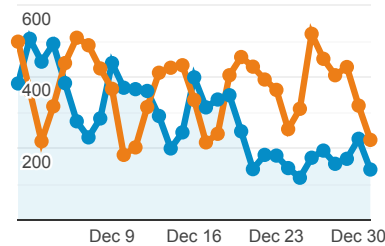
Visits and Visits

Dec 1, 2019 - Dec 31, 2019:

● Sessions

Oct 31, 2019 - Nov 30, 2019:

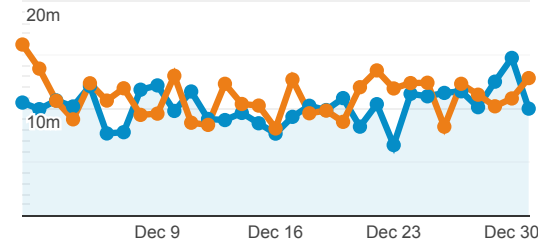
● Sessions



Avg. Visit Duration

Dec 1, 2019 - Dec 31, 2019: ● Avg. Session Duration

Oct 31, 2019 - Nov 30, 2019: ● Avg. Session Duration



Browser

Browser	Pageviews
Chrome	
Dec 1, 2019 - Dec 31, 2019	30,212
Oct 31, 2019 - Nov 30, 2019	44,131
% Change	-31.54%
Firefox	
Dec 1, 2019 - Dec 31, 2019	4,173
Oct 31, 2019 - Nov 30, 2019	3,770
% Change	10.69%
Safari	
Dec 1, 2019 - Dec 31, 2019	2,160
Oct 31, 2019 - Nov 30, 2019	4,000
% Change	-46.00%
Edge	
Dec 1, 2019 - Dec 31, 2019	1,860
Oct 31, 2019 - Nov 30, 2019	2,184
% Change	-14.84%
Opera	
Dec 1, 2019 - Dec 31, 2019	1,158
Oct 31, 2019 - Nov 30, 2019	954
% Change	21.38%
Internet Explorer	
Dec 1, 2019 - Dec 31, 2019	841
Oct 31, 2019 - Nov 30, 2019	1,044
% Change	-19.44%
UC Browser	
Dec 1, 2019 - Dec 31, 2019	151
Oct 31, 2019 - Nov 30, 2019	156
% Change	-3.21%
Samsung Internet	
Dec 1, 2019 - Dec 31, 2019	82
Oct 31, 2019 - Nov 30, 2019	107
% Change	-23.36%
YaBrowser	
Dec 1, 2019 - Dec 31, 2019	24
Oct 31, 2019 - Nov 30, 2019	92
% Change	-73.91%

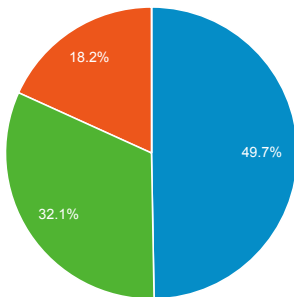
Visits and Avg. Visit Duration by Country / Territory

Country	Sessions	Avg. Session Duration
United States		
Dec 1, 2019 - Dec 31, 2019	1,690	00:08:06
Oct 31, 2019 - Nov 30, 2019	1,809	00:06:22
% Change	-6.58%	27.22%
Turkey		
Dec 1, 2019 - Dec 31, 2019	564	00:13:37
Oct 31, 2019 - Nov 30, 2019	527	00:14:23
% Change	7.02%	-5.35%
Spain		
Dec 1, 2019 - Dec 31, 2019	495	00:11:26
Oct 31, 2019 - Nov 30, 2019	275	00:09:19
% Change	80.00%	22.64%
Colombia		
Dec 1, 2019 - Dec 31, 2019	483	00:12:04
Oct 31, 2019 - Nov 30, 2019	1,745	00:14:29
% Change	-72.32%	-16.74%
Germany		
Dec 1, 2019 - Dec 31, 2019	476	00:05:38
Oct 31, 2019 - Nov 30, 2019	404	00:04:55
% Change	17.82%	14.60%
Japan		

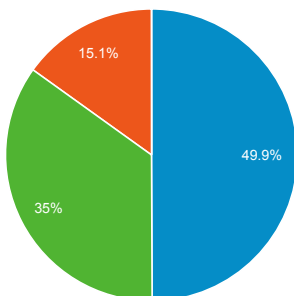
Visits by Traffic Type

■ organic ■ direct ■ referral ■ social

Dec 1, 2019 - Dec 31, 2019



Oct 31, 2019 - Nov 30, 2019



Visits and Pageviews by Mobile

Mobile (Including Tablet)	Sessions	Pageviews					
			Dec 1, 2019 - Dec 31, 2019	427	00:10:32	"	
No			Oct 31, 2019 - Nov 30, 2019	247	00:05:16	Dec 1, 2019 - Dec 31, 2019	12
Dec 1, 2019 - Dec 31, 2019	7,952	39,346	% Change	72.87%	99.92%	Oct 31, 2019 - Nov 30, 2019	0
Oct 31, 2019 - Nov 30, 2019	10,526	55,226	China			% Change	100.00%
% Change	-24.45%	-28.75%	Dec 1, 2019 - Dec 31, 2019	399	00:09:41	% New Visits	
Yes			Oct 31, 2019 - Nov 30, 2019	326	00:04:27	Dec 1, 2019 - Dec 31, 2019	
Dec 1, 2019 - Dec 31, 2019	767	1,361	% Change	22.39%	117.12%	40.83%	Avg for View: 40.83% (0.00%)
Oct 31, 2019 - Nov 30, 2019	797	1,290	India			Oct 31, 2019 - Nov 30, 2019	
% Change	-3.76%	5.50%	Dec 1, 2019 - Dec 31, 2019	362	00:08:39	40.85%	Avg for View: 40.85% (0.00%)
			Oct 31, 2019 - Nov 30, 2019	379	00:07:24	Unique Visitors	
			% Change	-4.49%	16.86%	Dec 1, 2019 - Dec 31, 2019	
			Portugal			4,108	% of Total: 100.00% (4,108)
			Dec 1, 2019 - Dec 31, 2019	357	00:16:21	Oct 31, 2019 - Nov 30, 2019	
			Oct 31, 2019 - Nov 30, 2019	430	00:18:21	5,286	% of Total: 100.00% (5,286)
			% Change	-16.98%	-10.87%	Pageviews	
			Iran			Dec 1, 2019 - Dec 31, 2019	
			Dec 1, 2019 - Dec 31, 2019	344	00:17:21	40,707	% of Total: 100.00% (40,707)
			Oct 31, 2019 - Nov 30, 2019	180	00:15:32	Oct 31, 2019 - Nov 30, 2019	
			% Change	91.11%	11.62%	56,516	% of Total: 100.00% (56,516)
						Pages / Visit	
						Dec 1, 2019 - Dec 31, 2019	
						4.67	Avg for View: 4.67 (0.00%)
						Oct 31, 2019 - Nov 30, 2019	
						4.99	Avg for View: 4.99 (0.00%)
						Avg. Time on Page	
						Dec 1, 2019 - Dec 31, 2019	
						00:02:47	Avg for View: 00:02:47 (0.00%)
						Oct 31, 2019 - Nov 30, 2019	
						00:02:47	Avg for View: 00:02:47 (0.00%)