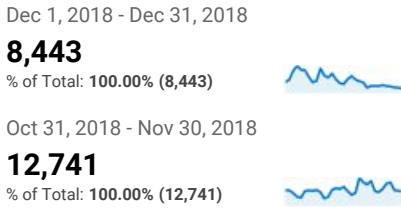


# My Dashboard

Dec 1, 2018 - Dec 31, 2018  
Compare to: Oct 31, 2018 - Nov 30, 2018

All Users  
+0.00% Sessions

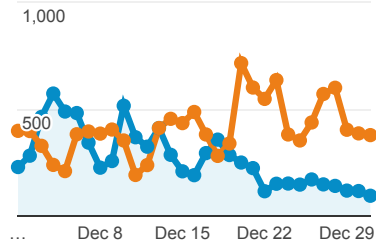
## Visits



## Visits and Visits

Dec 1, 2018 - Dec 31, 2018:  
● Sessions

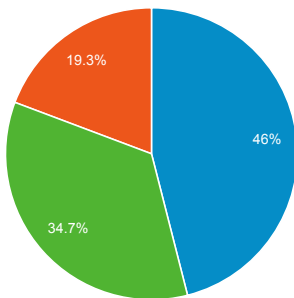
Oct 31, 2018 - Nov 30, 2018:  
● Sessions



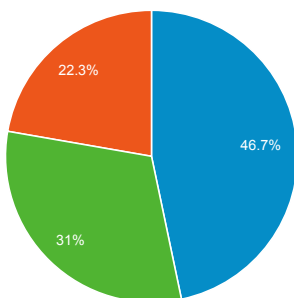
## Visits by Traffic Type

organic direct referral

Dec 1, 2018 - Dec 31, 2018



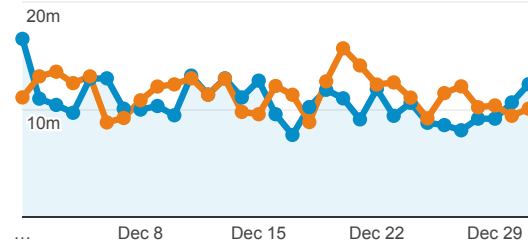
Oct 31, 2018 - Nov 30, 2018



## Visits and Pageviews by Mobile

## Avg. Visit Duration

Dec 1, 2018 - Dec 31, 2018: ● Avg. Session Duration  
Oct 31, 2018 - Nov 30, 2018: ● Avg. Session Duration



## Visits and Avg. Visit Duration by Country / Territory

| Country                     | Sessions       | Avg. Session Duration |
|-----------------------------|----------------|-----------------------|
| United States               |                |                       |
| Dec 1, 2018 - Dec 31, 2018  | 2,253          | 00:09:59              |
| Oct 31, 2018 - Nov 30, 2018 | 2,340          | 00:09:57              |
| <b>% Change</b>             | <b>-3.72%</b>  | <b>0.24%</b>          |
| Colombia                    |                |                       |
| Dec 1, 2018 - Dec 31, 2018  | 429            | 00:20:36              |
| Oct 31, 2018 - Nov 30, 2018 | 1,758          | 00:20:16              |
| <b>% Change</b>             | <b>-75.60%</b> | <b>1.70%</b>          |
| Turkey                      |                |                       |
| Dec 1, 2018 - Dec 31, 2018  | 385            | 00:13:02              |
| Oct 31, 2018 - Nov 30, 2018 | 188            | 00:10:47              |
| <b>% Change</b>             | <b>104.79%</b> | <b>20.96%</b>         |
| Iran                        |                |                       |
| Dec 1, 2018 - Dec 31, 2018  | 374            | 00:10:36              |
| Oct 31, 2018 - Nov 30, 2018 | 308            | 00:13:24              |
| <b>% Change</b>             | <b>21.43%</b>  | <b>-20.89%</b>        |
| Spain                       |                |                       |
| Dec 1, 2018 - Dec 31, 2018  | 349            | 00:11:45              |
| Oct 31, 2018 - Nov 30, 2018 | 311            | 00:06:42              |
| <b>% Change</b>             | <b>12.22%</b>  | <b>75.49%</b>         |

## Browser

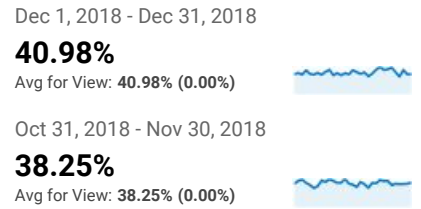
| Browser                     | Pageviews      |
|-----------------------------|----------------|
| Chrome                      |                |
| Dec 1, 2018 - Dec 31, 2018  | 30,315         |
| Oct 31, 2018 - Nov 30, 2018 | 48,174         |
| <b>% Change</b>             | <b>-37.07%</b> |
| Firefox                     |                |
| Dec 1, 2018 - Dec 31, 2018  | 6,963          |
| Oct 31, 2018 - Nov 30, 2018 | 5,941          |
| <b>% Change</b>             | <b>17.20%</b>  |
| Safari                      |                |
| Dec 1, 2018 - Dec 31, 2018  | 2,327          |
| Oct 31, 2018 - Nov 30, 2018 | 4,631          |
| <b>% Change</b>             | <b>-49.75%</b> |
| Edge                        |                |
| Dec 1, 2018 - Dec 31, 2018  | 904            |
| Oct 31, 2018 - Nov 30, 2018 | 2,266          |
| <b>% Change</b>             | <b>-60.11%</b> |
| Opera                       |                |
| Dec 1, 2018 - Dec 31, 2018  | 876            |
| Oct 31, 2018 - Nov 30, 2018 | 700            |
| <b>% Change</b>             | <b>25.14%</b>  |
| Internet Explorer           |                |
| Dec 1, 2018 - Dec 31, 2018  | 765            |
| Oct 31, 2018 - Nov 30, 2018 | 1,299          |
| <b>% Change</b>             | <b>-41.11%</b> |
| YaBrowser                   |                |
| Dec 1, 2018 - Dec 31, 2018  | 77             |
| Oct 31, 2018 - Nov 30, 2018 | 32             |
| <b>% Change</b>             | <b>140.62%</b> |
| Safari (in-app)             |                |
| Dec 1, 2018 - Dec 31, 2018  | 60             |
| Oct 31, 2018 - Nov 30, 2018 | 19             |
| <b>% Change</b>             | <b>215.79%</b> |
| Android Webview             |                |
| Dec 1, 2018 - Dec 31, 2018  | 30             |
| Oct 31, 2018 - Nov 30, 2018 | 14             |

| Mobile (Including Tablet)   | Sessions       | Pageviews      |
|-----------------------------|----------------|----------------|
| No                          |                |                |
| Dec 1, 2018 - Dec 31, 2018  | 7,836          | 41,439         |
| Oct 31, 2018 - Nov 30, 2018 | 12,126         | 62,079         |
| <b>% Change</b>             | <b>-35.38%</b> | <b>-33.25%</b> |
| Yes                         |                |                |
| Dec 1, 2018 - Dec 31, 2018  | 607            | 924            |
| Oct 31, 2018 - Nov 30, 2018 | 615            | 1,097          |
| <b>% Change</b>             | <b>-1.30%</b>  | <b>-15.77%</b> |

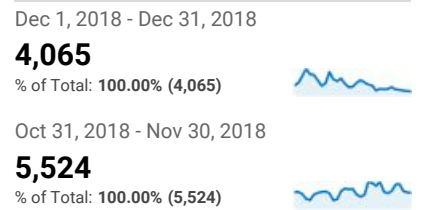
| Germany                     |                |                |
|-----------------------------|----------------|----------------|
| Dec 1, 2018 - Dec 31, 2018  | 348            | 00:05:39       |
| Oct 31, 2018 - Nov 30, 2018 | 705            | 00:07:46       |
| <b>% Change</b>             | <b>-50.64%</b> | <b>-27.39%</b> |
| India                       |                |                |
| Dec 1, 2018 - Dec 31, 2018  | 346            | 00:09:26       |
| Oct 31, 2018 - Nov 30, 2018 | 384            | 00:05:36       |
| <b>% Change</b>             | <b>-9.90%</b>  | <b>68.31%</b>  |
| France                      |                |                |
| Dec 1, 2018 - Dec 31, 2018  | 336            | 00:17:15       |
| Oct 31, 2018 - Nov 30, 2018 | 480            | 00:12:24       |
| <b>% Change</b>             | <b>-30.00%</b> | <b>39.07%</b>  |
| Chile                       |                |                |
| Dec 1, 2018 - Dec 31, 2018  | 324            | 00:16:44       |
| Oct 31, 2018 - Nov 30, 2018 | 610            | 00:15:24       |
| <b>% Change</b>             | <b>-46.89%</b> | <b>8.63%</b>   |
| Brazil                      |                |                |
| Dec 1, 2018 - Dec 31, 2018  | 279            | 00:14:57       |
| Oct 31, 2018 - Nov 30, 2018 | 573            | 00:13:28       |
| <b>% Change</b>             | <b>-51.31%</b> | <b>11.09%</b>  |

| % Change                    |                |
|-----------------------------|----------------|
|                             | <b>114.29%</b> |
| Samsung Internet            |                |
| Dec 1, 2018 - Dec 31, 2018  | 21             |
| Oct 31, 2018 - Nov 30, 2018 | 41             |
| <b>% Change</b>             | <b>-48.78%</b> |

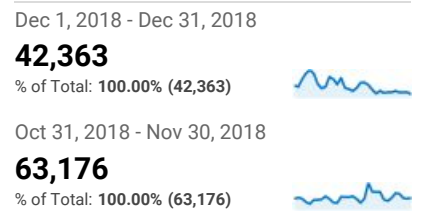
### % New Visits



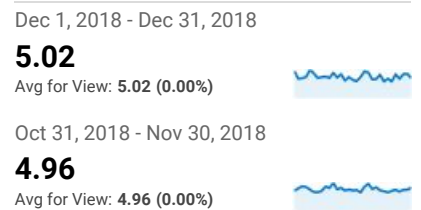
### Unique Visitors



### Pageviews



### Pages / Visit



### Avg. Time on Page

