

My Dashboard

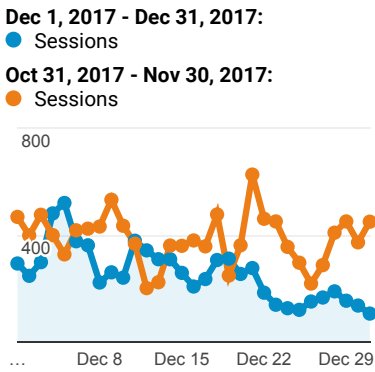
Dec 1, 2017 - Dec 31, 2017
Compare to: Oct 31, 2017 - Nov 30, 2017

All Users
+0.00% Sessions

Visits



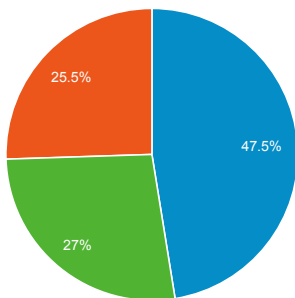
Visits



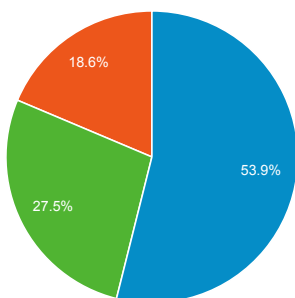
Visits by Traffic Type

organic direct referral

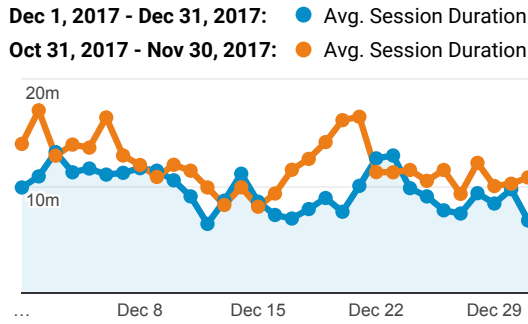
Dec 1, 2017 - Dec 31, 2017



Oct 31, 2017 - Nov 30, 2017



Avg. Visit Duration



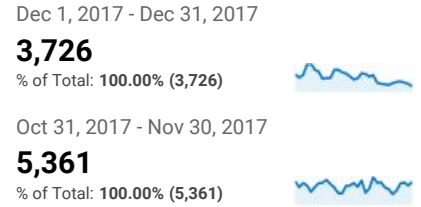
Visits and Avg. Visit Duration by Country / Territory

Country	Sessions	Avg. Session Duration
United States		
Dec 1, 2017 - Dec 31, 2017	1,705	00:09:26
Oct 31, 2017 - Nov 30, 2017	2,406	00:12:00
% Change	-29.14%	-21.43%
Chile		
Dec 1, 2017 - Dec 31, 2017	631	00:14:09
Oct 31, 2017 - Nov 30, 2017	783	00:13:10
% Change	-19.41%	7.56%
France		
Dec 1, 2017 - Dec 31, 2017	436	00:11:08
Oct 31, 2017 - Nov 30, 2017	459	00:14:46
% Change	-5.01%	-24.63%
Colombia		
Dec 1, 2017 - Dec 31, 2017	425	00:12:29
Oct 31, 2017 - Nov 30, 2017	2,144	00:17:25
% Change	-80.18%	-28.30%
Turkey		
Dec 1, 2017 - Dec 31, 2017	423	00:13:08
Oct 31, 2017 - Nov 30, 2017	185	00:07:21
% Change	128.65%	78.62%

% New Visits



Unique Visitors



Pageviews



Pages / Visit



Avg. Time on Page



Visits and Pageviews by Mobile

Mobile (Including Tablet)	Sessions	Pageviews
No		
Dec 1, 2017 - Dec 31, 2017	7,467	38,033
Oct 31, 2017 - Nov 30, 2017	11,448	67,207
% Change	-34.77%	-43.41%
Yes		
Dec 1, 2017 - Dec 31, 2017	485	968
Oct 31, 2017 - Nov 30, 2017	555	977
% Change	-12.61%	-0.92%

Brazil

Dec 1, 2017 - Dec 31, 2017	392	00:12:44
Oct 31, 2017 - Nov 30, 2017	586	00:14:34
% Change	-33.11%	-12.54%
India		
Dec 1, 2017 - Dec 31, 2017	367	00:09:55
Oct 31, 2017 - Nov 30, 2017	353	00:10:54
% Change	3.97%	-9.10%
Germany		
Dec 1, 2017 - Dec 31, 2017	325	00:07:19
Oct 31, 2017 - Nov 30, 2017	404	00:05:46
% Change	-19.55%	26.66%
Iran		
Dec 1, 2017 - Dec 31, 2017	303	00:10:10
Oct 31, 2017 - Nov 30, 2017	273	00:14:47
% Change	10.99%	-31.22%
Spain		
Dec 1, 2017 - Dec 31, 2017	279	00:13:16
Oct 31, 2017 - Nov 30, 2017	543	00:11:57
% Change	-48.62%	11.04%