

My Dashboard

Dec 1, 2014 - Dec 31, 2014
Compare to: Oct 31, 2014 - Nov 30, 2014

All Sessions
+0.00%

Visits

Dec 1, 2014 - Dec 31, 2014

7,582

% of Total: 100.00% (7,582)



Oct 31, 2014 - Nov 30, 2014

9,491

% of Total: 100.00% (9,491)



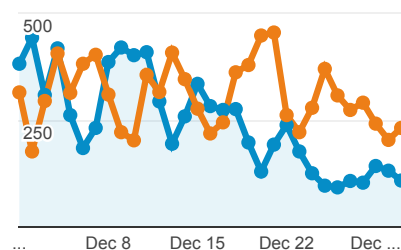
Visits and Visits

Dec 1, 2014 - Dec 31, 2014:

● Sessions

Oct 31, 2014 - Nov 30, 2014:

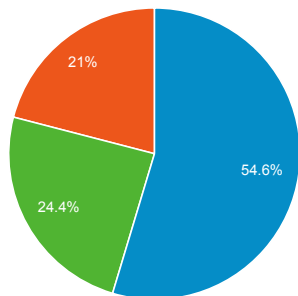
● Sessions



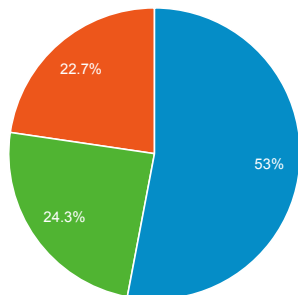
Visits by Traffic Type

■ organic ■ referral ■ direct

Dec 1, 2014 - Dec 31, 2014



Oct 31, 2014 - Nov 30, 2014



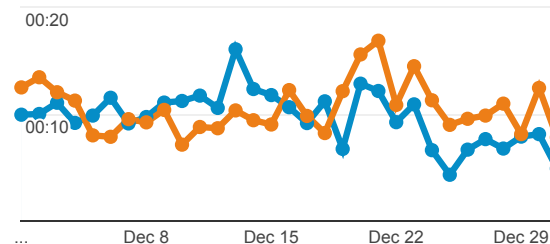
Avg. Visit Duration

Dec 1, 2014 - Dec 31, 2014:

● Avg. Session Duration

Oct 31, 2014 - Nov 30, 2014:

● Avg. Session Duration



Visits and Avg. Visit Duration by Country / Territory

Country	Sessions	Avg. Session Duration
United States		
Dec 1, 2014 - Dec 31, 2014	1,744	00:09:15
Oct 31, 2014 - Nov 30, 2014	2,465	00:09:26
% Change	-29.25%	-1.81%
Colombia		
Dec 1, 2014 - Dec 31, 2014	832	00:22:10
Oct 31, 2014 - Nov 30, 2014	1,582	00:19:07
% Change	-47.41%	15.97%
Spain		
Dec 1, 2014 - Dec 31, 2014	381	00:11:38
Oct 31, 2014 - Nov 30, 2014	441	00:13:26
% Change	-13.61%	-13.46%
Germany		
Dec 1, 2014 - Dec 31, 2014	372	00:06:09
Oct 31, 2014 - Nov 30, 2014	386	00:05:42
% Change	-3.63%	7.93%
France		
Dec 1, 2014 - Dec 31, 2014	324	00:06:33
Oct 31, 2014 - Nov 30, 2014		

% New Visits

Dec 1, 2014 - Dec 31, 2014

43.84%

Avg for View: 43.84% (0.00%)



Oct 31, 2014 - Nov 30, 2014

47.23%

Avg for View: 47.23% (0.00%)



Unique Visitors

Dec 1, 2014 - Dec 31, 2014

3,780

% of Total: 100.00% (3,780)



Oct 31, 2014 - Nov 30, 2014

5,032

% of Total: 100.00% (5,032)



Pageviews

Dec 1, 2014 - Dec 31, 2014

36,252

% of Total: 100.00% (36,252)



Oct 31, 2014 - Nov 30, 2014

44,477

% of Total: 100.00% (44,477)



Pages / Visit

Dec 1, 2014 - Dec 31, 2014

4.78

Avg for View: 4.78 (0.00%)



Oct 31, 2014 - Nov 30, 2014

4.69

Avg for View: 4.69 (0.00%)



Avg. Time on Page

Dec 1, 2014 - Dec 31, 2014

00:02:42

Avg for View: 00:02:42 (0.00%)



Oct 31, 2014 - Nov 30, 2014

00:02:53

Avg for View: 00:02:53 (0.00%)



Visits and Pageviews by Mobile

Mobile (Including Tablet)	Sessions	Pageviews
No		
Dec 1, 2014 - Dec 31, 2014	7,177	35,579
Oct 31, 2014 - Nov 30, 2014	9,027	43,470
% Change	-20.49%	-18.15%
Yes		
Dec 1, 2014 - Dec 31, 2014	405	673
Oct 31, 2014 - Nov 30, 2014	464	1,007
% Change	-12.72%	-33.17%

Oct 31, 2014 - Nov 30, 2014	261	00:09:18
% Change	24.14%	-29.52%
Iran		
Dec 1, 2014 - Dec 31, 2014	305	00:10:39
Oct 31, 2014 - Nov 30, 2014	227	00:15:10
% Change	34.36%	-29.73%
Canada		
Dec 1, 2014 - Dec 31, 2014	293	00:11:22
Oct 31, 2014 - Nov 30, 2014	301	00:04:38
% Change	-2.66%	145.54%
India		
Dec 1, 2014 - Dec 31, 2014	269	00:09:24
Oct 31, 2014 - Nov 30, 2014	153	00:03:26
% Change	75.82%	174.02%
Brazil		
Dec 1, 2014 - Dec 31, 2014	268	00:06:35
Oct 31, 2014 - Nov 30, 2014	541	00:13:43
% Change	-50.46%	-51.97%
Italy		
Dec 1, 2014 - Dec 31, 2014	263	00:11:04
Oct 31, 2014 - Nov 30, 2014	347	00:09:56
% Change	-24.21%	11.37%