

My Dashboard

Aug 1, 2022 - Aug 31, 2022
Compare to: Jul 1, 2022 - Jul 31, 2022

All Users
+0.00% Sessions

Visits

Aug 1, 2022 - Aug 31, 2022
6,493
% of Total: 100.00% (6,493)

Jul 1, 2022 - Jul 31, 2022
6,271
% of Total: 100.00% (6,271)

Visits and Visits

Aug 1, 2022 - Aug 31, 2022: Sessions
Jul 1, 2022 - Jul 31, 2022: Sessions

Visits by Traffic Type

organic direct referral

Aug 1, 2022 - Aug 31, 2022

Jul 1, 2022 - Jul 31, 2022

Visits and Pageviews by Mobile

Mobile (Including Tablet)	Sessions	Pageviews
No		
Aug 1, 2022 - Aug 31, 2022	5,897	28,890
Jul 1, 2022 - Jul 31, 2022	5,747	26,484
% Change	2.61%	9.08%
Yes		
Aug 1, 2022 - Aug 31, 2022	596	779
Jul 1, 2022 - Jul 31, 2022	524	832
% Change	13.74%	-6.37%

Avg. Visit Duration

Aug 1, 2022 - Aug 31, 2022: Avg. Session Duration
Jul 1, 2022 - Jul 31, 2022: Avg. Session Duration

Visits and Avg. Visit Duration by Country / Territory

Country	Sessions	Avg. Session Duration
United States		
Aug 1, 2022 - Aug 31, 2022	1,052	00:06:52
Jul 1, 2022 - Jul 31, 2022	1,075	00:06:38
% Change	-2.14%	3.50%
Colombia		
Aug 1, 2022 - Aug 31, 2022	760	00:12:35
Jul 1, 2022 - Jul 31, 2022	506	00:11:17
% Change	50.20%	11.45%
China		
Aug 1, 2022 - Aug 31, 2022	747	00:02:08
Jul 1, 2022 - Jul 31, 2022	632	00:02:37
% Change	18.20%	-18.36%
Brazil		
Aug 1, 2022 - Aug 31, 2022	491	00:21:34
Jul 1, 2022 - Jul 31, 2022	315	00:24:52
% Change	55.87%	-13.31%
India		
Aug 1, 2022 - Aug 31, 2022	368	00:09:41
Jul 1, 2022 - Jul 31, 2022	371	00:10:22
% Change	-0.81%	-6.62%
Germany		
Aug 1, 2022 - Aug 31, 2022	298	00:14:16
Jul 1, 2022 - Jul 31, 2022	245	00:12:19
% Change	21.63%	15.86%
Iran		
Aug 1, 2022 - Aug 31, 2022	296	00:14:06
Jul 1, 2022 - Jul 31, 2022	223	00:14:01
% Change	32.74%	0.53%
United Kingdom		
Aug 1, 2022 - Aug 31, 2022	226	00:08:12
Jul 1, 2022 - Jul 31, 2022	168	00:11:26
% Change	34.52%	-28.30%
Turkey		
Aug 1, 2022 - Aug 31, 2022	192	00:09:18
Jul 1, 2022 - Jul 31, 2022	192	00:15:24
% Change	0.00%	-39.58%
Spain		

Browser


Browser	Pageviews
Chrome	
Aug 1, 2022 - Aug 31, 2022	21,992
Jul 1, 2022 - Jul 31, 2022	19,691
% Change	11.69%
Safari	
Aug 1, 2022 - Aug 31, 2022	3,153
Jul 1, 2022 - Jul 31, 2022	2,911
% Change	8.31%
Firefox	
Aug 1, 2022 - Aug 31, 2022	2,116
Jul 1, 2022 - Jul 31, 2022	2,086
% Change	1.44%
Edge	
Aug 1, 2022 - Aug 31, 2022	1,820
Jul 1, 2022 - Jul 31, 2022	2,173
% Change	-16.24%
Mozilla Compatible Agent	
Aug 1, 2022 - Aug 31, 2022	314
Jul 1, 2022 - Jul 31, 2022	237
% Change	32.49%
Opera	
Aug 1, 2022 - Aug 31, 2022	198
Jul 1, 2022 - Jul 31, 2022	143
% Change	38.46%
Android Webview	
Aug 1, 2022 - Aug 31, 2022	21
Jul 1, 2022 - Jul 31, 2022	22
% Change	-4.55%
Safari (in-app)	
Aug 1, 2022 - Aug 31, 2022	17
Jul 1, 2022 - Jul 31, 2022	2
% Change	750.00%
Samsung Internet	
Aug 1, 2022 - Aug 31, 2022	16
Jul 1, 2022 - Jul 31, 2022	33
% Change	-51.52%
Internet Explorer	
Aug 1, 2022 - Aug 31, 2022	9
Jul 1, 2022 - Jul 31, 2022	6
% Change	50.00%

% New Visits


Aug 1, 2022 - Aug 31, 2022
44.79%
Avg for View: 44.79% (0.00%)


Jul 1, 2022 - Jul 31, 2022
42.35%

Aug 1, 2022 - Aug 31, 2022	156	00:18:58
Jul 1, 2022 - Jul 31, 2022	198	00:14:52
% Change	-21.21%	27.60%


42.35%
Avg for View: 42.35% (0.00%) 


Unique Visitors

Aug 1, 2022 - Aug 31, 2022
3,209
% of Total: 100.00% (3,209) 


Jul 1, 2022 - Jul 31, 2022
2,952
% of Total: 100.00% (2,952) 


Pageviews

Aug 1, 2022 - Aug 31, 2022
29,669
% of Total: 100.00% (29,669) 


Jul 1, 2022 - Jul 31, 2022
27,316
% of Total: 100.00% (27,316) 

Pages / Visit

Aug 1, 2022 - Aug 31, 2022
4.57
Avg for View: 4.57 (0.00%) 

Jul 1, 2022 - Jul 31, 2022
4.36
Avg for View: 4.36 (0.00%) 

Avg. Time on Page

Aug 1, 2022 - Aug 31, 2022
00:02:39
Avg for View: 00:02:39 (0.00%) 

Jul 1, 2022 - Jul 31, 2022
00:02:42
Avg for View: 00:02:42 (0.00%) 